

PROJECT	
TYPE	
NOTES	
QUANTITY	
DATE	

## A3SGS65-SUS-SYS COMPONENTS SUSPENSION

### A300076-

#### DESCRIPTION

Super-G Slim 800/90° - Suspension - Direct / Indirect - 19.8W LED (Zhaga Standard) - 3000K / 3500K / 4000K

#### GENERAL

Series: Super-G  
 Subseries: Super-G Slim 65  
 Partner: Prolicht  
 Division: Architectural  
 Installation: Suspension  
 Product Type: Linear Profiles  
 Mounting Location: Ceiling  
 Light Distribution: Direct / Indirect

#### PHYSICAL

Shape: Curves  
 Length (mm): 565  
 Length (in): 22 ¼  
 Width (mm): 65  
 Width (in): 2 ⅞  
 Height (mm): 90  
 Height (in): 3 ⅞  
 Weight (kg): 2.069  
 Weight (lbs): 4.56  
 Diffuser: PMMA - Opal or Micro-Prism  
 Fixture Finish: SSR / BKV / CWI / CRY / HAB / UFT / ITA / RUA / FTG / MYG / LOD / PUS / FRO / FUP / KIA / POP / BLS / SPG / MEY / GOH / CHC / COM / ABZ / JAG / OBR / MOS / ROR  
 Fixture Material: Extruded Aluminum

#### ELECTRICAL

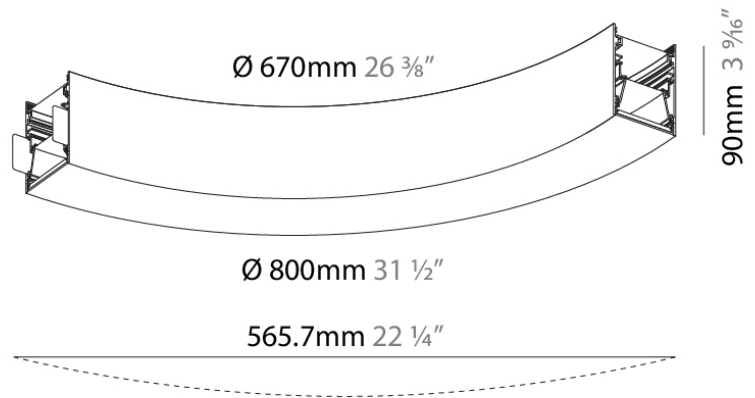

Input Wattage Range: 10 - 19 W  
 Lamp Type: LED (Zhaga Standard)  
 Input Wattage (W): 19.8  
 Total Output Wattage (W): 13.2 / 6.66  
 Dimming: Tri-Mode (Non-Dimming and Phase Dimming (120Vac only) and 0-10V Dimming)  
 Driver Included: Yes  
 Driver Location: Integrated  
 Driver Type: Constant Current - Universal  
 Driver Class: Class 2  
 Input Voltage (V): 120 - 277  
 Constant Current (mA): 350

#### LED

Delivered Lumen Range: 2000 - 3999 lm  
 Color Temperature (°K): 3000 / 3500 / 4000  
 Max. Delivered Lumen (lm): 1470 / 1500 / 1530 - Dir. / 990 / 1008 / 1030 - Ind.  
 Nominal Lumen (lm): 2880 / 2940 / 3000  
 CRI: >90 CRI  
 Lamp Life (hrs): 50000

#### RATINGS AND CERTIFICATIONS

Certified By: Certified for North American Standards  
 IP rating: IP20



PROJECT	
TYPE	
NOTES	
QUANTITY	
DATE	

## A3SGS65-SUS-SYS COMPONENTS SUSPENSION

### A300077-

#### DESCRIPTION

Super-G Slim 1550/45° - Suspension - Direct / Indirect - 20W LED (Zhaga Standard) - 3000K / 3500K / 4000K

#### GENERAL

Series: Super-G  
 Subseries: Super-G Slim 65  
 Partner: Prolicht  
 Division: Architectural  
 Installation: Suspension  
 Product Type: Linear Profiles  
 Mounting Location: Ceiling  
 Light Distribution: Direct / Indirect

#### PHYSICAL

Shape: Curves  
 Length (mm): 593  
 Length (in): 23 <sup>3</sup>/<sub>8</sub>  
 Width (mm): 65  
 Width (in): 2 <sup>9</sup>/<sub>16</sub>  
 Height (mm): 90  
 Height (in): 3 <sup>9</sup>/<sub>16</sub>  
 Weight (kg): 2.085  
 Weight (lbs): 4.6  
 Diffuser: PMMA - Opal or Micro-Prism  
 Fixture Finish: SSR / BKV / CWI / CRY / HAB / UFT / ITA / RUA / FTG / MYG / LOD / PUS / FRO / FUP / KIA / POP / BLS / SPG / MEY / GOH / CHC / COM / ABZ / JAG / OBR / MOS / ROR  
 Fixture Material: Extruded Aluminum

#### ELECTRICAL

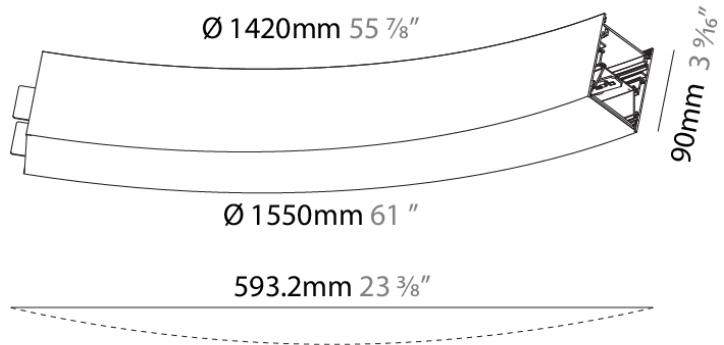

Input Wattage Range: 20 - 29 W  
 Lamp Type: LED (Zhaga Standard)  
 Input Wattage (W): 19.8  
 Total Output Wattage (W): 13.2 / 6.66  
 Dimming: Tri-Mode (Non-Dimming and Phase Dimming (120Vac only) and 0-10V Dimming)  
 Driver Included: Yes  
 Driver Location: Integrated  
 Driver Type: Constant Current - Universal  
 Driver Class: Class 2  
 Input Voltage (V): 120 - 277  
 Constant Current (MA): 350

#### LED

Delivered Lumen Range: 2000 - 2999 lm  
 Color Temperature (°K): 3000 / 3500 / 4000  
 Max. Delivered Lumen (lm): 1360 / 1392 / 1420 - Dir / 1080 / 1097 / 1120 Ind  
 Nominal Lumen (lm): 2880 / 2940 / 3000  
 CRI: >90 CRI  
 Lamp Life (hrs): 50000

#### RATINGS AND CERTIFICATIONS

Certified By: Certified for North American Standards  
 IP rating: IP20



## A3SGS65-SUS-SYS COMPONENTS SUSPENSION

### A300078-

#### DESCRIPTION

Super-G Slim 1550mm/90° - Suspension - Direct / Indirect - 39.6W LED (Zhaga Standard) - 3000K / 3500K / 4000K

#### GENERAL

Series: Super-G  
 Subseries: Super-G Slim 65  
 Partner: Prolight  
 Division: Architectural  
 Installation: Suspension  
 Product Type: Linear Profiles  
 Mounting Location: Ceiling  
 Light Distribution: Direct / Indirect

#### PHYSICAL

Shape: Curves  
 Length (mm): 1096  
 Length (in): 43  
 Width (mm): 65  
 Width (in): 2 <sup>3</sup>/<sub>16</sub>  
 Height (mm): 90  
 Height (in): 3 <sup>9</sup>/<sub>16</sub>  
 Weight (kg): 4.157  
 Weight (lbs): 9.16  
 Diffuser: PMMA - Opal or Micro-Prism  
 Fixture Finish: SSR / BKV / CWI / CRY / HAB / UFT / ITA / RUA / FTG / MYG / LOD / PUS / FRO / FUP / KIA / POP / BLS / SPG / MEY / GOH / CHC / COM / ABZ / JAG / OBR / MOS / ROR  
 Fixture Material: Extruded Aluminum

#### ELECTRICAL

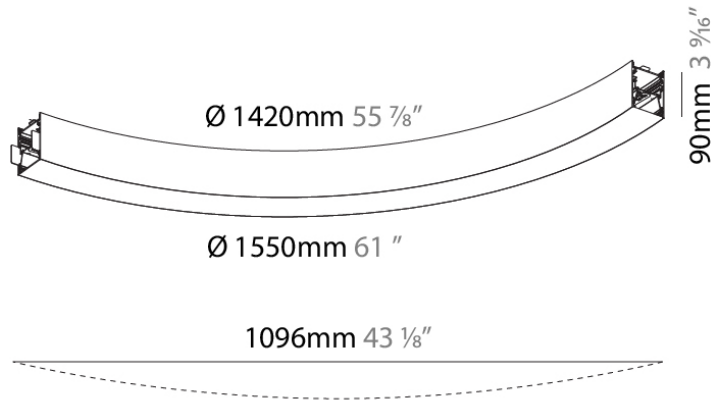
Input Wattage Range: 30 - 49 W  
 Lamp Type: LED (Zhaga Standard)  
 Input Wattage (W): 39.6  
 Total Output Wattage (W): 26.4 / 13.2  
 Dimming: Tri-Mode (Non-Dimming and Phase Dimming (120Vac only) and 0-10V Dimming)  
 Driver Included: Yes  
 Driver Location: Integrated  
 Driver Type: Constant Current - Universal  
 Driver Class: Class 2  
 Input Voltage (V): 120 - 277  
 Constant Current (mA): 350

#### LED

Delivered Lumen Range: 5000 - 9999 lm  
 Color Temperature (°K): 3000 / 3500 / 4000  
 Max. Delivered Lumen (lm): 2940 / 2999 / 3060 - Dir / 1980 / 2019 / 2060 - Ind  
 Nominal Lumen (lm): 5760 / 5880 / 6000  
 CRI: >90 CRI  
 Efficiency (%): 88.4  
 Lamp Life (hrs): 50000

#### RATINGS AND CERTIFICATIONS

Certified By: Certified for North American Standards  
 IP rating: IP20



PROJECT	
TYPE	
NOTES	
QUANTITY	
DATE	

## A3SGS65-SUS-SYS COMPONENTS SUSPENSION

### A300079-

#### DESCRIPTION

Super-G Slim 3000/45° - Suspension - Direct / Indirect - 39.6W LED (Zhaga Standard) - 3000K / 3500K / 4000K

#### GENERAL

Series: Super-G  
 Subseries: Super-G Slim 65  
 Partner: Prolight  
 Division: Architectural  
 Installation: Suspension  
 Product Type: Linear Profiles  
 Mounting Location: Ceiling  
 Light Distribution: Direct / Indirect

#### PHYSICAL

Shape: Curves  
 Length (mm): 1148  
 Length (in): 45 <sup>3</sup>/<sub>16</sub>  
 Width (mm): 65  
 Width (in): 2 <sup>3</sup>/<sub>16</sub>  
 Height (mm): 90  
 Height (in): 3 <sup>9</sup>/<sub>16</sub>  
 Weight (kg): 4.241  
 Weight (lbs): 9.35  
 Diffuser: PMMA - Opal or Micro-Prism  
 Fixture Finish: SSR / BKV / CWI / CRY / HAB / UFT / ITA / RUA / FTG / MYG / LOD / PUS / FRO / FUP / KIA / POP / BLS / SPG / MEY / GOH / CHC / COM / ABZ / JAG / OBR / MOS / ROR  
 Fixture Material: Extruded Aluminum

#### ELECTRICAL

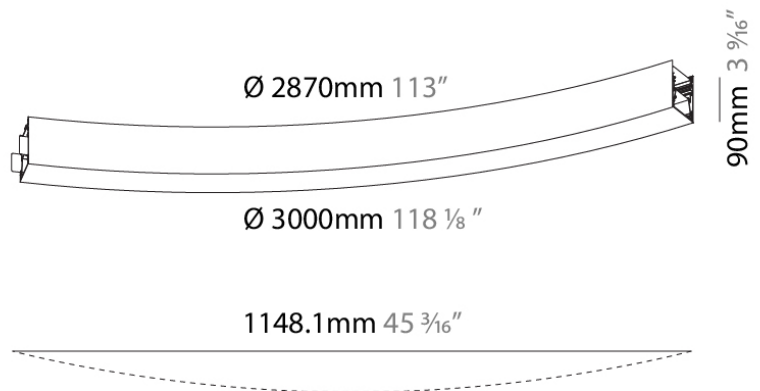

Input Wattage Range: 30 - 49 W  
 Lamp Type: LED (Zhaga Standard)  
 Input Wattage (W): 39.6  
 Total Output Wattage (W): 26.4 / 13.2  
 Dimming: Tri-Mode (Non-Dimming and Phase Dimming (120Vac only) and 0-10V Dimming)  
 Driver Included: Yes  
 Driver Location: Integrated  
 Driver Type: Constant Current - Universal  
 Driver Class: Class 2  
 Input Voltage (V): 120 - 277  
 Constant Current (MA): 350

#### LED

Delivered Lumen Range: 5000 - 9999 lm  
 Color Temperature (°K): 3000 / 3500 / 4000  
 Max. Delivered Lumen (lm): 2720 / 2783 / 2840 - Dir / 2150 / 2195 / 2240 - Ind  
 Nominal Lumen (lm): 5760 / 5880 / 6000  
 CRI: >90 CRI  
 Lamp Life (hrs): 50000

#### RATINGS AND CERTIFICATIONS

Certified By: Certified for North American Standards  
 IP rating: IP20



PROJECT	
TYPE	
NOTES	
QUANTITY	
DATE	

## A3SGS65-SUS-SYS COMPONENTS SUSPENSION

### A300080-

#### DESCRIPTION

Super-G Slim 3000/90° - Suspension - Direct / Indirect - 79.2W LED (Zhaga Standard) - 3000K / 3500K / 4000K

#### GENERAL

Series: Super-G  
 Subseries: Super-G Slim 65  
 Partner: Prolicht  
 Division: Architectural  
 Installation: Suspension  
 Product Type: Linear Profiles  
 Mounting Location: Ceiling  
 Light Distribution: Direct / Indirect

#### PHYSICAL

Shape: Curves  
 Length (mm): 2121  
 Length (in): 83 1/2  
 Width (mm): 65  
 Width (in): 2 9/16  
 Height (mm): 90  
 Height (in): 3 9/16  
 Weight (kg): 7.69  
 Weight (lbs): 16.95  
 Diffuser: PMMA - Opal or Micro-Prism  
 Fixture Finish: SSR / BKV / CWI / CRY / HAB / UFT / ITA / RUA / FTG / MYG / LOD / PUS / FRO / FUP / KIA / POP / BLS / SPG / MEY / GOH / CHC / COM / ABZ / JAG / OBR / MOS / ROR  
 Fixture Material: Extruded Aluminum

#### ELECTRICAL

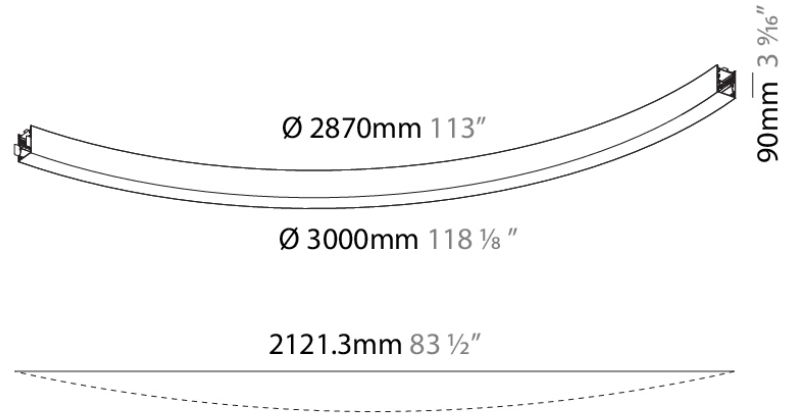
Input Wattage Range: 80 - 99 W  
 Lamp Type: LED (Zhaga Standard)  
 Input Wattage (W): 79.2  
 Total Output Wattage (W): 52.8 / 26.4  
 Dimming: Tri-Mode (Non-Dimming and Phase Dimming (120Vac only) and 0-10V Dimming)  
 Driver Included: Yes  
 Driver Location: Integrated  
 Driver Type: Constant Current - Universal  
 Driver Class: Class 2  
 Input Voltage (V): 120 - 277  
 Constant Current (MA): 350

#### LED

Delivered Lumen Range: 5000 - 9999 lm  
 Color Temperature (°K): 3000 / 3500 / 4000  
 Max. Delivered Lumen (lm): 5450 / 5557 / 5670 - Dir / 4300 / 4390 / 4480 - Ind  
 Nominal Lumen (lm): 11520 / 11760 / 12000  
 CRI: >90 CRI  
 Lamp Life (hrs): 50000

#### RATINGS AND CERTIFICATIONS

Certified By: Certified for North American Standards  
 IP rating: IP20



## A3SGS65-SUS-SYS COMPONENTS SUSPENSION

### A300081-

#### DESCRIPTION

Super-G Slim 5200/90° - Suspension - Direct / Indirect - 73.3W LED (Zhaga Standard) - 3000K / 3500K / 4000K

#### GENERAL

Series: Super-G  
 Subseries: Super-G Slim 65  
 Partner: Prolight  
 Division: Architectural  
 Installation: Suspension  
 Product Type: Linear Profiles  
 Mounting Location: Ceiling  
 Light Distribution: Direct / Indirect

#### PHYSICAL

Shape: Curves  
 Length (mm): 1990  
 Length (in): 78 3/8  
 Width (mm): 65  
 Width (in): 2 9/16  
 Height (mm): 90  
 Height (in): 3 9/16  
 Weight (kg): 6.81  
 Weight (lbs): 6.81  
 Diffuser: PMMA - Opal or Micro-Prism  
 Fixture Finish: SSR / BKV / CWI / CRY / HAB / UFT / ITA / RUA / FTG / MYG / LOD / PUS / FRO / FUP / KIA / POP / BLS / SPG / MEY / GOH / CHC / COM / ABZ / JAG / OBR / MOS / ROR  
 Fixture Material: Extruded Aluminum

#### ELECTRICAL

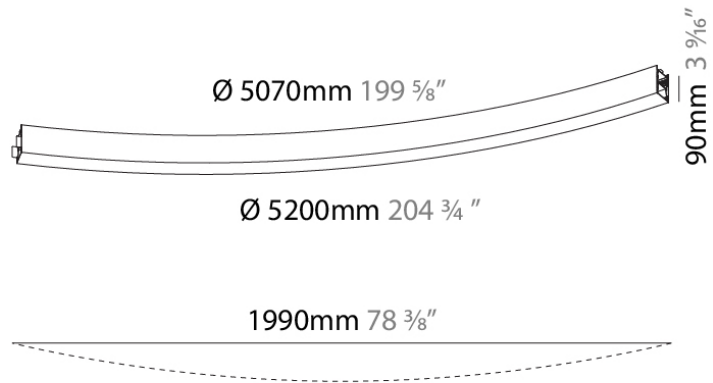

Input Wattage Range: 50 - 79 W  
 Lamp Type: LED (Zhaga Standard)  
 Input Wattage (W): 72.6  
 Total Output Wattage (W): 46.2 / 26.4  
 Dimming: Tri-Mode (Non-Dimming and Phase Dimming (120Vac only) and 0-10V Dimming)  
 Driver Included: Yes  
 Driver Location: Integrated  
 Driver Type: Constant Current - Universal  
 Driver Class: Class 2  
 Input Voltage (V): 120 - 277  
 Constant Current (MA): 350

#### LED

Delivered Lumen Range: 5000 - 9999 lm  
 Color Temperature (°K): 3000 / 3500 / 4000  
 Max. Delivered Lumen (lm): 5150 / 5253 / 5360 - Dir / 3860 / 3949 / 4000  
 Nominal Lumen (lm): 10560 / 10780 / 11000  
 CRI: >90 CRI  
 Lamp Life (hrs): 50000

#### RATINGS AND CERTIFICATIONS

Certified By: Certified for North American Standards  
 IP rating: IP20



## A3SGS65-SUS-SYS COMPONENTS SUSPENSION

### A300082-

#### DESCRIPTION

Super-G Slim 860 - Suspension - 19.8W LED (Zhaga Standard) - 3000K / 3500K / 4000K

#### GENERAL

Series: Super-G  
 Subseries: Super-G Slim 65  
 Partner: Prolicht  
 Division: Architectural  
 Installation: Suspension  
 Product Type: Linear Profiles  
 Mounting Location: Ceiling  
 Light Distribution: Direct

#### PHYSICAL

Shape: Rectangle  
 Length (mm): 860  
 Length (in): 33 7/8  
 Width (mm): 65  
 Width (in): 2 9/16  
 Height (mm): 90  
 Height (in): 3 9/16  
 Weight (kg): 3.409  
 Weight (lbs): 7.52  
 Diffuser: PMMA - Opal or Micro-Prism  
 Fixture Finish: SSR / BKV / CWI / CRY / HAB / UFT / ITA / RUA / FTG / MYG / LOD / PUS / FRO / FUP / KIA / POP / BLS / SPG / MEY / GOH / CHC / COM / ABZ / JAG / OBR / MOS / ROR  
 Fixture Material: Extruded Aluminum

#### ELECTRICAL

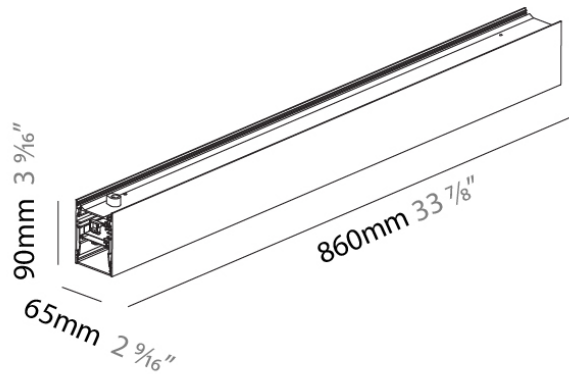
Input Wattage Range: 20 - 29 W  
 Lamp Type: LED (Zhaga Standard)  
 Input Wattage (W): 19.8  
 Total Output Wattage (W): 18  
 Dimming: Tri-Mode (Non-Dimming and Phase Dimming (120Vac only) and 0-10V Dimming)  
 Driver Included: Yes  
 Driver Location: Integrated  
 Driver Type: Constant Current - Universal  
 Driver Class: Class 2  
 Input Voltage (V): 120 - 277  
 Constant Current (MA): 350

#### LED

Delivered Lumen Range: 2000 - 2999 lm  
 Color Temperature (°K): 3000 / 3500 / 4000  
 Max. Delivered Lumen (lm): 2210 / 2254 / 2300  
 Nominal Lumen (lm): 2880 / 2940 / 3000  
 CRI: >90 CRI  
 Lamp Life (hrs): 50000

#### RATINGS AND CERTIFICATIONS

Certified By: Certified for North American Standards  
 IP rating: IP20



## A3SGS65-SUS-SYS COMPONENTS SUSPENSION

### A300083-

#### DESCRIPTION

Super-G Slim 860 - Suspension - Direct / Indirect - 29.7W LED  
 (Zhaga Standard) - 3000K / 3500K / 4000K

#### GENERAL

Series: Super-G  
 Subseries: Super-G Slim 65  
 Partner: Prolicht  
 Division: Architectural  
 Installation: Suspension  
 Product Type: Linear Profiles  
 Mounting Location: Ceiling  
 Light Distribution: Direct / Indirect

#### PHYSICAL

Shape: Rectangle  
 Length (mm): 860  
 Length (in): 33 7/8  
 Width (mm): 65  
 Width (in): 2 9/16  
 Height (mm): 90  
 Height (in): 3 9/16  
 Weight (kg): 3.081  
 Weight (lbs): 6.79  
 Diffuser: PMMA - Opal or Micro-Prism  
 Fixture Finish: SSR / BKV / CWI / CRY / HAB / UFT / ITA / RUA / FTG / MYG / LOD / PUS / FRO / FUP / KIA / POP / BLS / SPG / MEY / GOH / CHC / COM / ABZ / JAG / OBR / MOS / ROR  
 Fixture Material: Extruded Aluminum

#### ELECTRICAL

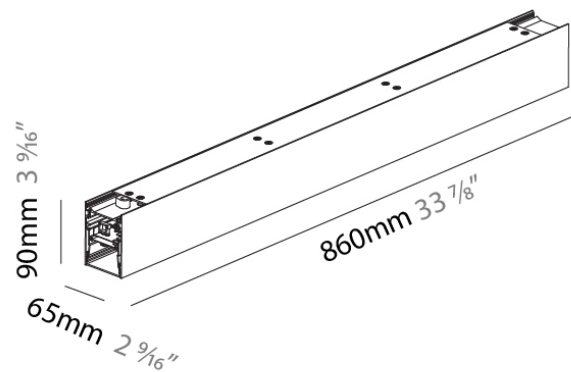
Input Wattage Range: 30 - 49 W  
 Lamp Type: LED (Zhaga Standard)  
 Input Wattage (W): 29.7  
 Total Output Wattage (W): 19.8 / 9.9  
 Dimming: Tri-Mode (Non-Dimming and Phase Dimming (120Vac only) and 0-10V Dimming)  
 Driver Included: Yes  
 Driver Location: Integrated  
 Driver Type: Constant Current - Universal  
 Driver Class: Class 2  
 Input Voltage (V): 120 - 277  
 Constant Current (MA): 350

#### LED

Delivered Lumen Range: 2000 - 3999 lm  
 Color Temperature (°K): 3000 / 3500 / 4000  
 Max. Delivered Lumen (lm): 2210 / 2254 / 2300 - Dir / 1480 / 1509 / 1540 - Ind  
 Nominal Lumen (lm): 4320 / 4410 / 4500  
 CRI: >90 CRI  
 Efficiency (%): 88.4%  
 Lamp Life (hrs): 50000

#### RATINGS AND CERTIFICATIONS

Certified By: Certified for North American Standards  
 IP rating: IP20



## A3SGS65-SUS-SYS COMPONENTS SUSPENSION

### A300084-

#### DESCRIPTION

Super-G Slim 1140mm - Suspension - Direct / Indirect - 39.6W LED (Zhaga Standard) - 3000K / 3500K / 4000K

#### GENERAL

Series: Super-G  
 Subseries: Super-G Slim 65  
 Partner: Prolicht  
 Division: Architectural  
 Installation: Suspension  
 Product Type: Linear Profiles  
 Mounting Location: Ceiling  
 Light Distribution: Direct / Indirect

#### PHYSICAL

Shape: Rectangle  
 Length (mm): 1140  
 Length (in): 44 7/8  
 Width (mm): 65  
 Width (in): 2 9/16  
 Height (mm): 90  
 Height (in): 3 9/16  
 Weight (kg): 4.256  
 Weight (lbs): 9.38  
 Diffuser: PMMA - Opal or Micro-Prism  
 Fixture Finish: SSR / BKV / CWI / CRY / HAB / UFT / ITA / RUA / FTG / MYG / LOD / PUS / FRO / FUP / KIA / POP / BLS / SPG / MEY / GOH / CHC / COM / ABZ / JAG / OBR / MOS / ROR  
 Fixture Material: Extruded Aluminum

#### ELECTRICAL

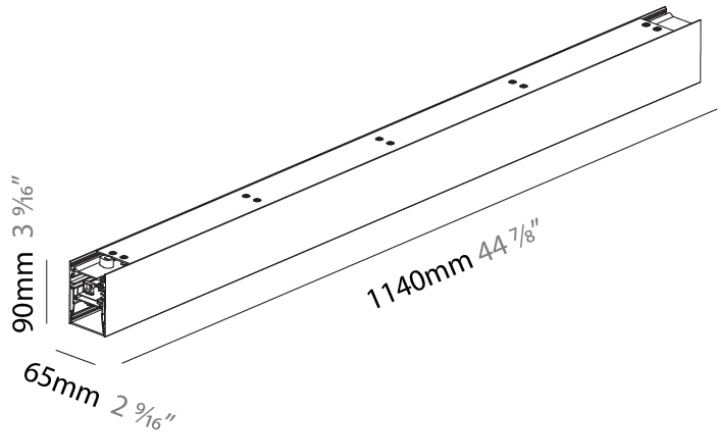
Input Wattage Range: 30 - 49 W  
 Lamp Type: LED (Zhaga Standard)  
 Input Wattage (W): 39.6  
 Total Output Wattage (W): 26.4 / 13.2  
 Dimming: Tri-Mode (Non-Dimming and Phase Dimming (120Vac only) and 0-10V Dimming)  
 Driver Included: Yes  
 Driver Location: Integrated  
 Driver Type: Constant Current - Universal  
 Driver Class: Class 2  
 Input Voltage (V): 120 - 277  
 Constant Current (MA): 350

#### LED

Delivered Lumen Range: 5000 - 9999 lm  
 Color Temperature (°K): 3000 / 3500 / 4000  
 Max. Delivered Lumen (lm): 2940 / 2999 / 3060 - Dir / 1980 / 2019 / 2060 - Ind  
 Nominal Lumen (lm): 5760 / 5880 / 6000  
 CRI: >90 CRI  
 Efficiency (%): 88.4%  
 Lamp Life (hrs): 50000

#### RATINGS AND CERTIFICATIONS

Certified By: Certified for North American Standards  
 IP rating: IP20



PROJECT
TYPE
NOTES
QUANTITY
DATE

## A3SGS65-SUS-SYS COMPONENTS SUSPENSION

### A300085-

#### DESCRIPTION

Super-G Slim 1420 - Suspension - 33W LED (Zhaga Standard) - 3000K / 3500K / 4000K

#### GENERAL

Series: Super-G  
 Subseries: Super-G Slim 65  
 Partner: Prolicht  
 Division: Architectural  
 Installation: Suspension  
 Product Type: Linear Profiles  
 Mounting Location: Ceiling  
 Light Distribution: Direct

#### PHYSICAL

Shape: Rectangle  
 Length (mm): 1420  
 Length (in): 55 7/8  
 Width (mm): 65  
 Width (in): 2 9/16  
 Height (mm): 90  
 Height (in): 3 9/16  
 Weight (kg): 4.206  
 Weight (lbs): 9.27  
 Diffuser: PMMA - Opal or Micro-Prism  
 Fixture Finish: SSR / BKV / CWI / CRY / HAB / UFT / ITA / RUA / FTG / MYG / LOD / PUS / FRO / FUP / KIA / POP / BLS / SPG / MEY / GOH / CHC / COM / ABZ / JAG / OBR / MOS / ROR  
 Fixture Material: Extruded Aluminum

#### ELECTRICAL

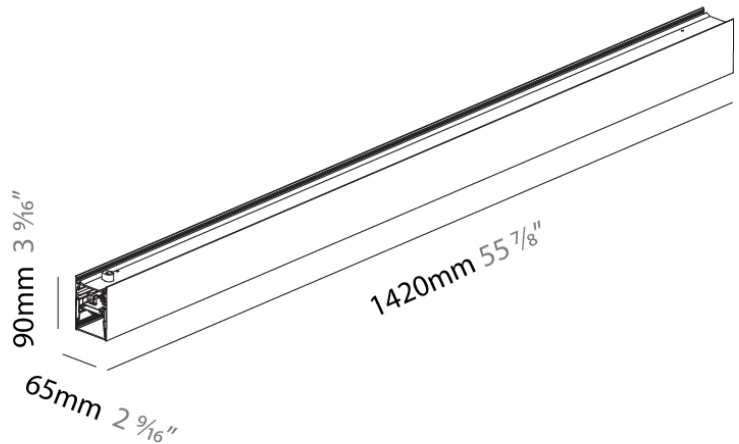

Input Wattage Range: 30 - 49 W  
 Lamp Type: LED (Zhaga Standard)  
 Input Wattage (W): 33  
 Total Output Wattage (W): 29.7  
 Dimming: Tri-Mode (Non-Dimming and Phase Dimming (120Vac only) and 0-10V Dimming)  
 Driver Included: Yes  
 Driver Location: Integrated  
 Driver Type: Constant Current - Universal  
 Driver Class: Class 2  
 Input Voltage (V): 120 - 277  
 Constant Current (mA): 350

#### LED

Delivered Lumen Range: 3000 - 4999 lm  
 Color Temperature (°K): 3000 / 3500 / 4000  
 Max. Delivered Lumen (lm): 3680 / 3754 / 3830  
 Nominal Lumen (lm): 4800 / 4900 / 5000  
 CRI: >90 CRI  
 Lamp Life (hrs): 50000

#### RATINGS AND CERTIFICATIONS

Certified By: Certified for North American Standards  
 IP rating: IP20



PROJECT
TYPE
NOTES
QUANTITY
DATE

## A3SGS65-SUS-SYS COMPONENTS SUSPENSION

### A300086-

#### DESCRIPTION

Super-G Slim 1420mm - Suspension - Direct / Indirect - 49.5W LED (Zhaga Standard) - 3000K / 3500K / 4000K

#### GENERAL

Series: Super-G  
 Subseries: Super-G Slim 65  
 Partner: Prolicht  
 Division: Architectural  
 Installation: Suspension  
 Product Type: Linear Profiles  
 Mounting Location: Ceiling  
 Light Distribution: Direct / Indirect

#### PHYSICAL

Shape: Rectangle  
 Length (mm): 1420  
 Length (in): 55 7/8  
 Width (mm): 65  
 Width (in): 2 9/16  
 Height (mm): 90  
 Height (in): 3 9/16  
 Weight (kg): 5.179  
 Weight (lbs): 11.42  
 Diffuser: PMMA - Opal or Micro-Prism  
 Fixture Finish: SSR / BKV / CWI / CRY / HAB / UFT / ITA / RUA / FTG / MYG / LOD / PUS / FRO / FUP / KIA / POP / BLS / SPG / MEY / GOH / CHC / COM / ABZ / JAG / OBR / MOS / ROR  
 Fixture Material: Extruded Aluminum

#### ELECTRICAL

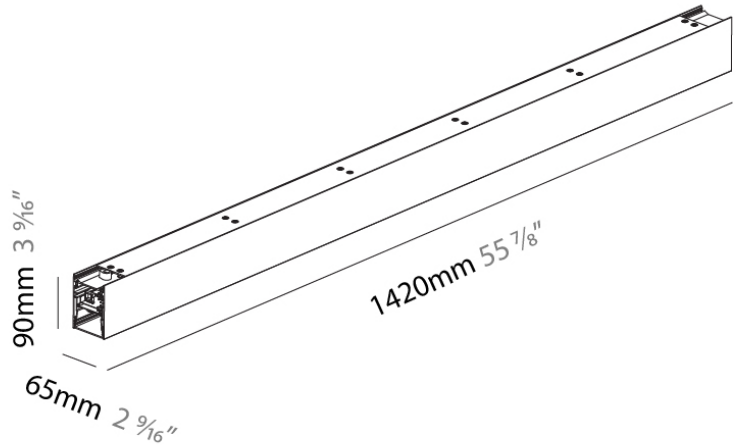

Input Wattage Range: 50 - 79 W  
 Lamp Type: LED (Zhaga Standard)  
 Input Wattage (W): 49.5  
 Total Output Wattage (W): 29.7 / 14.85  
 Dimming: Tri-Mode (Non-Dimming and Phase Dimming (120Vac only) and 0-10V Dimming)  
 Driver Included: Yes  
 Driver Location: Integrated  
 Driver Type: Constant Current - Universal  
 Driver Class: Class 2  
 Input Voltage (V): 120 - 277  
 Constant Current (mA): 350

#### LED

Delivered Lumen Range: 5000 - 9999 lm  
 Color Temperature (°K): 3000 / 3500 / 4000  
 Max. Delivered Lumen (lm): 3680 / 3754 / 3830 - Dir / 2460 / 2518 / 2560 - Ind  
 Nominal Lumen (lm): 7200 / 7350 / 7500  
 CRI: >90 CRI  
 Efficiency (%): 88.4%  
 Lamp Life (hrs): 50000

#### RATINGS AND CERTIFICATIONS

Certified By: Certified for North American Standards  
 IP rating: IP20



## A3SGS65-SUS-SYS COMPONENTS SUSPENSION

### A300087-

#### DESCRIPTION

Super-G Slim 1720 - Suspension - 39.6W LED (Zhaga Standard) - 3000K / 3500K / 4000K

#### GENERAL

Series: Super-G  
 Subseries: Super-G Slim 65  
 Partner: Prolicht  
 Division: Architectural  
 Installation: Suspension  
 Product Type: Linear Profiles  
 Mounting Location: Ceiling  
 Light Distribution: Direct

#### PHYSICAL

Shape: Rectangle  
 Length (mm): 1720  
 Length (in): 67 <sup>11</sup>/<sub>16</sub>"  
 Width (mm): 65  
 Width (in): 2 <sup>9</sup>/<sub>16</sub>"  
 Height (mm): 90  
 Height (in): 3 <sup>9</sup>/<sub>16</sub>"  
 Weight (kg): 5.041  
 Weight (lbs): 11.11  
 Diffuser: PMMA - Opal or Micro-Prism  
 Fixture Finish: SSR / BKV / CWI / CRY / HAB / UFT / ITA / RUA / FTG / MYG / LOD / PUS / FRO / FUP / KIA / POP / BLS / SPG / MEY / GOH / CHC / COM / ABZ / JAG / OBR / MOS / ROR  
 Fixture Material: Extruded Aluminum

#### ELECTRICAL

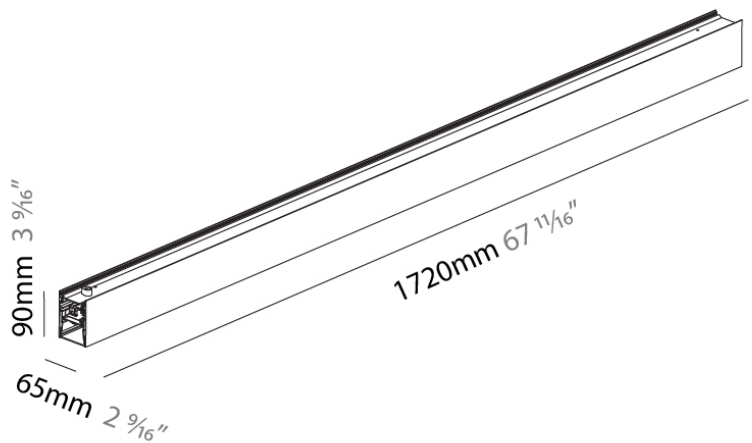

Input Wattage Range: 30 - 49 W  
 Lamp Type: LED (Zhaga Standard)  
 Input Wattage (W): 39.6  
 Total Output Wattage (W): 35.6  
 Dimming: Tri-Mode (Non-Dimming and Phase Dimming (120Vac only) and 0-10V Dimming)  
 Driver Included: Yes  
 Driver Location: Integrated  
 Driver Type: Constant Current - Universal  
 Driver Class: Class 2  
 Input Voltage (V): 120 - 277  
 Constant Current (mA): 350

#### LED

Delivered Lumen Range: 3000 - 4999 lm  
 Color Temperature (°K): 3000 / 3500 / 4000  
 Max. Delivered Lumen (lm): 4100 / 4322 / 4600  
 Nominal Lumen (lm): 5760 / 5880 / 6000  
 CRI: >90 CRI  
 Lamp Life (hrs): 50000

#### RATINGS AND CERTIFICATIONS

Certified By: Certified for North American Standards  
 IP rating: IP20



## A3SGS65-SUS-SYS COMPONENTS SUSPENSION

### A300088-

#### DESCRIPTION

Super-G Slim 1720mm - Suspension - Direct / Indirect - 59.4W LED (Zhaga Standard) - 3000K / 3500K / 4000K

#### GENERAL

Series: Super-G  
 Subseries: Super-G Slim 65  
 Partner: Prolicht  
 Division: Architectural  
 Installation: Suspension  
 Product Type: Linear Profiles  
 Mounting Location: Ceiling  
 Light Distribution: Direct / Indirect

#### PHYSICAL

Shape: Rectangle  
 Length (mm): 1720  
 Length (in): 67 <sup>11</sup>/<sub>16</sub>"  
 Width (mm): 65  
 Width (in): 2 <sup>9</sup>/<sub>16</sub>"  
 Height (mm): 90  
 Height (in): 3 <sup>9</sup>/<sub>16</sub>"  
 Weight (kg): 6.176  
 Weight (lbs): 13.62  
 Diffuser: PMMA - Opal or Micro-Prism  
 Fixture Finish: SSR / BKV / CWI / CRY / HAB / UFT / ITA / RUA / FTG / MYG / LOD / PUS / FRO / FUP / KIA / POP / BLS / SPG / MEY / GOH / CHC / COM / ABZ / JAG / OBR / MOS / ROR  
 Fixture Material: Extruded Aluminum

#### ELECTRICAL

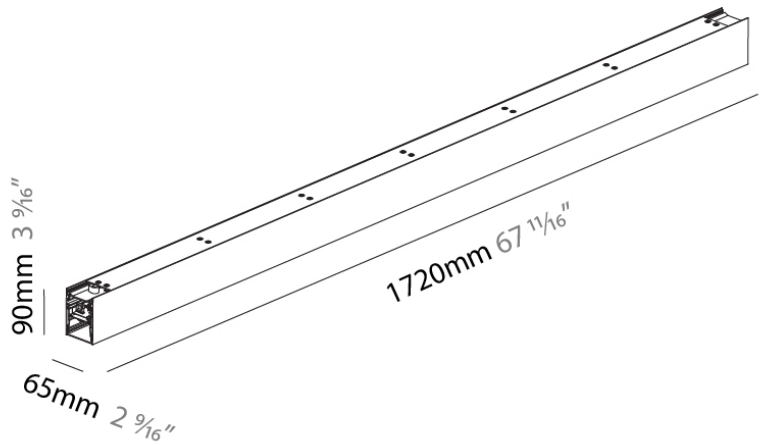
Input Wattage Range: 50 - 79 W  
 Lamp Type: LED (Zhaga Standard)  
 Input Wattage (W): 59.4  
 Total Output Wattage (W): 35.6 / 17.86  
 Dimming: Tri-Mode (Non-Dimming and Phase Dimming (120Vac only) and 0-10V Dimming)  
 Driver Included: Yes  
 Driver Location: Integrated  
 Driver Type: Constant Current - Universal  
 Driver Class: Class 2  
 Input Voltage (V): 120 - 277  
 Constant Current (mA): 350

#### LED

Delivered Lumen Range: 5000 - 9999 lm  
 Color Temperature (°K): 3000 / 3500 / 4000  
 Max. Delivered Lumen (lm): 4100 / 4322 / 4600 - Dir / 3270 / 3204 / 3080 - Ind  
 Nominal Lumen (lm): 8640 / 8820 / 9000  
 CRI: >90 CRI  
 Efficiency (%): 88.4%  
 Lamp Life (hrs): 50000

#### RATINGS AND CERTIFICATIONS

Certified By: Certified for North American Standards  
 IP rating: IP20



## A3SGS65-SUS-SYS COMPONENTS SUSPENSION

### A300089-

#### DESCRIPTION

Super-G Slim 2000 - Suspension - Direct / Indirect - 73.3W LED (Zhaga Standard) - 3000K / 3500K / 4000K

#### GENERAL

Series: Super-G  
 Subseries: Super-G Slim 65  
 Partner: Prolight  
 Division: Architectural  
 Installation: Suspension  
 Product Type: Linear Profiles  
 Mounting Location: Ceiling  
 Light Distribution: Direct / Indirect

#### PHYSICAL

Shape: Rectangle  
 Length (mm): 2000  
 Length (in): 78 <sup>3</sup>/<sub>4</sub>  
 Width (mm): 65  
 Width (in): 2 <sup>9</sup>/<sub>16</sub>  
 Height (mm): 90  
 Height (in): 3 <sup>9</sup>/<sub>16</sub>  
 Weight (kg): 6.81  
 Weight (lbs): 15  
 Diffuser: PMMA - Opal or Micro-Prism  
 Fixture Finish: SSR / BKV / CWI / CRY / HAB / UFT / ITA / RUA / FTG / MYG / LOD / PUS / FRO / FUP / KIA / POP / BLS / SPG / MEY / GOH / CHC / COM / ABZ / JAG / OBR / MOS / ROR  
 Fixture Material: Extruded Aluminum

#### ELECTRICAL

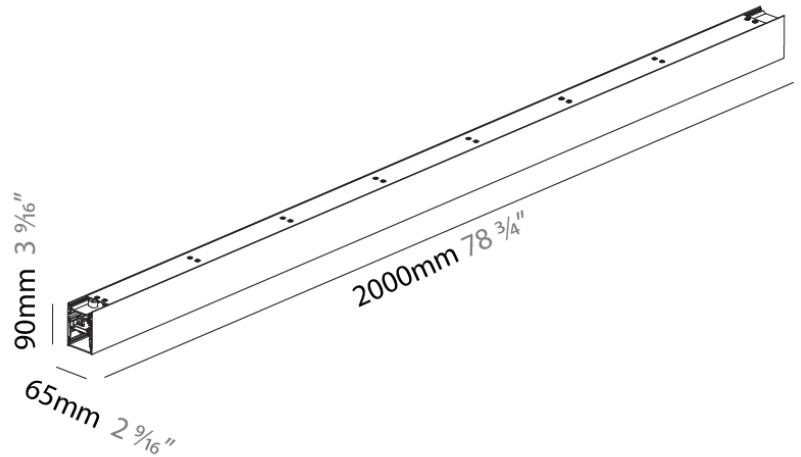

Input Wattage Range: 50 - 79 W  
 Lamp Type: LED (Zhaga Standard)  
 Input Wattage (W): 72.6  
 Total Output Wattage (W): 41.58 / 23.76  
 Dimming: Tri-Mode (Non-Dimming and Phase Dimming (120Vac only) and 0-10V Dimming)  
 Driver Included: Yes  
 Driver Location: Integrated  
 Driver Type: Constant Current - Universal  
 Driver Class: Class 2  
 Input Voltage (V): 120 - 277  
 Constant Current (mA): 350

#### LED

Delivered Lumen Range: 5000 - 9999 lm  
 Color Temperature (°K): 3000 / 3500 / 4000  
 Max. Delivered Lumen (lm): 5150 / 5253 / 5360 - Dir / 3860 / 3949 / 4030 - Ind  
 Nominal Lumen (lm): 10560 / 10780 / 11000  
 CRI: >90 CRI  
 Efficiency (%): 88.4%  
 Lamp Life (hrs): 50000

#### RATINGS AND CERTIFICATIONS

Certified By: Certified for North American Standards  
 IP rating: IP20



## A3SGS65-SUS-SYS COMPONENTS SUSPENSION

### A30597-

#### DESCRIPTION

Super-G Slim - Suspension - 1140mm / 44 7/8"- 26.4W LED  
 (Zhaga Standard) - 3000K / 3500K / 4000K

#### GENERAL

Series: Super-G  
 Subseries: Super-G Slim 65  
 Partner: Prolight  
 Division: Architectural  
 Installation: Suspension  
 Product Type: Linear Profiles  
 Mounting Location: Ceiling  
 Light Distribution: Direct

#### PHYSICAL

Shape: Rectangle  
 Length (mm): 1140  
 Length (in): 44 7/8  
 Width (mm): 65  
 Width (in): 2 9/16  
 Height (mm): 90  
 Height (in): 3 9/16  
 Weight (kg): 3.387  
 Weight (lbs): 7.47  
 Diffuser: PMMA - Opal or Micro-Prism  
 Fixture Finish: SSR / BKV / CWI / CRY / HAB / UFT / ITA / RUA / FTG / MYG / LOD / PUS / FRO / FUP / KIA / POP / BLS / SPG / MEY / GOH / CHC / COM / ABZ / JAG / OBR / MOS / ROR  
 Fixture Material: Extruded Aluminum

#### ELECTRICAL

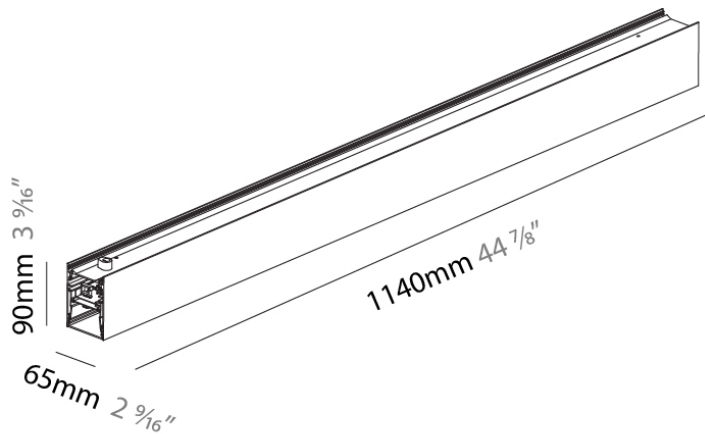

Input Wattage Range: 20 - 29 W  
 Lamp Type: LED (Zhaga Standard)  
 Input Wattage (W): 26.4  
 Total Output Wattage (W): 23.76  
 Dimming: Tri-Mode (Non-Dimming and Phase Dimming (120Vac only) and 0-10V Dimming)  
 Driver Included: Yes  
 Driver Location: Integrated  
 Driver Type: Constant Current - Universal  
 Driver Class: Class 2  
 Input Voltage (V): 120 - 277  
 Constant Current (MA): 350

#### LED

Delivered Lumen Range: 2000 - 3999 lm  
 Color Temperature (°K): 3000 / 3500 / 4000  
 Max. Delivered Lumen (lm): 2940 / 2999 / 3060  
 Nominal Lumen (lm): 3840 / 3920 / 4000  
 CRI: >90 CRI  
 Efficiency (%): 0.884  
 Lamp Life (hrs): 50000

#### RATINGS AND CERTIFICATIONS

Certified By: Certified for North American Standards  
 IP rating: IP20



PROJECT	
TYPE	
NOTES	
QUANTITY	
DATE	

## A3SGS65-SUS-SYS COMPONENTS SUSPENSION

### A30599-

#### DESCRIPTION

Super-G Slim 2000 - Suspension - 2000mm / 78 3/4" - 46.2W LED (Zhaga Standard) - 3000K / 3500K / 4000K

#### GENERAL

Series: Super-G  
 Subseries: Super-G Slim 65  
 Partner: Prolight  
 Division: Architectural  
 Installation: Suspension  
 Product Type: Linear Profiles  
 Mounting Location: Ceiling  
 Light Distribution: Direct

#### PHYSICAL

Shape: Rectangle  
 Length (mm): 2000  
 Length (in): 78 3/4  
 Width (mm): 65  
 Width (in): 2 9/16  
 Height (mm): 90  
 Height (in): 3 9/16  
 Weight (kg): 5.739  
 Weight (lbs): 12.65  
 Diffuser: PMMA - Opal or Micro-Prism  
 Fixture Finish: SSR / BKV / CWI / CRY / HAB / UFT / ITA / RUA / FTG / MYG / LOD / PUS / FRO / FUP / KIA / POP / BLS / SPG / MEY / GOH / CHC / COM / ABZ / JAG / OBR / MOS / ROR  
 Fixture Material: Extruded Aluminum

#### ELECTRICAL

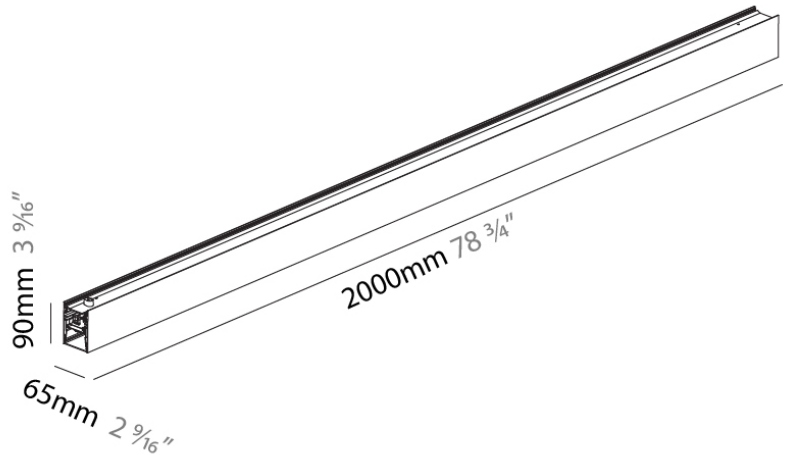

Input Wattage Range: 30 - 49 W  
 Lamp Type: LED (Zhaga Standard)  
 Input Wattage (W): 46.2  
 Total Output Wattage (W): 42  
 Dimming: Tri-Mode (Non-Dimming and Phase Dimming (120Vac only) and 0-10V Dimming)  
 Driver Included: Yes  
 Driver Location: Integrated  
 Driver Type: Constant Current - Universal  
 Driver Class: Class 2  
 Input Voltage (V): 120 - 277  
 Constant Current (MA): 350

#### LED

Delivered Lumen Range: 3000 - 4999 lm  
 Color Temperature (°K): 3000 / 3500 / 4000  
 Max. Delivered Lumen (lm): 5150 / 5253 / 5360  
 Nominal Lumen (lm): 6720 / 6990 / 7000  
 CRI: >90 CRI  
 Efficiency (%): 0.884  
 Lamp Life (hrs): 50000

#### RATINGS AND CERTIFICATIONS

Certified By: Certified for North American Standards  
 IP rating: IP20



PROJECT	
TYPE	
NOTES	
QUANTITY	
DATE	

## A3SGS65-SUS-SYS COMPONENTS SUSPENSION

### A30601-

#### DESCRIPTION

Super-G Slim 800/45° - Suspension - 7W LED (Zhaga Standard) - 3000K / 3500K / 4000K

#### GENERAL

Series: Super-G  
 Subseries: Super-G Slim 65  
 Partner: Prolicht  
 Division: Architectural  
 Installation: Suspension  
 Product Type: Linear Profiles  
 Mounting Location: Ceiling  
 Light Distribution: Direct

#### PHYSICAL

Shape: Curves  
 Length (mm): 306  
 Length (in): 12 1/16  
 Width (mm): 65  
 Width (in): 2 9/16  
 Height (mm): 90  
 Height (in): 3 9/16  
 Weight (kg): 0.971  
 Weight (lbs): 2.14  
 Diffuser: PMMA - Opal or Micro-Prism  
 Fixture Finish: SSR / BKV / CWI / CRY / HAB / UFT / ITA / RUA / FTG / MYG / LOD / PUS / FRO / FUP / KIA / POP / BLS / SPG / MEY / GOH / CHC / COM / ABZ / JAG / OBR / MOS / ROR  
 Fixture Material: Extruded Aluminum

#### ELECTRICAL

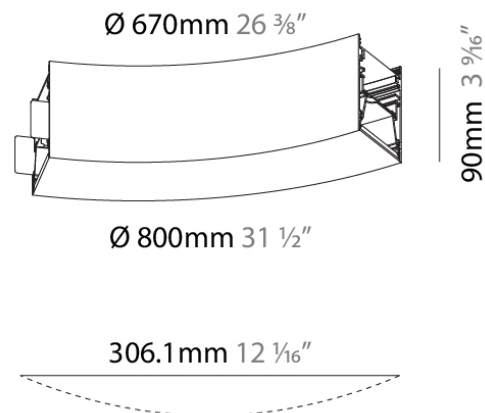
Input Wattage Range: 1 - 9 W  
 Lamp Type: LED (Zhaga Standard)  
 Input Wattage (W): 6.6  
 Total Output Wattage (W): 6  
 Dimming: Tri-Mode (Non-Dimming and Phase Dimming (120Vac only) and 0-10V Dimming)  
 Driver Included: Yes  
 Driver Location: Integrated  
 Driver Type: Constant Current - Universal  
 Driver Class: Class 2  
 Input Voltage (V): 120 - 277  
 Constant Current (MA): 350

#### LED

Delivered Lumen Range: 500 - 999 lm  
 Color Temperature (°K): 3000 / 3500 / 4000  
 Max. Delivered Lumen (lm): 740 / 755 / 770  
 Nominal Lumen (lm): 960 / 980 / 1000  
 CRI: >90 CRI  
 Efficiency (%): 88.4%  
 Lamp Life (hrs): 50000

#### RATINGS AND CERTIFICATIONS

Certified By: Certified for North American Standards  
 IP rating: IP20



PROJECT	
TYPE	
NOTES	
QUANTITY	
DATE	

## A3SGS65-SUS-SYS COMPONENTS SUSPENSION

### A30603-

#### DESCRIPTION

Super-G Slim 800/90° - Suspension - 13.2W LED (Zhaga Standard) - 3000K / 3500K / 4000K

#### GENERAL

Series: Super-G  
 Subseries: Super-G Slim 65  
 Partner: Prolicht  
 Division: Architectural  
 Installation: Suspension  
 Product Type: Linear Profiles  
 Mounting Location: Ceiling  
 Light Distribution: Direct

#### PHYSICAL

Shape: Curves  
 Length (mm): 566  
 Length (in): 22 <sup>5</sup>/<sub>16</sub>  
 Width (mm): 65  
 Width (in): 2 <sup>3</sup>/<sub>16</sub>  
 Height (mm): 90  
 Height (in): 3 <sup>9</sup>/<sub>16</sub>  
 Weight (kg): 1.77  
 Weight (lbs): 3.9  
 Diffuser: PMMA - Opal or Micro-Prism  
 Fixture Finish: SSR / BKV / CWI / CRY / HAB / UFT / ITA / RUA / FTG / MYG / LOD / PUS / FRO / FUP / KIA / POP / BLS / SPG / MEY / GOH / CHC / COM / ABZ / JAG / OBR / MOS / ROR  
 Fixture Material: Extruded Aluminum

#### ELECTRICAL

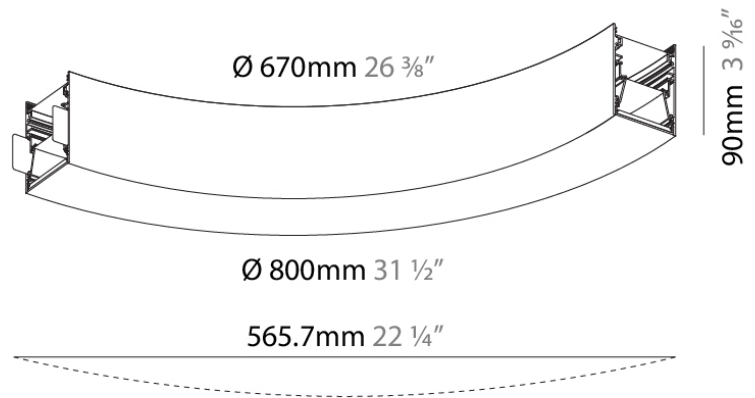

Input Wattage Range: 10 - 19 W  
 Lamp Type: LED (Zhaga Standard)  
 Input Wattage (W): 13.2  
 Total Output Wattage (W): 12  
 Dimming: Tri-Mode (Non-Dimming and Phase Dimming (120Vac only) and 0-10V Dimming)  
 Driver Included: Yes  
 Driver Location: Integrated  
 Driver Type: Constant Current - Universal  
 Driver Class: Class 2  
 Input Voltage (V): 120 - 277  
 Constant Current (MA): 350

#### LED

Delivered Lumen Range: 1000 - 1999 lm  
 Color Temperature (°K): 3000 / 3500 / 4000  
 Max. Delivered Lumen (lm): 1470 / 1499 / 1530  
 Nominal Lumen (lm): 1920 / 1960 / 2000  
 CRI: >90 CRI  
 Efficiency (%): 88.4%  
 Lamp Life (hrs): 50000

#### RATINGS AND CERTIFICATIONS

Certified By: Certified for North American Standards  
 IP rating: IP20



PROJECT	
TYPE	
NOTES	
QUANTITY	
DATE	

## A3SGS65-SUS-SYS COMPONENTS SUSPENSION

### A30605-

#### DESCRIPTION

Super-G Slim 1550/45° - Suspension - 13.2W LED (Zhaga Standard) - 3000K / 3500K / 4000K

#### GENERAL

Series: Super-G  
 Subseries: Super-G Slim 65  
 Partner: Prolicht  
 Division: Architectural  
 Installation: Suspension  
 Product Type: Linear Profiles  
 Mounting Location: Ceiling  
 Light Distribution: Direct

#### PHYSICAL

Shape: Curves  
 Length (mm): 593  
 Length (in): 23 <sup>3</sup>/<sub>8</sub>  
 Width (mm): 65  
 Width (in): 2 <sup>3</sup>/<sub>16</sub>  
 Height (mm): 90  
 Height (in): 3 <sup>9</sup>/<sub>16</sub>  
 Weight (kg): 1.782  
 Weight (lbs): 3.93  
 Diffuser: PMMA - Opal or Micro-Prism  
 Fixture Finish: SSR / BKV / CWI / CRY / HAB / UFT / ITA / RUA / FTG / MYG / LOD / PUS / FRO / FUP / KIA / POP / BLS / SPG / MEY / GOH / CHC / COM / ABZ / JAG / OBR / MOS / ROR  
 Fixture Material: Extruded Aluminum

#### ELECTRICAL

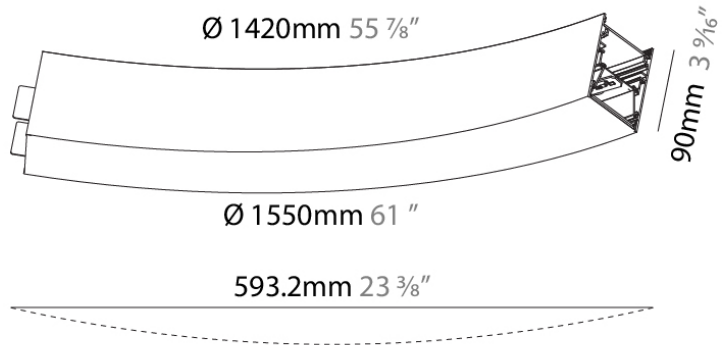

Input Wattage Range: 10 - 19 W  
 Lamp Type: LED (Zhaga Standard)  
 Input Wattage (W): 13.2  
 Total Output Wattage (W): 12  
 Dimming: Tri-Mode (Non-Dimming and Phase Dimming (120Vac only) and 0-10V Dimming)  
 Driver Included: Yes  
 Driver Location: Integrated  
 Driver Type: Constant Current - Universal  
 Driver Class: Class 2  
 Input Voltage (V): 120 - 277  
 Constant Current (MA): 350

#### LED

Delivered Lumen Range: 1000 - 1999 lm  
 Color Temperature (°K): 3000 / 3500 / 4000  
 Max. Delivered Lumen (lm): 1470 / 1499 / 1530  
 Nominal Lumen (lm): 1920 / 1960 / 2000  
 CRI: >90 CRI  
 Efficiency (%): 88.4%  
 Lamp Life (hrs): 50000

#### RATINGS AND CERTIFICATIONS

Certified By: Certified for North American Standards  
 IP rating: IP20



PROJECT	
TYPE	
NOTES	
QUANTITY	
DATE	

## A3SGS65-SUS-SYS COMPONENTS SUSPENSION

### A30607-

#### DESCRIPTION

Super-G Slim 1550/90° - Suspension - 26.4W LED (Zhaga Standard) - 3000K / 3500K / 4000K

#### GENERAL

Series: Super-G  
 Subseries: Super-G Slim 65  
 Partner: Prolicht  
 Division: Architectural  
 Installation: Suspension  
 Product Type: Linear Profiles  
 Mounting Location: Ceiling  
 Light Distribution: Direct

#### PHYSICAL

Shape: Curves  
 Length (mm): 1096  
 Length (in): 43 1/8  
 Width (mm): 65  
 Width (in): 2 9/16  
 Height (mm): 90  
 Height (in): 3 9/16  
 Weight (kg): 3.435  
 Weight (lbs): 7.57  
 Diffuser: PMMA - Opal or Micro-Prism  
 Fixture Finish: SSR / BKV / CWI / CRY / HAB / UFT / ITA / RUA / FTG / MYG / LOD / PUS / FRO / FUP / KIA / POP / BLS / SPG / MEY / GOH / CHC / COM / ABZ / JAG / OBR / MOS / ROR  
 Fixture Material: Extruded Aluminum

#### ELECTRICAL

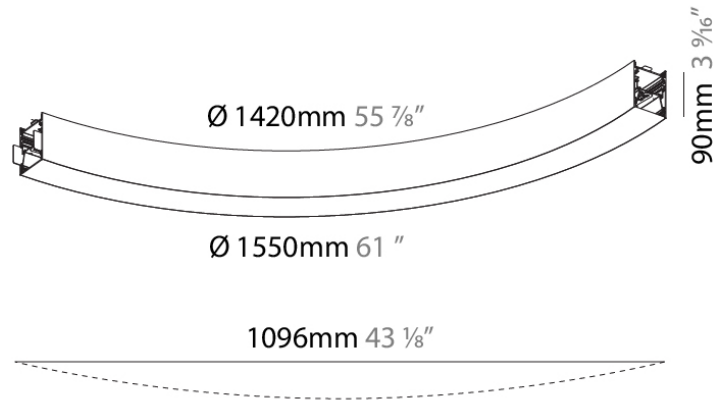
Input Wattage Range: 20 - 29 W  
 Lamp Type: LED (Zhaga Standard)  
 Input Wattage (W): 26.4  
 Total Output Wattage (W): 24  
 Dimming: Tri-Mode (Non-Dimming and Phase Dimming (120Vac only) and 0-10V Dimming)  
 Driver Included: Yes  
 Driver Location: Integrated  
 Driver Type: Constant Current - Universal  
 Driver Class: Class 2  
 Input Voltage (V): 120 - 277  
 Constant Current (mA): 350

#### LED

Delivered Lumen Range: 2000 - 3999 lm  
 Color Temperature (°K): 3000 / 3500 / 4000  
 Max. Delivered Lumen (lm): 2940 / 2999 / 3060  
 Nominal Lumen (lm): 3840 / 3920 / 4000  
 CRI: >90 CRI  
 Efficiency (%): 0.884  
 Lamp Life (hrs): 50000

#### RATINGS AND CERTIFICATIONS

Certified By: Certified for North American Standards  
 IP rating: IP20



PROJECT	
TYPE	
NOTES	
QUANTITY	
DATE	

## A3SGS65-SUS-SYS COMPONENTS SUSPENSION

### A30609-

#### DESCRIPTION

Super-G Slim 3000/45° - Suspension - 26.4W LED (Zhaga Standard) - 3000K / 3500K / 4000K

#### GENERAL

Series: Super-G  
 Subseries: Super-G Slim 65  
 Partner: Prolight  
 Division: Architectural  
 Installation: Suspension  
 Product Type: Linear Profiles  
 Mounting Location: Ceiling  
 Light Distribution: Direct

#### PHYSICAL

Shape: Curves  
 Length (mm): 1148  
 Length (in): 45 <sup>3</sup>/<sub>16</sub>  
 Width (mm): 65  
 Width (in): 2 <sup>3</sup>/<sub>16</sub>  
 Height (mm): 90  
 Height (in): 3 <sup>9</sup>/<sub>16</sub>  
 Weight (kg): 3.397  
 Weight (lbs): 7.49  
 Diffuser: PMMA - Opal or Micro-Prism  
 Fixture Finish: SSR / BKV / CWI / CRY / HAB / UFT / ITA / RUA / FTG / MYG / LOD / PUS / FRO / FUP / KIA / POP / BLS / SPG / MEY / GOH / CHC / COM / ABZ / JAG / OBR / MOS / ROR  
 Fixture Material: Extruded Aluminum

#### ELECTRICAL

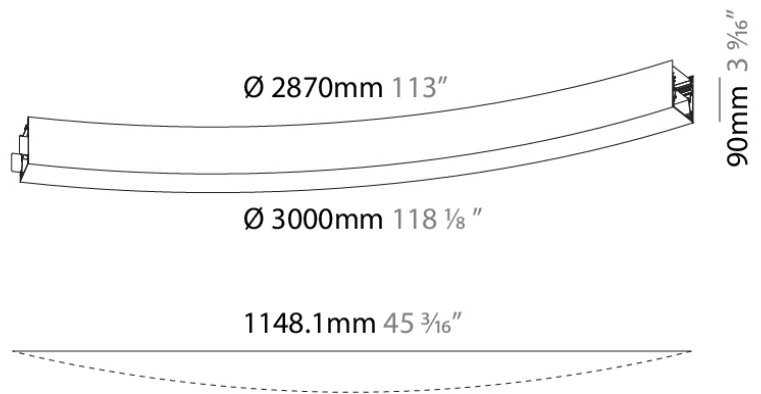

Input Wattage Range: 20 - 29 W  
 Lamp Type: LED (Zhaga Standard)  
 Input Wattage (W): 26.4  
 Total Output Wattage (W): 24  
 Dimming: Tri-Mode (Non-Dimming and Phase Dimming (120Vac only) and 0-10V Dimming)  
 Driver Included: Yes  
 Driver Location: Integrated  
 Driver Type: Constant Current - Universal  
 Driver Class: Class 2  
 Input Voltage (V): 120 - 277  
 Constant Current (MA): 350

#### LED

Delivered Lumen Range: 2000 - 2999 lm  
 Color Temperature (°K): 3000 / 3500 / 4000  
 Max. Delivered Lumen (lm): 2940 / 2999 / 3060  
 Nominal Lumen (lm): 3840 / 3920 / 4000  
 CRI: >90 CRI  
 Efficiency (%): 0.884  
 Lamp Life (hrs): 50000

#### RATINGS AND CERTIFICATIONS

Certified By: Certified for North American Standards  
 IP rating: IP20



PROJECT	
TYPE	
NOTES	
QUANTITY	
DATE	

## A3SGS65-SUS-SYS COMPONENTS SUSPENSION

### A30611-

#### DESCRIPTION

Super-G Slim 3000/90° - Suspension - 52.8W LED (Zhaga Standard) - 3000K / 3500K / 4000K

#### GENERAL

Series: Super-G  
 Subseries: Super-G Slim 65  
 Partner: Prolight  
 Division: Architectural  
 Installation: Suspension  
 Product Type: Linear Profiles  
 Mounting Location: Ceiling  
 Light Distribution: Direct

#### PHYSICAL

Shape: Curves  
 Length (mm): 2121  
 Length (in): 83 1/2  
 Width (mm): 65  
 Width (in): 2 9/16  
 Height (mm): 90  
 Height (in): 3 9/16  
 Weight (kg): 6.494  
 Weight (lbs): 14.32  
 Diffuser: PMMA - Opal or Micro-Prism  
 Fixture Finish: SSR / BKV / CWI / CRY / HAB / UFT / ITA / RUA / FTG / MYG / LOD / PUS / FRO / FUP / KIA / POP / BLS / SPG / MEY / GOH / CHC / COM / ABZ / JAG / OBR / MOS / ROR  
 Fixture Material: Extruded Aluminum

#### ELECTRICAL

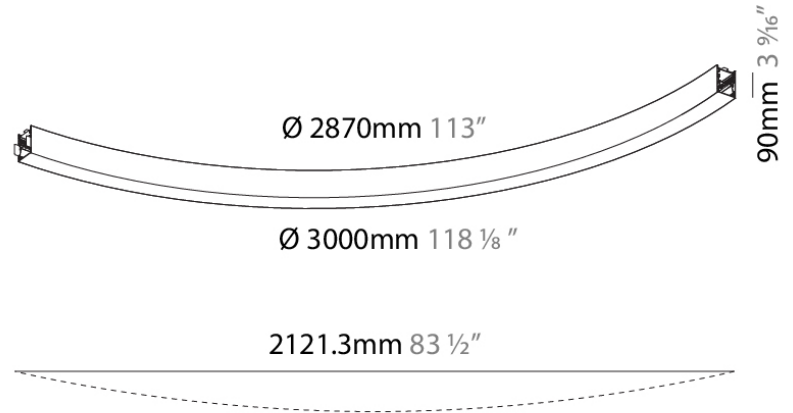
Input Wattage Range: 50 - 79 W  
 Lamp Type: LED (Zhaga Standard)  
 Input Wattage (W): 52.8  
 Total Output Wattage (W): 48  
 Dimming: Tri-Mode (Non-Dimming and Phase Dimming (120Vac only) and 0-10V Dimming)  
 Driver Included: Yes  
 Driver Location: Integrated  
 Driver Type: Constant Current - Universal  
 Driver Class: Class 2  
 Input Voltage (V): 120 - 277  
 Constant Current (MA): 350

#### LED

Delivered Lumen Range: 5000 - 9999 lm  
 Color Temperature (°K): 3000 / 3500 / 4000  
 Max. Delivered Lumen (lm): 5880 / 6007 / 6130  
 Nominal Lumen (lm): 7680 / 7840 / 8000  
 CRI: >90 CRI  
 Efficiency (%): 0.884  
 Lamp Life (hrs): 50000

#### RATINGS AND CERTIFICATIONS

Certified By: Certified for North American Standards  
 IP rating: IP20



## A3SGS65-SUS-SYS COMPONENTS SUSPENSION

### A30613-

#### DESCRIPTION

Super-G Slim 5200/45° - Surface - 46.2W LED (Zhaga Standard) - 3000K / 3500K / 4000K

#### GENERAL

Series: Super-G  
 Subseries: Super-G Slim 65  
 Partner: Prolight  
 Division: Architectural  
 Installation: Suspension  
 Product Type: Linear Profiles  
 Mounting Location: Ceiling  
 Light Distribution: Direct

#### PHYSICAL

Shape: Curves  
 Length (mm): 1990  
 Length (in): 78 3/8"  
 Width (mm): 65  
 Width (in): 2 9/16"  
 Height (mm): 90  
 Height (in): 3 9/16"  
 Weight (kg): 5.704  
 Weight (lbs): 12.58  
 Diffuser: PMMA - Opal or Micro-Prism  
 Fixture Finish: SSR / BKV / CWI / CRY / HAB / UFT / ITA / RUA / FTG / MYG / LOD / PUS / FRO / FUP / KIA / POP / BLS / SPG / MEY / GOH / CHC / COM / ABZ / JAG / OBR / MOS / ROR  
 Fixture Material: Extruded Aluminum

#### ELECTRICAL

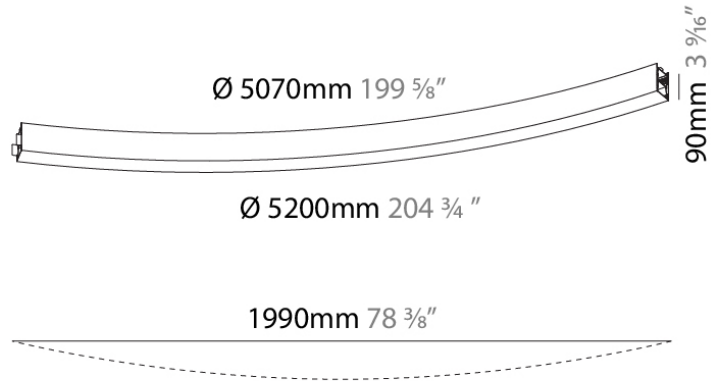

Input Wattage Range: 30 - 49 W  
 Lamp Type: LED (Zhaga Standard)  
 Input Wattage (W): 46.2  
 Total Output Wattage (W): 42  
 Dimming: Tri-Mode (Non-Dimming and Phase Dimming (120Vac only) and 0-10V Dimming)  
 Driver Included: Yes  
 Driver Location: Integrated  
 Driver Type: Constant Current - Universal  
 Driver Class: Class 2  
 Input Voltage (V): 120 - 277  
 Constant Current (MA): 350

#### LED

Delivered Lumen Range: 3000 - 4999 lm  
 Color Temperature (°K): 3000 / 3500 / 4000  
 Max. Delivered Lumen (lm): 5150 / 5253 / 5360  
 Nominal Lumen (lm): 6720 / 6860 / 7000  
 CRI: >90 CRI  
 Efficiency (%): 0.884  
 Lamp Life (hrs): 50000

#### RATINGS AND CERTIFICATIONS

Certified By: Certified for North American Standards  
 IP rating: IP20



## A3SGS65-SUS-SYS COMPONENTS

### A38544-

#### DESCRIPTION

Super-G Slim - Suspension - End Cap -

#### GENERAL

Series: Super-G  
 Subseries: Super-G Slim 65  
 Partner: Prolicht  
 Division: Architectural

#### PHYSICAL

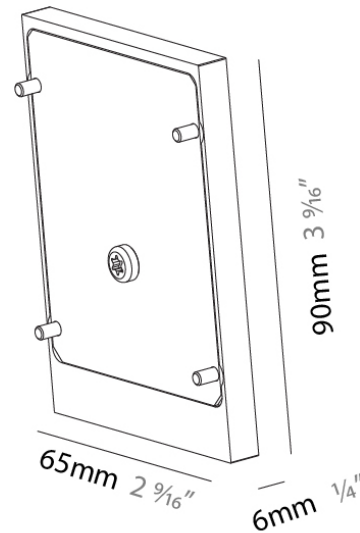
Shape: Rectangle  
 Length (mm): 65  
 Length (in): 2 <sup>9</sup>/<sub>16</sub>  
 Width (mm): 6  
 Width (in): 1/4  
 Height (mm): 90  
 Height (in): 3 <sup>9</sup>/<sub>16</sub>  
 Weight (kg): 0.141  
 Weight (lbs): 0.31  
 Fixture Finish: SSR / BKV / CWI / CRY / HAB / UFT / ITA / RUA / FTG / MYG / LOD / PUS / FRO / FUP / KIA / POP / BLS / SPG / MEY / GOH / CHC / COM / ABZ / JAG / OBR / MOS / ROR  
 Fixture Material: Extruded Aluminum

#### ELECTRICAL

Lamp Type: LED (Zhaga Standard)

#### RATINGS AND CERTIFICATIONS

Certified By: Certified for North American Standards  
 IP rating: IP20



## A3SGS65-SUS-SYS COMPONENTS

PROJECT \_\_\_\_\_

TYPE \_\_\_\_\_

NOTES \_\_\_\_\_

QUANTITY \_\_\_\_\_

DATE \_\_\_\_\_

### A38545-

#### DESCRIPTION

Super-G Slim Suspension Cable - 2000mm -

#### GENERAL

Series: Super-G

Subseries: Super-G Slim 65

Partner: Prolicht

Division: Architectural

#### PHYSICAL

Length (mm): 2000

Length (in): 78  $\frac{3}{4}$

Width (mm): 20

Width (in): 13/16

Height (mm): 53

Height (in): 2  $\frac{1}{16}$

Weight (kg): 0.141

Weight (lbs): 0.31

Fixture Finish: SSR / BKV / CWI / CRY / HAB / UFT / ITA / RUA / FTG / MYG / LOD / PUS / FRO / FUP / KIA / POP / BLS / SPG / MEY / GOH / CHC / COM / ABZ / JAG / OBR / MOS / ROR

Fixture Material: Extruded Aluminum

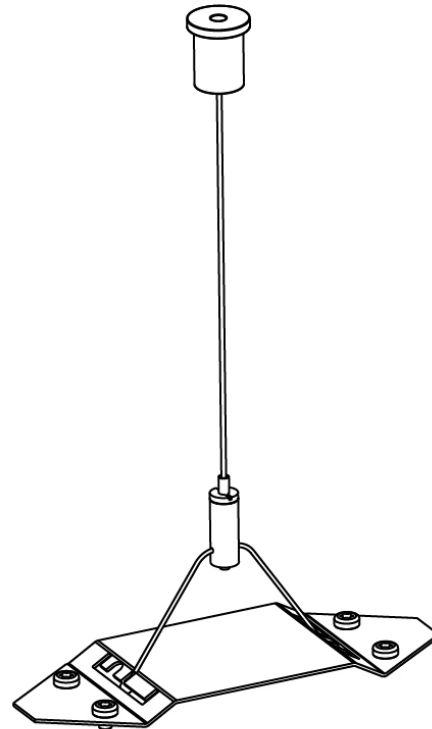
#### ELECTRICAL

Lamp Type: LED (Zhaga Standard)

#### RATINGS AND CERTIFICATIONS

Certified By: Certified for North American Standards

IP rating: IP20



A

## A3SGS65-SUS-SYS COMPONENTS

PROJECT	_____
TYPE	_____
NOTES	_____
QUANTITY	_____
DATE	_____

### A38546-

#### DESCRIPTION

Super-G Slim Suspension Cable - 6000mm - \_\_\_\_\_

#### GENERAL

Series: Super-G \_\_\_\_\_

Subseries: Super-G Slim 65 \_\_\_\_\_

Partner: Prolicht \_\_\_\_\_

Division: Architectural \_\_\_\_\_

#### PHYSICAL

Length (mm): 6000 \_\_\_\_\_

Length (in): 236 ¼ \_\_\_\_\_

Width (mm): 20 \_\_\_\_\_

Width (in): 13/16 \_\_\_\_\_

Height (mm): 53 \_\_\_\_\_

Height (in): 2 ⅛ \_\_\_\_\_

Weight (kg): 0.141 \_\_\_\_\_

Weight (lbs): 0.31 \_\_\_\_\_

Fixture Finish: SSR / BKV / CWI / CRY / HAB / UFT / ITA / RUA / FTG / MYG / LOD / PUS / FRO / FUP / KIA / POP / BLS / SPG / MEY / GOH / CHC / COM / ABZ / JAG / OBR / MOS / ROR \_\_\_\_\_

Fixture Material: Extruded Aluminum \_\_\_\_\_

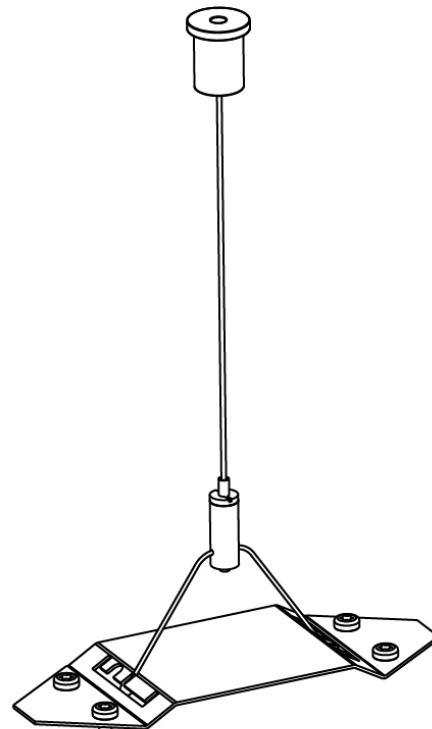
#### ELECTRICAL

Lamp Type: LED (Zhaga Standard) \_\_\_\_\_

#### RATINGS AND CERTIFICATIONS

Certified By: Certified for North American Standards \_\_\_\_\_

IP rating: IP20 \_\_\_\_\_



## A3SGS65-SUS-SYS COMPONENTS

PROJECT	_____
TYPE	_____
NOTES	_____
QUANTITY	_____
DATE	_____

### A39013-

#### DESCRIPTION

Suspension Power Feed 3x0.75, 2000mm

#### GENERAL

Partner: Prolight

Division: Architectural

#### PHYSICAL

Shape: Round

Diameter (mm): 120

Diameter (in): 4 <sup>3</sup>/<sub>4</sub>

Length (mm): 2000

Length (in): 78 <sup>3</sup>/<sub>4</sub>

Width (mm): 120

Width (in): 4 <sup>3</sup>/<sub>4</sub>

Height (mm): 30

Height (in): 1 <sup>1</sup>/<sub>16</sub>

Weight (kg): 0.3

Weight (lbs): 0.66

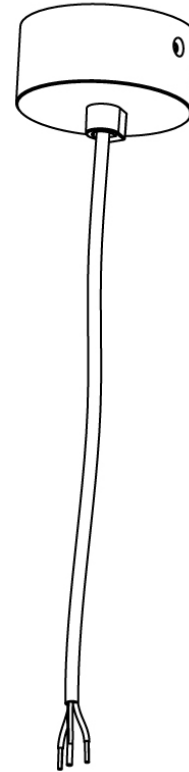
Fixture Finish: ANA / SSR / BKV / CWI / CRY / HAB / MSR / UFT / ITA /  
RUA / OGR / FTG / MYG / RWR / LOD / PUS / FRO / FUP / KIA / POP /  
BLS / SPG / MEY / GOH / CHC / COM / ABZ / JAG / OBR / MOS / ROR

Fixture Material: Aluminum

#### RATINGS AND CERTIFICATIONS

Certified By: Certified for North American Standards

IP rating: IP20



A

## A3SGS65-SUS-SYS COMPONENTS

### A39014-

#### DESCRIPTION

Suspension Power Feed 5x0.75 - 2000mm

#### GENERAL

Partner: Prolicht

Division: Architectural

#### PHYSICAL

Shape: Round

Diameter (mm): 120

Diameter (in): 4 <sup>3</sup>/<sub>4</sub>

Length (mm): 2000

Length (in): 78 <sup>3</sup>/<sub>4</sub>

Width (mm): 120

Width (in): 4 <sup>3</sup>/<sub>4</sub>

Height (mm): 30

Height (in): 1 <sup>1</sup>/<sub>16</sub>

Weight (kg): 0.3

Weight (lbs): 0.661

Fixture Finish: ANA / SSR / BKV / CWI / CRY / HAB / MSR / UFT / ITA / RUA / OGR / FTG / MYG / RWR / LOD / PUS / FRO / FUP / KIA / POP / BLS / SPG / MEY / GOH / CHC / COM / ABZ / JAG / OBR / MOS / ROR

Fixture Material: Aluminum

#### RATINGS AND CERTIFICATIONS

Certified By: Certified for North American Standards

IP rating: IP20

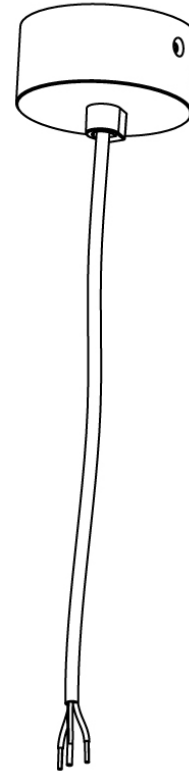
PROJECT

TYPE

NOTES

QUANTITY

DATE



A

## A3SGS65-SUS-SYS COMPONENTS

PROJECT	_____
TYPE	_____
NOTES	_____
QUANTITY	_____
DATE	_____

### A39016-

#### DESCRIPTION

Suspension Power Feed 3x0.75, 6000mm

#### GENERAL

Partner: Prolicht

Division: Architectural

#### PHYSICAL

Shape: Round

Diameter (mm): 120

Diameter (in): 4 <sup>3</sup>/<sub>4</sub>

Length (mm): 6000

Length (in): 236 <sup>1</sup>/<sub>4</sub>

Width (mm): 120

Width (in): 4 <sup>3</sup>/<sub>4</sub>

Height (mm): 30

Height (in): 1 <sup>3</sup>/<sub>16</sub>

Weight (kg): 0.117

Weight (lbs): 0.258

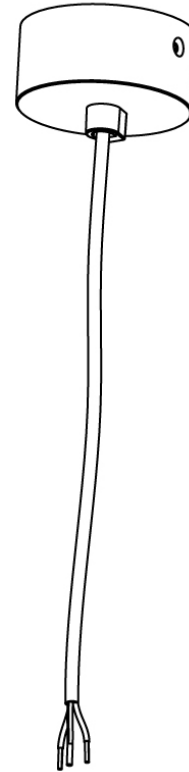
Fixture Finish: ANA / SSR / BKV / CWI / CRY / HAB / MSR / UFT / ITA /  
RUA / OGR / FTG / MYG / RWR / LOD / PUS / FRO / FUP / KIA / POP /  
BLS / SPG / MEY / GOH / CHC / COM / ABZ / JAG / OBR / MOS / ROR

Fixture Material: Aluminum

#### RATINGS AND CERTIFICATIONS

Certified By: Certified for North American Standards

IP rating: IP20



## A3SGS65-SUS-SYS COMPONENTS

PROJECT	_____
TYPE	_____
NOTES	_____
QUANTITY	_____
DATE	_____

### A39017-

**DESCRIPTION**  
Suspension Power Feed 5x0.75, 6000mm

#### GENERAL

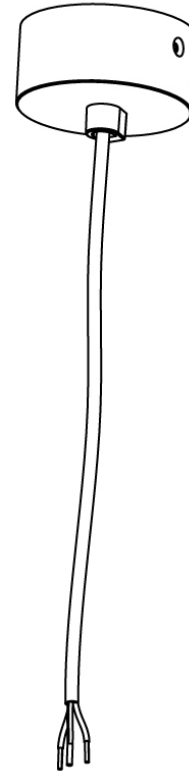
Partner: Prolight  
Division: Architectural

#### PHYSICAL






































































Shape: Round  
Diameter (mm): 120  
Diameter (in): 4 <sup>3</sup>/<sub>4</sub>  
Length (mm): 6000  
Length (in): 236 <sup>1</sup>/<sub>4</sub>  
Width (mm): 120  
Width (in): 4 <sup>3</sup>/<sub>4</sub>  
Height (mm): 30  
Height (in): 1 <sup>3</sup>/<sub>16</sub>  
Weight (kg): 0.117  
Weight (lbs): 0.258  
Fixture Finish: ANA / SSR / BKV / CWI / CRY / HAB / MSR / UFT / ITA / RUA / OGR / FTG / MYG / RWR / LOD / PUS / FRO / FUP / KIA / POP / BLS / SPG / MEY / GOH / CHC / COM / ABZ / JAG / OBR / MOS / ROR  
Fixture Material: Aluminum

#### RATINGS AND CERTIFICATIONS











Certified By: Certified for North American Standards  
IP rating: IP20













### LEGEND

	floor-mounted		pivotal		special LED (upon request) RGB, RGBW, tunable, gold+, meat+, art+, fashion+
	wall and ceiling: recessed and surface mounted		rotating		warm dim / natural dimming LED
	ceiling-mounted and wall-mounted		illuminate tilted		rechargeable battery powered
	wall-mounted		color of suspension cable		fixture with natural vivid LED (upon request)
	omni-directional light distribution		length of suspension cable		color rendering index
	direct light distribution		reflector degree selection		color temperature
	direct/indirect light distribution		super spot		lumen (luminous flux)
	indirect light distribution		lens		efficacy (lumens per watt)
	asymmetric light distribution		lens pack		Unified Glare Rating (UGR) range from 5-40
	aura light distribution		shine ring		marine grade (AISI 316 stainless steel)
	round wall or ceiling cut-out		integrated shine ring with diffuser		walk on
	square wall or ceiling cut-out		free individual colors 01-29		drive on
	the supplied jig specifies the cutout dimensions		individual colors: 00 (free of charge), 01-25 (extra charge)		Dark Sky Compliance
	minimum distance (meters) lamp - object		luminaire part to be colored (F1)		Americans with Disabilities Act (less than 4" off the wall located between 27"-84" from floor)
	recessed depth		luminaire part to be colored (F2)		lamp protected against explosion
	ceiling thickness in mm		luminaire part to be colored (F3)		blown glass using traditional methods by master glass blower
	ceiling thickness selection		luminaire part to be colored (F4)		acoustic material
	dimnable DP (phase), DV (0-10V), DD (dali), DS (step-dim)		luminaire part to be colored (F5)		protection class I, protection insulation
	included or excluded LED driver/transformer/control gear		color of 3-circuit adaptor		protection class II, protection insulation
	separately switchable		indirect diffuser		ETL Certified to UL and CSA Standards
	sensor		direct diffuser		UL Certified to UL and CSA Standards
	remote control		ball-proof (upon request)		CSA Certified to UL and CSA Standards
	available upon request		accessory		Certified for North American Standards

### IP RATING

	protected against ingress of solid bodies greater than 12.5mm (finger)
	protected against ingress of solid bodies greater than 2.5mm protected against sprays of water up to 60 degrees from the vertical (rain)
	protected against ingress of solid bodies greater than 1mm (wire) no protection against the ingress of moisture
	protected against ingress of solid bodies greater than 1mm (wire) protected against sprays of water up to 60 degrees from the vertical (rain)
	protected against ingress of solid bodies greater than 1mm (wire) protected against water splashed from all directions
	protected against limited ingress of dust (wet rooms/covered outdoor areas) protected against water splashed from all directions
	protected against ingress of dust protected against jets of water
	protected against ingress of dust protected against powerful jets of water or heavy seas
	protected against ingress of dust protected against immersion of water between 15cm - 1m for 30 minutes
	protected against ingress of dust protected against immersion of water under pressure for long periods

### IK RATING

	protected against 0.14 joules impact (equivalent to 0.25kg mass dropped from 56mm above the surface)
	protected against 0.2 joules impact (equivalent to 0.25kg mass dropped from 80mm above the surface)
	protected against 0.35 joules impact (equivalent to 0.25kg mass dropped from 140mm above the surface)
	protected against 0.5 joules impact (equivalent to 0.25kg mass dropped from 200mm above the surface)
	protected against 0.7 joules impact (equivalent to 0.25kg mass dropped from 280mm above the surface)
	protected against 1 joules impact (equivalent to 0.25kg mass dropped from 400mm above the surface)
	protected against 2 joules impact (equivalent to 0.5kg mass dropped from 400mm above the surface)
	protected against 5 joules impact (equivalent to 1.7kg mass dropped from 300mm above the surface)
	protected against 10 joules impact (equivalent to 5.0kg mass dropped from 200mm above the surface)
	protected against 20 joules impact (equivalent to 5.0kg mass dropped from 400mm above the surface)