

A3T106- COMPONENTS SURFACE

A3T158-1000

DESCRIPTION

Clicktrack - Surface Track - 1000mm - Black

GENERAL

Series: Clicktrack

Partner: Prolicht

Division: Architectural

Installation: Surface

Product Type: Linear Profiles

Mounting Location: Ceiling

PHYSICAL

Shape: Rectangle

Length (mm): 1000

Length (in): 39 ³/₈

Width (mm): 26

Width (in): 1

Height (mm): 21

Height (in): 13/16

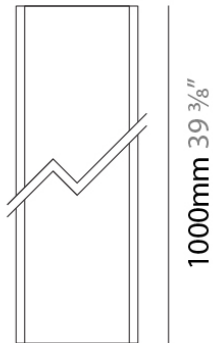
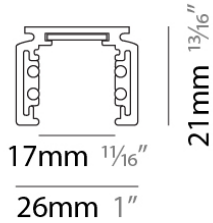
Weight (kg): 6.7

Fixture Material: Aluminum

RATINGS AND CERTIFICATIONS

Certified By: CSA Certified to UL and CSA Standards

IP rating: IP20



A3T106- COMPONENTS SURFACE

A3T158-2000

DESCRIPTION

Clicktrack - Surface Track - 2000mm - Black

GENERAL

Series: Clicktrack

Partner: Prolicht

Division: Architectural

Installation: Surface

Product Type: Linear Profiles

Mounting Location: Ceiling

PHYSICAL

Shape: Rectangle

Length (mm): 2000

Length (in): 78 3/4

Width (mm): 26

Width (in): 1

Height (mm): 21

Height (in): 13/16

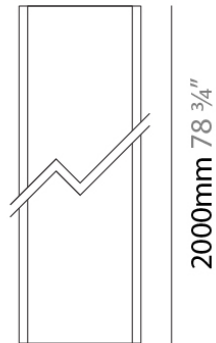
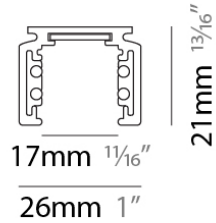
Weight (kg): 6.7

Fixture Material: Aluminum

RATINGS AND CERTIFICATIONS

Certified By: CSA Certified to UL and CSA Standards

IP rating: IP20



PROJECT	
TYPE	
NOTES	
QUANTITY	
DATE	

A3T106- COMPONENTS SURFACE

A3T158-3000

DESCRIPTION

Clicktrack - Surface Track - 3000mm - Black

GENERAL


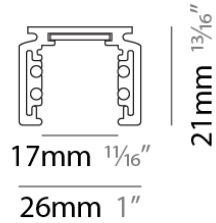
Series: Clicktrack
 Partner: Prolicht
 Division: Architectural
 Installation: Surface
 Product Type: Linear Profiles
 Mounting Location: Ceiling

PHYSICAL

Shape: Rectangle
 Length (mm): 3000
 Length (in): 118 1/8
 Width (mm): 26
 Width (in): 1
 Height (mm): 21
 Height (in): 13/16
 Weight (kg): 6.7
 Fixture Material: Aluminum

RATINGS AND CERTIFICATIONS

Certified By: CSA Certified to UL and CSA Standards
 IP rating: IP20



A3T106- COMPONENTS SURFACE

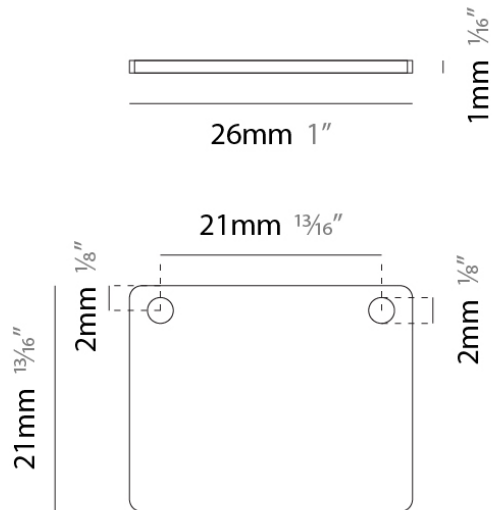

A3T159

DESCRIPTION
 Clicktrack - End Cap - Black

GENERAL
 Series: Clicktrack
 Partner: Prolicht
 Division: Architectural
 Installation: Surface
 Mounting Location: Ceiling

PHYSICAL
 Shape: Rectangle
 Length (mm): 26
 Length (in): 1
 Height (mm): 21
 Height (in): 13/16
 Weight (kg): 6.7
 Fixture Material: Aluminum

RATINGS AND CERTIFICATIONS
 Certified By: CSA Certified to UL and CSA Standards
 IP rating: IP20



PROJECT	
TYPE	
NOTES	
QUANTITY	
DATE	

A3T106- COMPONENTS SURFACE

A3T160

DESCRIPTION

Clicktrack - 48V Power Feed - Black

GENERAL

Series: Clicktrack
 Partner: Prolicht
 Division: Architectural
 Installation: Surface
 Mounting Location: Ceiling

PHYSICAL

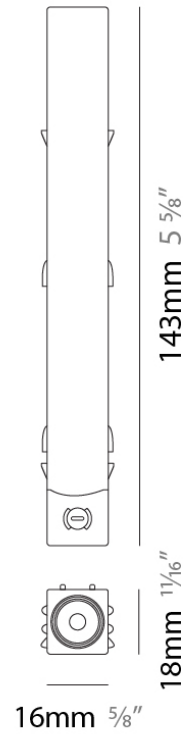
Shape: Rectangle
 Length (mm): 143
 Length (in): 5 5/8
 Width (mm): 16
 Width (in): 5/8
 Height (mm): 18
 Height (in): 11/16
 Weight (kg): 6.7
 Fixture Material: Aluminum

ELECTRICAL

Constant Voltage (V): 48

RATINGS AND CERTIFICATIONS

Certified By: CSA Certified to UL and CSA Standards
 IP rating: IP20



PROJECT	
TYPE	
NOTES	
QUANTITY	
DATE	

A3T106- COMPONENTS SURFACE

A3T161

DESCRIPTION

Clicktrack - Linear Connector - Black

GENERAL

Series: Clicktrack

Partner: Prolicht

Division: Architectural

Installation: Surface

Mounting Location: Ceiling

PHYSICAL

Shape: Rectangle

Length (mm): 143

Length (in): 5 5/8"

Width (mm): 16

Width (in): 5/8"

Height (mm): 18

Height (in): 11/16"

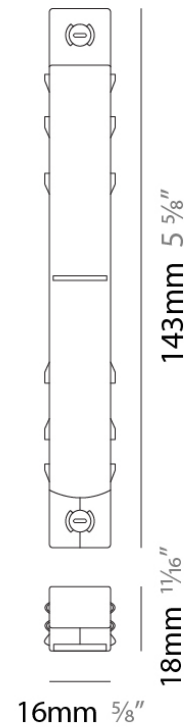
Weight (kg): 6.7

Fixture Material: Aluminum

RATINGS AND CERTIFICATIONS

Certified By: CSA Certified to UL and CSA Standards

IP rating: IP20



PROJECT	
TYPE	
NOTES	
QUANTITY	
DATE	

A3T106- COMPONENTS SURFACE

A3T162

DESCRIPTION

Clicktrack - Suspension Cable - 1500mm - Black

GENERAL

Series: Clicktrack

Partner: Prolicht

Division: Architectural

Installation: Surface

Mounting Location: Ceiling

PHYSICAL

Shape: Rectangle

Height (mm): 1500

Height (in): 11/16

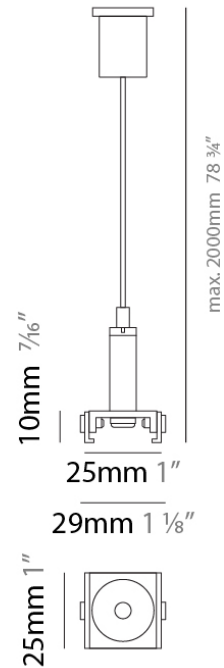
Weight (kg): 6.7

Fixture Material: Aluminum

RATINGS AND CERTIFICATIONS

Certified By: CSA Certified to UL and CSA Standards

IP rating: IP20













LEGEND

	floor-mounted		pivotal		special LED (upon request) RGB, RGBW, tunable, gold+, meat+, art+, fashion+
	wall and ceiling: recessed and surface mounted		rotating		warm dim / natural dimming LED
	ceiling-mounted and wall-mounted		illuminate tilted		rechargeable battery powered
	wall-mounted		color of suspension cable		fixture with natural vivid LED (upon request)
	omni-directional light distribution		length of suspension cable		color rendering index
	direct light distribution		reflector degree selection		color temperature
	direct/indirect light distribution		super spot		lumen (luminous flux)
	indirect light distribution		lens		efficacy (lumens per watt)
	asymmetric light distribution		lens pack		Unified Glare Rating (UGR) range from 5-40
	aura light distribution		shine ring		marine grade (AISI 316 stainless steel)
	round wall or ceiling cut-out		integrated shine ring with diffuser		walk on
	square wall or ceiling cut-out		free individual colors 01-29		drive on
	the supplied jig specifies the cutout dimensions		individual colors: 00 (free of charge), 01-25 (extra charge)		Dark Sky Compliance
	minimum distance (meters) lamp - object		luminaire part to be colored (F1)		Americans with Disabilities Act (less than 4" off the wall located between 27"-84" from floor)
	recessed depth		luminaire part to be colored (F2)		lamp protected against explosion
	ceiling thickness in mm		luminaire part to be colored (F3)		blown glass using traditional methods by master glass blower
	ceiling thickness selection		luminaire part to be colored (F4)		acoustic material
	dimnable DP (phase), DV (0-10V), DD (dali), DS (step-dim)		luminaire part to be colored (F5)		protection class I, protection insulation
	included or excluded LED driver/transformer/control gear		color of 3-circuit adaptor		protection class II, protection insulation
	separately switchable		indirect diffuser		ETL Certified to UL and CSA Standards
	sensor		direct diffuser		UL Certified to UL and CSA Standards
	remote control		ball-proof (upon request)		CSA Certified to UL and CSA Standards
	available upon request		accessory		Certified for North American Standards

IP RATING

	protected against ingress of solid bodies greater than 12.5mm (finger)
	protected against ingress of solid bodies greater than 2.5mm protected against sprays of water up to 60 degrees from the vertical (rain)
	protected against ingress of solid bodies greater than 1mm (wire) no protection against the ingress of moisture
	protected against ingress of solid bodies greater than 1mm (wire) protected against sprays of water up to 60 degrees from the vertical (rain)
	protected against ingress of solid bodies greater than 1mm (wire) protected against water splashed from all directions
	protected against limited ingress of dust (wet rooms/covered outdoor areas) protected against water splashed from all directions
	protected against ingress of dust protected against jets of water
	protected against ingress of dust protected against powerful jets of water or heavy seas
	protected against ingress of dust protected against immersion of water between 15cm - 1m for 30 minutes
	protected against ingress of dust protected against immersion of water under pressure for long periods

IK RATING

	protected against 0.14 joules impact (equivalent to 0.25kg mass dropped from 56mm above the surface)
	protected against 0.2 joules impact (equivalent to 0.25kg mass dropped from 80mm above the surface)
	protected against 0.35 joules impact (equivalent to 0.25kg mass dropped from 140mm above the surface)
	protected against 0.5 joules impact (equivalent to 0.25kg mass dropped from 200mm above the surface)
	protected against 0.7 joules impact (equivalent to 0.25kg mass dropped from 280mm above the surface)
	protected against 1 joules impact (equivalent to 0.25kg mass dropped from 400mm above the surface)
	protected against 2 joules impact (equivalent to 0.5kg mass dropped from 400mm above the surface)
	protected against 5 joules impact (equivalent to 1.7kg mass dropped from 300mm above the surface)
	protected against 10 joules impact (equivalent to 5.0kg mass dropped from 200mm above the surface)
	protected against 20 joules impact (equivalent to 5.0kg mass dropped from 400mm above the surface)