

D11KITPOP-SUS-SYS COMPONENTS SUSPENSION

D111121-

DESCRIPTION

Kit Pop-Up - Suspension - 1 Light Holder with swag kit - 3000mm / 118 1/8" cable - 1 x Max. 15W Retrofit LED - E26 - A19 - (Shade sold separately)

GENERAL

Series: Kit Pop-Up
Brand: Ole
Division: Design
Mounting Type: Suspension
Mounting Location: Ceiling

PHYSICAL

Shape: Round
Diameter (mm): 125
Diameter (in): 4 15/16
Height (mm): 36
Height (in): 1 7/16
Max. Overall Height (mm): 3000
Max. Overall Height (in): 118 1/8
Light Distribution: Direct
Fixture Finish: MWH / MBK
Fixture Material: Metal
Cable Details: 3000mm Cable

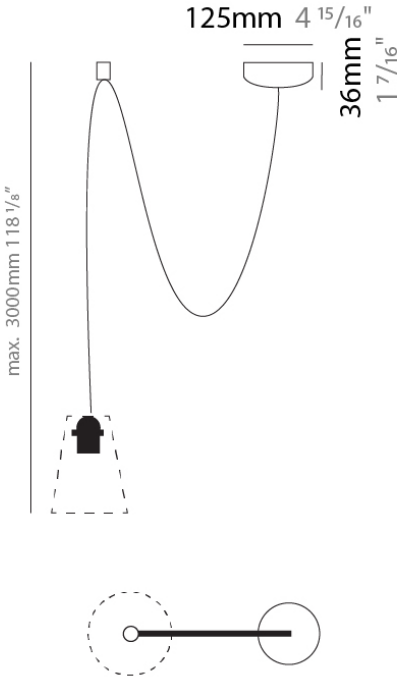
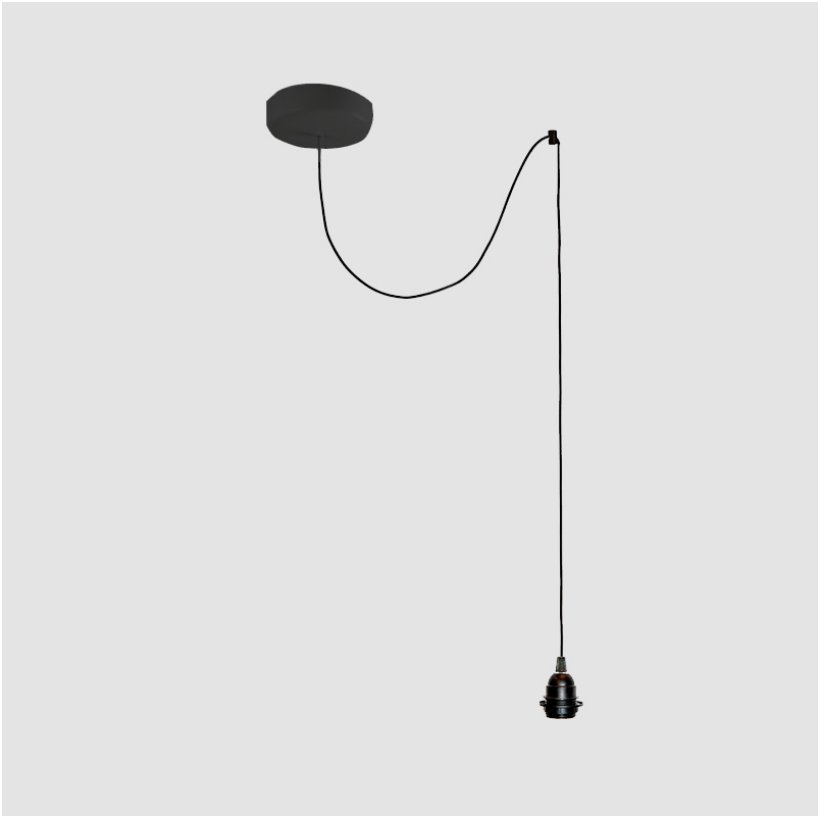
ELECTRICAL

Number of Lamps: 1
Lamp Type: LED Retrofit
Lamp Shape: A19
Bulb Included: Bulb Not Included
Max. Wattage Per Lamp (W): 15
Lamp Base: E26
Input Voltage (V): 120
Upon Request: 277Vac / GU24

RATINGS AND CERTIFICATIONS

Certified By: Certified for North American Standards
IP rating: IP20

| |
|----------|
| PROJECT |
| TYPE |
| NOTES |
| QUANTITY |
| DATE |



D11KITPOP-SUS-SYS COMPONENTS SUSPENSION

| | |
|----------|--|
| PROJECT | |
| TYPE | |
| NOTES | |
| QUANTITY | |
| DATE | |

D111122-

DESCRIPTION

Kit Pop-Up - Suspension - 2 Light Holder (Inferior) with swag kit - 2 x 3000mm/ 118 1/8" cable - 2 x Max. 15W Retrofit LED - E26 A19 - (Shade sold separately)

GENERAL

Series: Kit Pop-Up
Brand: Ole
Division: Design
Mounting Type: Suspension
Mounting Location: Ceiling

PHYSICAL

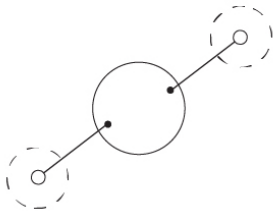
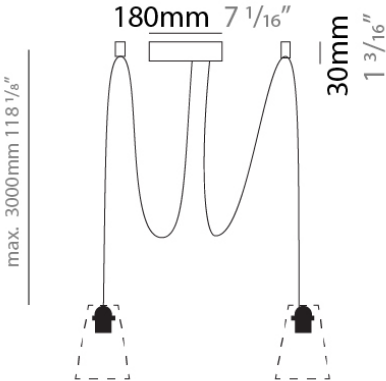
Shape: Round
Diameter (mm): 180
Diameter (in): 7 1/16
Height (mm): 30
Height (in): 1 3/16
Max. Overall Height (mm): 3000
Max. Overall Height (in): 118 7/8
Light Distribution: Direct
Fixture Finish: MWH / MBK
Fixture Material: Metal
Cable Details: 3000mm Cable

ELECTRICAL

Number of Lamps: 1
Lamp Type: LED Retrofit
Lamp Shape: A19
Bulb Included: Bulb Not Included
Max. Wattage Per Lamp (W): 15
Lamp Base: E26
Input Voltage (V): 120
Upon Request: 277Vac / GU24

RATINGS AND CERTIFICATIONS

Certified By: Certified for North American Standards
IP rating: IP20



D11KITPOP-SUS-SYS COMPONENTS SUSPENSION

| | |
|----------|--|
| PROJECT | |
| TYPE | |
| NOTES | |
| QUANTITY | |
| DATE | |

D111123-

DESCRIPTION

Kit Pop-Up - Suspension - 2 Light Holder (Lateral) with swag kit - 2 x 3000mm/ 118 1/8" cable - 2 x Max. 15W Retrofit LED - E26 - A19 - (Shade sold separately)

GENERAL

Series: Kit Pop-Up
Brand: Ole
Division: Design
Mounting Type: Suspension
Mounting Location: Ceiling

PHYSICAL

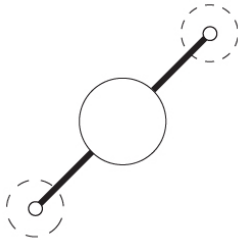
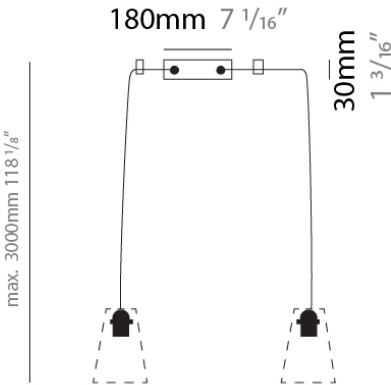
Shape: Round
Diameter (mm): 180
Diameter (in): 7 1/16
Height (mm): 30
Height (in): 1 3/16
Max. Overall Height (mm): 3000
Max. Overall Height (in): 118 7/8
Light Distribution: Direct
Fixture Finish: MWH / MBK
Fixture Material: Metal
Cable Details: 3000mm Cable

ELECTRICAL

Number of Lamps: 2
Lamp Type: LED Retrofit
Lamp Shape: A19
Bulb Included: Bulb Not Included
Max. Wattage Per Lamp (W): 15
Lamp Base: E26
Input Voltage (V): 120
Upon Request: 277Vac / GU24

RATINGS AND CERTIFICATIONS

Certified By: Certified for North American Standards
IP rating: IP20



D11KITPOP-SUS-SYS COMPONENTS SUSPENSION

D111124-

DESCRIPTION

Kit Pop-Up - Suspension - 3 Light Holder (Inferior) with swag kit - 3 x 3000mm / 118 1/8" cable - 3 x Max. 15W Retrofit LED - E26 - A19 - (Shade sold separately)

GENERAL

Series: Kit Pop-Up
Brand: Ole
Division: Design
Mounting Type: Suspension
Mounting Location: Ceiling

PHYSICAL

Shape: Round
Diameter (mm): 180
Diameter (in): 7 1/16
Height (mm): 30
Height (in): 1 3/16
Max. Overall Height (mm): 3000
Max. Overall Height (in): 118 7/8
Light Distribution: Direct
Fixture Finish: MWH / MBK
Fixture Material: Metal
Cable Details: 3000mm Cable

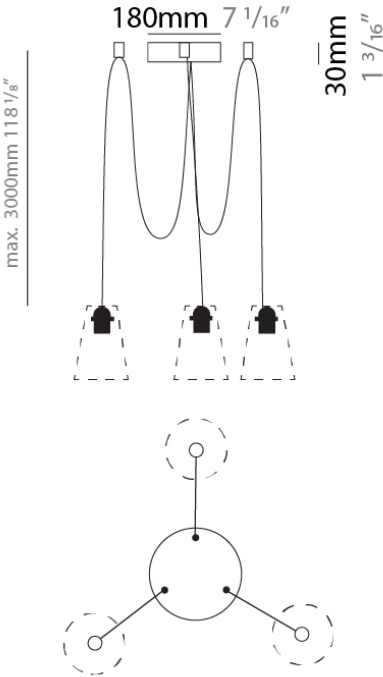
ELECTRICAL

Number of Lamps: 3
Lamp Type: LED Retrofit
Lamp Shape: A19
Bulb Included: Bulb Not Included
Max. Wattage Per Lamp (W): 15
Lamp Base: E26
Input Voltage (V): 120
Upon Request: 277Vac / GU24

RATINGS AND CERTIFICATIONS

Certified By: Certified for North American Standards
IP rating: IP20

| |
|----------|
| PROJECT |
| TYPE |
| NOTES |
| QUANTITY |
| DATE |



D11KITPOP-SUS-SYS COMPONENTS SUSPENSION

| |
|----------|
| PROJECT |
| TYPE |
| NOTES |
| QUANTITY |
| DATE |

D111125-

DESCRIPTION

Kit Pop-Up - Suspension - 3 Light Holder (Lateral) with swag kit - 3 x 3000mm / 118 1/8" cable - 3 x Max. 15W Retrofit LED - E26 - A19 - (Shade sold separately)

GENERAL

Series: Kit Pop-Up
Brand: Ole
Division: Design
Mounting Type: Suspension
Mounting Location: Ceiling

PHYSICAL

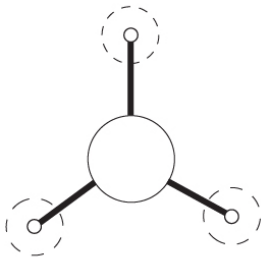
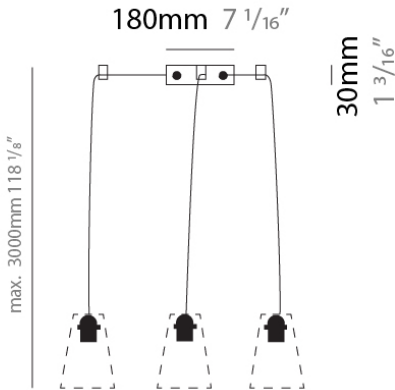
Shape: Round
Diameter (mm): 180
Diameter (in): 7 1/16
Height (mm): 30
Height (in): 1 3/16
Max. Overall Height (mm): 3000
Max. Overall Height (in): 118 7/8
Light Distribution: Direct
Fixture Finish: MWH / MBK
Fixture Material: Metal
Cable Details: 3000mm Cable

ELECTRICAL

Number of Lamps: 3
Lamp Type: LED Retrofit
Lamp Shape: A19
Bulb Included: Bulb Not Included
Max. Wattage Per Lamp (W): 15
Lamp Base: E26
Input Voltage (V): 120
Upon Request: 277Vac / GU24

RATINGS AND CERTIFICATIONS

Certified By: Certified for North American Standards
IP rating: IP20



D11KITPOP-SUS-SYS COMPONENTS SUSPENSION

| | |
|----------|--|
| PROJECT | |
| TYPE | |
| NOTES | |
| QUANTITY | |
| DATE | |

D111126-

DESCRIPTION

Kit Pop-Up - Suspension - 4 Light Holder (Inferior) with swag kit - 4 x 3000mm / 118 1/8" cable - 4 x Max. 15W Retrofit LED - E26 - A19 - (Shade sold separately)

GENERAL

| |
|----------------------------|
| Series: Kit Pop-Up |
| Brand: Ole |
| Division: Design |
| Mounting Type: Suspension |
| Mounting Location: Ceiling |

PHYSICAL

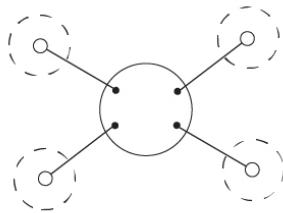
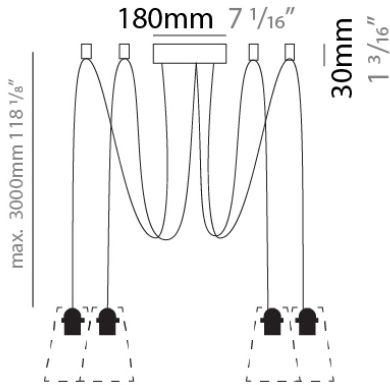
| |
|-----------------------------------|
| Shape: Round |
| Diameter (mm): 180 |
| Diameter (in): 7 1/16 |
| Height (mm): 30 |
| Height (in): 1 3/16 |
| Max. Overall Height (mm): 3000 |
| Max. Overall Height (in): 118 1/8 |
| Light Distribution: Direct |
| Fixture Finish: MWH / MBK |
| Fixture Material: Metal |
| Cable Details: 3000mm Cable |

ELECTRICAL

| |
|----------------------------------|
| Number of Lamps: 4 |
| Lamp Type: LED Retrofit |
| Lamp Shape: A19 |
| Bulb Included: Bulb Not Included |
| Max. Wattage Per Lamp (W): 15 |
| Lamp Base: E26 |
| Input Voltage (V): 120 |
| Upon Request: 277Vac / GU24 |

RATINGS AND CERTIFICATIONS

| |
|--|
| Certified By: Certified for North American Standards |
| IP rating: IP20 |



D11KITPOP-SUS-SYS COMPONENTS SUSPENSION

| | |
|----------|--|
| PROJECT | |
| TYPE | |
| NOTES | |
| QUANTITY | |
| DATE | |

D111127-

DESCRIPTION

Kit Pop-Up - Suspension - 4 Light Holder (Lateral) with swag kit - 4 x 3000mm / 118 1/8" cable - 4 x Max. 15W Retrofit LED - E26 - A19 - (Shade sold separately)

GENERAL

| |
|----------------------------|
| Series: Kit Pop-Up |
| Brand: Ole |
| Division: Design |
| Mounting Type: Suspension |
| Mounting Location: Ceiling |

PHYSICAL

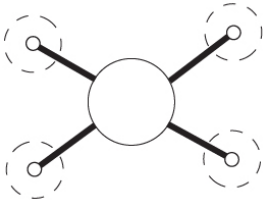
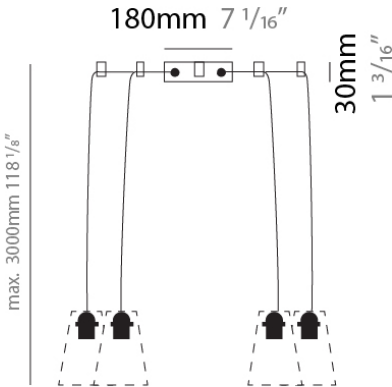
| |
|-----------------------------------|
| Shape: Round |
| Diameter (mm): 180 |
| Diameter (in): 7 1/16 |
| Height (mm): 30 |
| Height (in): 1 3/16 |
| Max. Overall Height (mm): 3000 |
| Max. Overall Height (in): 118 1/8 |
| Light Distribution: Direct |
| Fixture Finish: MWH / MBK |
| Fixture Material: Metal |
| Cable Details: 3000mm Cable |

ELECTRICAL

| |
|----------------------------------|
| Number of Lamps: 4 |
| Lamp Type: LED Retrofit |
| Lamp Shape: A19 |
| Bulb Included: Bulb Not Included |
| Max. Wattage Per Lamp (W): 15 |
| Lamp Base: E26 |
| Input Voltage (V): 120 |
| Upon Request: 277Vac / GU24 |

RATINGS AND CERTIFICATIONS

| |
|--|
| Certified By: Certified for North American Standards |
| IP rating: IP20 |



D11KITPOP-SUS-SYS COMPONENTS SUSPENSION

| | |
|----------|--|
| PROJECT | |
| TYPE | |
| NOTES | |
| QUANTITY | |
| DATE | |

D111128-

DESCRIPTION

Kit Pop-Up - Suspension - 5 Light Holder (Inferior) with swag kit - 5 x 3000mm / 118 1/8" cable - 5 x Max. 15W Retrofit LED - E26 - A19 - (Shade sold separately)

GENERAL

| |
|----------------------------|
| Series: Kit Pop-Up |
| Brand: Ole |
| Division: Design |
| Mounting Type: Suspension |
| Mounting Location: Ceiling |

PHYSICAL

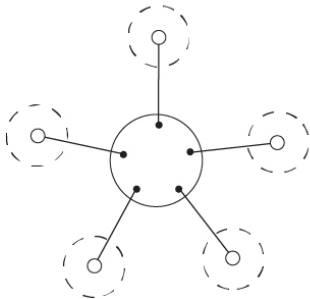
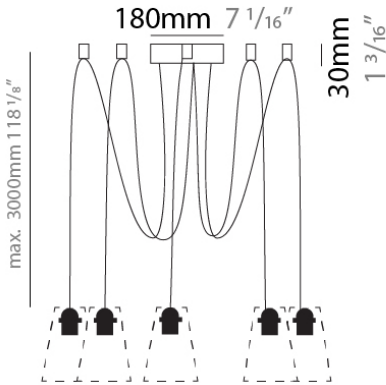
| |
|-----------------------------------|
| Shape: Round |
| Diameter (mm): 180 |
| Diameter (in): 7 1/16 |
| Height (mm): 30 |
| Height (in): 1 3/16 |
| Max. Overall Height (mm): 3000 |
| Max. Overall Height (in): 118 1/8 |
| Light Distribution: Direct |
| Fixture Finish: MWH / MBK |
| Fixture Material: Metal |
| Cable Details: 3000mm Cable |

ELECTRICAL

| |
|----------------------------------|
| Number of Lamps: 5 |
| Lamp Type: LED Retrofit |
| Lamp Shape: A19 |
| Bulb Included: Bulb Not Included |
| Max. Wattage Per Lamp (W): 15 |
| Lamp Base: E26 |
| Input Voltage (V): 120 |
| Upon Request: 277Vac / GU24 |

RATINGS AND CERTIFICATIONS

| |
|--|
| Certified By: Certified for North American Standards |
| IP rating: IP20 |



D11KITPOP-SUS-SYS COMPONENTS SUSPENSION

| |
|----------|
| PROJECT |
| TYPE |
| NOTES |
| QUANTITY |
| DATE |

D111129-

DESCRIPTION

Kit Pop-Up - Suspension - 5 Light Holder (Lateral) with swag kit - 5 x 3000mm / 118 1/8" cable - 5 x Max. 15W Retrofit LED - E26 - A19 - (Shade sold separately)

GENERAL

Series: Kit Pop-Up
Brand: Ole
Division: Design
Mounting Type: Suspension
Mounting Location: Ceiling

PHYSICAL

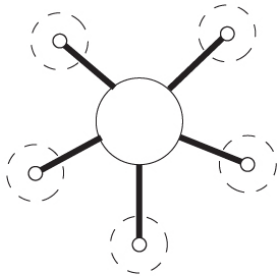
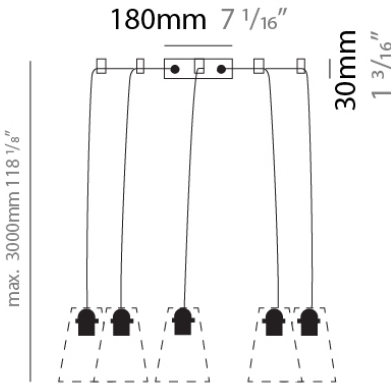
Shape: Round
Diameter (mm): 180
Diameter (in): 7 1/16
Height (mm): 30
Height (in): 1 3/16
Max. Overall Height (mm): 3000
Max. Overall Height (in): 118 7/8
Light Distribution: Direct
Fixture Finish: MWH / MBK
Fixture Material: Metal
Cable Details: 3000mm Cable

ELECTRICAL

Number of Lamps: 5
Lamp Type: LED Retrofit
Lamp Shape: A19
Bulb Included: Bulb Not Included
Max. Wattage Per Lamp (W): 15
Lamp Base: E26
Input Voltage (V): 120
Upon Request: 277Vac / GU24

RATINGS AND CERTIFICATIONS

Certified By: Certified for North American Standards
IP rating: IP20



D11KITPOP-SUS-SYS COMPONENTS SUSPENSION

| | |
|----------|--|
| PROJECT | |
| TYPE | |
| NOTES | |
| QUANTITY | |
| DATE | |

D111130-

DESCRIPTION

Kit Pop-Up - Suspension - 6 Light Holder (Inferior) with swag kit
6 x 3000mm / 118 1/8" cable, 6 x Max. 15W Retrofit LED E26
(Shade sold separately)

GENERAL

| |
|----------------------------|
| Series: Kit Pop-Up |
| Brand: Ole |
| Division: Design |
| Mounting Type: Suspension |
| Mounting Location: Ceiling |

PHYSICAL

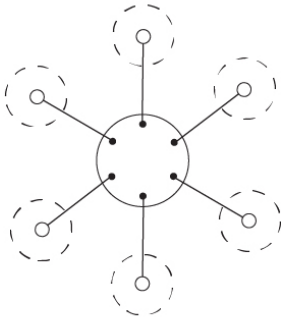
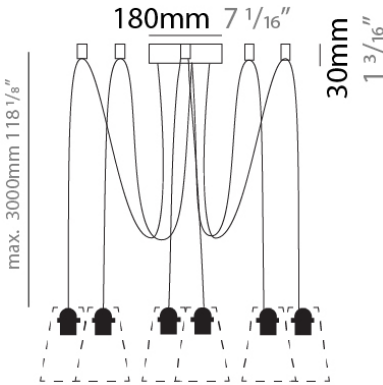
| |
|-----------------------------------|
| Shape: Round |
| Diameter (mm): 180 |
| Diameter (in): 7 1/16 |
| Height (mm): 30 |
| Height (in): 1 3/16 |
| Max. Overall Height (mm): 3000 |
| Max. Overall Height (in): 118 7/8 |
| Light Distribution: Direct |
| Fixture Finish: MWH / MBK |
| Fixture Material: Metal |
| Cable Details: 3000mm Cable |

ELECTRICAL

| |
|----------------------------------|
| Number of Lamps: 6 |
| Lamp Type: LED Retrofit |
| Lamp Shape: A19 |
| Bulb Included: Bulb Not Included |
| Max. Wattage Per Lamp (W): 15 |
| Lamp Base: E26 |
| Input Voltage (V): 120 |
| Upon Request: 277Vac / GU24 |

RATINGS AND CERTIFICATIONS

| |
|--|
| Certified By: Certified for North American Standards |
| IP rating: IP20 |



D11KITPOP-SUS-SYS COMPONENTS SUSPENSION

| |
|----------|
| PROJECT |
| TYPE |
| NOTES |
| QUANTITY |
| DATE |

D111131-

DESCRIPTION

Kit Pop-Up - Suspension - 6 Light Holder (Lateral) with swag kit - 6 x 3000mm / 118 1/8" cable - 6 x Max. 15W Retrofit LED - E26 - A19 - (Shade sold separately)

GENERAL

| |
|----------------------------|
| Series: Kit Pop-Up |
| Brand: Ole |
| Division: Design |
| Mounting Type: Suspension |
| Mounting Location: Ceiling |

PHYSICAL

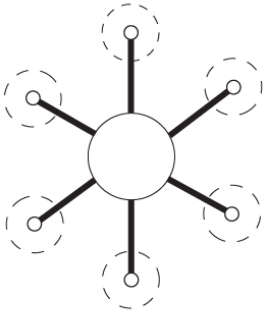
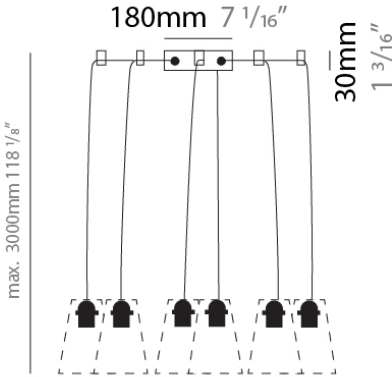
| |
|-----------------------------------|
| Shape: Round |
| Diameter (mm): 180 |
| Diameter (in): 7 1/16 |
| Height (mm): 30 |
| Height (in): 1 3/16 |
| Max. Overall Height (mm): 3000 |
| Max. Overall Height (in): 118 1/8 |
| Light Distribution: Direct |
| Fixture Finish: MWH / MBK |
| Fixture Material: Metal |
| Cable Details: 3000mm Cable |

ELECTRICAL

| |
|----------------------------------|
| Number of Lamps: 6 |
| Lamp Type: LED Retrofit |
| Lamp Shape: A19 |
| Bulb Included: Bulb Not Included |
| Max. Wattage Per Lamp (W): 15 |
| Lamp Base: E26 |
| Input Voltage (V): 120 |
| Upon Request: 277Vac / GU24 |

RATINGS AND CERTIFICATIONS

| |
|--|
| Certified By: Certified for North American Standards |
| IP rating: IP20 |



D11KITPOP-SUS-SYS COMPONENTS

D119000-

DESCRIPTION

Banyo Shade - 300mm - 80mm Cord

GENERAL

Series: Kit Pop-Up

Brand: Ole

Division: Design

PHYSICAL

Shape: Abstract

Diameter (mm): 300

Diameter (in): 11 13/16

Height (mm): 200

Height (in): 7 7/8

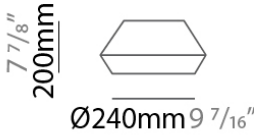
Fixture Finish: BEI / BLK / BLU / BRN / DGN / GRN / GRY / LIT / MRN / MSA / MUS / RED / SIL / STN / WHI

Fixture Material: Fabric Cord / Metal

RATINGS AND CERTIFICATIONS

Certified By: Certified for North American Standards

IP rating: IP20



D11KITPOP-SUS-SYS COMPONENTS

D119001-

DESCRIPTION

Drum Shade - 180mm - 80mm Cord

GENERAL

Series: Kit Pop-Up

Brand: Ole

Division: Design

PHYSICAL

Shape: Abstract

Diameter (mm): 180

Diameter (in): 7 1/16

Height (mm): 250

Height (in): 9 13/16

Fixture Finish: BEI / BLK / BLU / BRN / DGN / GRN / GRY / LIT / MRN / MSA / MUS / RED / SIL / STN / WHI

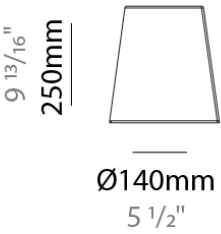
Fixture Material: Fabric Cord / Metal

RATINGS AND CERTIFICATIONS

Certified By: Certified for North American Standards

IP rating: IP20

| |
|----------|
| PROJECT |
| TYPE |
| NOTES |
| QUANTITY |
| DATE |



D11KITPOP-SUS-SYS COMPONENTS

D119002-

DESCRIPTION

Drum Shade - 300mm - 50mm Cord

GENERAL

Series: Kit Pop-Up

Brand: Ole

Division: Design

PHYSICAL

Shape: Abstract

Diameter (mm): 300

Diameter (in): 11 13/16

Height (mm): 200

Height (in): 7 7/8

Fixture Finish: BEI / BLK / BLU / BRN / DGN / GRN / GRY / LIT / MRN / MSA / MUS / RED / SIL / STN / WHI

Fixture Material: Fabric Cord / Metal

RATINGS AND CERTIFICATIONS

Certified By: Certified for North American Standards

IP rating: IP20

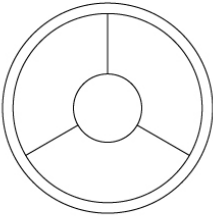
| | |
|----------|--|
| PROJECT | |
| TYPE | |
| NOTES | |
| QUANTITY | |
| DATE | |



Ø270mm 10 5/8"



200mm 7 7/8"



Ø300mm 11 13/16"

D11KITPOP-SUS-SYS COMPONENTS

D119003-

DESCRIPTION

Ukelele Shade - 260mm - 75mm Cord

GENERAL

Series: Kit Pop-Up

Brand: Ole

Division: Design

PHYSICAL

Shape: Abstract

Diameter (mm): 260

Diameter (in): 10 1/4

Height (mm): 380

Height (in): 14 15/16

Fixture Finish: BEI / BLK / BLU / BRN / DGN / GRN / GRY / LIT / MRN / MSA / MUS / RED / SIL / STN / WHI

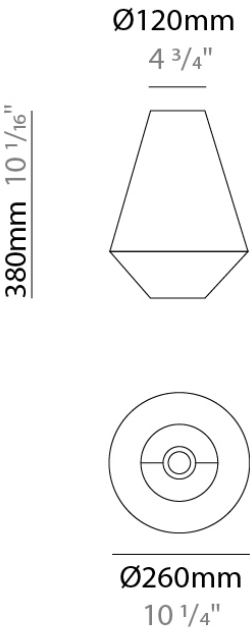
Fixture Material: Fabric Cord / Metal

RATINGS AND CERTIFICATIONS

Certified By: Certified for North American Standards

IP rating: IP20

| |
|----------|
| PROJECT |
| TYPE |
| NOTES |
| QUANTITY |
| DATE |



D11KITPOP-SUS-SYS COMPONENTS

D119004-

DESCRIPTION

Ukelele Shade - 350mm - 60mm Cord

GENERAL

Series: Kit Pop-Up

Brand: Ole

Division: Design

PHYSICAL

Shape: Abstract

Diameter (mm): 350

Diameter (in): 13 3/4

Height (mm): 200

Height (in): 7 7/8

Fixture Finish: BEI / BLK / BLU / BRN / DGN / GRN / GRY / LIT / MRN / MSA / MUS / RED / SIL / STN / WHI

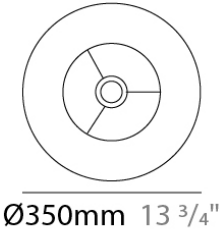
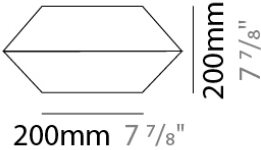
Fixture Material: Fabric Cord / Metal

RATINGS AND CERTIFICATIONS

Certified By: Certified for North American Standards

IP rating: IP20

| |
|----------|
| PROJECT |
| TYPE |
| NOTES |
| QUANTITY |
| DATE |



D11KITPOP-SUS-SYS COMPONENTS

D119005-

DESCRIPTION

Kora Shade - 240mm - 55mm Cord

GENERAL

Series: Kit Pop-Up

Brand: Ole

Division: Design

PHYSICAL

Shape: Abstract

Diameter (mm): 240

Diameter (in): 9 7/16

Height (mm): 380

Height (in): 14 15/16

Fixture Finish: BEI / BLK / BLU / BRN / DGN / GRN / GRY / LIT / MRN / MSA / MUS / RED / SIL / STN / WHI

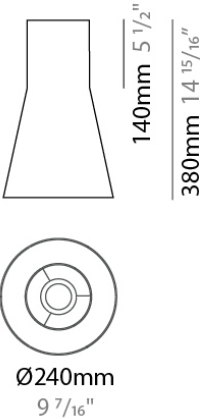
Fixture Material: Fabric Cord / Metal

RATINGS AND CERTIFICATIONS

Certified By: Certified for North American Standards

IP rating: IP20

| |
|----------|
| PROJECT |
| TYPE |
| NOTES |
| QUANTITY |
| DATE |



D11KITPOP-SUS-SYS COMPONENTS

D119006-

DESCRIPTION

Kora Shade - 350mm - 60mm Cord

GENERAL

Series: Kit Pop-Up

Brand: Ole

Division: Design

PHYSICAL

Shape: Abstract

Diameter (mm): 350

Diameter (in): 13 3/4

Height (mm): 220

Height (in): 8 11/16

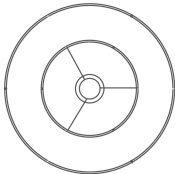
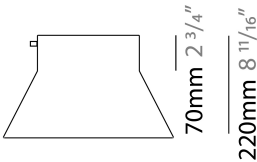
Fixture Finish: BEI / BLK / BLU / BRN / DGN / GRN / GRY / LIT / MRN / MSA / MUS / RED / SIL / STN / WHI

Fixture Material: Fabric Cord / Metal

RATINGS AND CERTIFICATIONS

Certified By: Certified for North American Standards

IP rating: IP20



Ø350mm 13 3/4"



| |
|----------|
| PROJECT |
| TYPE |
| NOTES |
| QUANTITY |
| DATE |

LEGEND

| | | | | | |
|--|---|---|--|---|--|
|  | floor-mounted |  | pivotal |  | special LED (upon request) RGB, RGBW, tunable, gold+, meat+, art+, fashion+ |
|  | wall and ceiling: recessed and surface mounted |  | rotating |  | warm dim / natural dimming LED |
|  | ceiling-mounted and wall-mounted |  | illuminate tilted |  | rechargeable battery powered |
|  | wall-mounted |  | color of suspension cable |  | fixture with natural vivid LED (upon request) |
|  | omni-directional light distribution |  | length of suspension cable |  | color rendering index |
|  | direct light distribution |  | reflector degree selection |  | color temperature |
|  | direct/indirect light distribution |  | super spot |  | lumen (luminous flux) |
|  | indirect light distribution |  | lens |  | efficacy (lumens per watt) |
|  | asymmetric light distribution |  | lens pack |  | Unified Glare Rating (UGR) range from 5-40 |
|  | aura light distribution |  | shine ring |  | marine grade (AISI 316 stainless steel) |
|  | round wall or ceiling cut-out |  | integrated shine ring with diffuser |  | walk on |
|  | square wall or ceiling cut-out |  | free individual colors 01-29 |  | drive on |
|  | the supplied jig specifies the cutout dimensions |  | individual colors: 00 (free of charge), 01-25 (extra charge) |  | Dark Sky Compliance |
|  | minimum distance (meters) lamp - object |  | luminaire part to be colored (F1) |  | Americans with Disabilities Act (less than 4" off the wall located between 27"-84" from floor) |
|  | recessed depth |  | luminaire part to be colored (F2) |  | lamp protected against explosion |
|  | ceiling thickness in mm |  | luminaire part to be colored (F3) |  | blown glass using traditional methods by master glass blower |
|  | ceiling thickness selection |  | luminaire part to be colored (F4) |  | acoustic material |
|  | dimmable DP (phase), DV (0-10V), DD (dali), DS (step-dim) |  | luminaire part to be colored (F5) |  | protection class I, protection insulation |
|  | included or excluded LED driver/transformer/ control gear |  | color of 3-circuit adaptor |  | protection class II, protection insulation |
|  | separately switchable |  | indirect diffuser |  | ETL Certified to UL and CSA Standards |
|  | sensor |  | direct diffuser |  | UL Certified to UL and CSA Standards |
|  | remote control |  | ball-proof (upon request) |  | CSA Certified to UL and CSA Standards |
|  | available upon request |  | accessory |  | Certified for North American Standards |

IP RATING

| | |
|---|--|
|  | protected against ingress of solid bodies greater than 12.5mm (finger) |
|  | protected against ingress of solid bodies greater than 2.5mm protected against sprays of water up to 60 degrees from the vertical (rain) |
|  | protected against ingress of solid bodies greater than 1mm (wire) no protection against the ingress of moisture |
|  | protected against ingress of solid bodies greater than 1mm (wire) protected against sprays of water up to 60 degrees from the vertical (rain) |
|  | protected against ingress of solid bodies greater than 1mm (wire) protected against water splashed from all directions |
|  | protected against limited ingress of dust (wet rooms/covered outdoor areas) protected against water splashed from all directions |
|  | protected against ingress of dust protected against jets of water |
|  | protected against ingress of dust protected against powerful jets of water or heavy seas |
|  | protected against ingress of dust protected against immersion of water between 15cm - 1m for 30 minutes |
|  | protected against ingress of dust protected against immersion of water under pressure for long periods |

IK RATING

| | |
|---|---|
|  | protected against 0.14 joules impact (equivalent to 0.25kg mass dropped from 56mm above the surface) |
|  | protected against 0.2 joules impact (equivalent to 0.25kg mass dropped from 80mm above the surface) |
|  | protected against 0.35 joules impact (equivalent to 0.25kg mass dropped from 140mm above the surface) |
|  | protected against 0.5 joules impact (equivalent to 0.25kg mass dropped from 200mm above the surface) |
|  | protected against 0.7 joules impact (equivalent to 0.25kg mass dropped from 280mm above the surface) |
|  | protected against 1 joules impact (equivalent to 0.25kg mass dropped from 400mm above the surface) |
|  | protected against 2 joules impact (equivalent to 0.5kg mass dropped from 400mm above the surface) |
|  | protected against 5 joules impact (equivalent to 1.7kg mass dropped from 300mm above the surface) |
|  | protected against 10 joules impact (equivalent to 5.0kg mass dropped from 200mm above the surface) |
|  | protected against 20 joules impact (equivalent to 5.0kg mass dropped from 400mm above the surface) |