

D8CAND-MOD-SYS COMPONENTS SUSPENSION

PROJECT
TYPE
NOTES
QUANTITY
DATE

D81499

DESCRIPTION

Candle - Suspension - 550mm / 21 5/8" x 30mm / 1 3/16" - 1 x 4W LED Retrofit - G9 - T4 - Chrome - Canopy required (sold separately)

GENERAL

Series: Candle
Subseries: Candle Modular System
Brand: Panzeri
Division: Design
Mounting Type: Suspension
Mounting Location: Ceiling
Subcategory: Pendant

PHYSICAL



Shape: Cylinder
Diameter (mm): 30
Diameter (in): 1 3/16
Height (mm): 550
Height (in): 21 5/8
Max. Overall Height (mm): 3550
Max. Overall Height (in): 139 3/4
Light Distribution: Direct
Weight (kg): 0.36
Weight (lbs): 0.79
Diffuser: Frosted White Borosilicate Glass
Fixture Finish: WHI
Fixture Material: Aluminum

ELECTRICAL

Number of Lamps: 1
Lamp Type: LED Retrofit
Lamp Shape: T4
Bulb Included: Bulb Not Included
Max. Wattage Per Lamp (W): 4
Lamp Base: G9
Input Voltage (V): 120
Lamp Voltage (V): 120

RATINGS AND CERTIFICATIONS

Certified By: Certified for North American Standards
IP rating: IP20



D8CAND-MOD-SYS COMPONENTS SUSPENSION

PROJECT	
TYPE	
NOTES	
QUANTITY	
DATE	

D81500

DESCRIPTION

Candle - Suspension - 550mm / 21 5/8" x 30mm / 1 3/16" - 1 x 4W LED - Chrome - Canopy required (sold separately)

GENERAL

Series: Candle
Subseries: Candle Modular System
Brand: Panzeri
Division: Design
Mounting Type: Suspension
Mounting Location: Ceiling
Subcategory: Pendant

PHYSICAL

Shape: Cylinder
Diameter (mm): 30
Diameter (in): 1 3/16
Height (mm): 550
Height (in): 21 5/8
Max. Overall Height (mm): 3550
Max. Overall Height (in): 139 3/4
Light Distribution: Direct
Weight (kg): 0.36
Weight (lbs): 0.79
Diffuser: Frosted White Borosilicate Glass
Fixture Finish: WHI
Fixture Material: Glass / Aluminum

ELECTRICAL

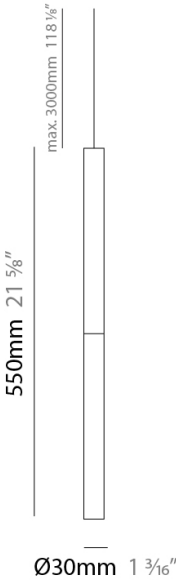

Input Wattage Range: 1 - 9 W
Lamp Type: LED
Input Wattage (W): 4
Total Output Wattage (W): 2.8
Dimming: Non-Dimming / Phase Dimming (120Vac only) / 0-10V Dimming
Driver Included: No
Driver Location: See canopy components
Driver Type: Constant Voltage - 120 / 277Vac
Input Voltage (V): 120 - 277
Output Voltage (V): 24

LED

Color Temperature (°K): 3000
Max. Delivered Lumen (lm): 266
CRI: >80 CRI
Lamp Life (hrs): 60000

RATINGS AND CERTIFICATIONS

Certified By: Certified for North American Standards
IP rating: IP20



D8CAND-MOD-SYS COMPONENTS SUSPENSION

D81500R9

DESCRIPTION

Candle - Suspension - 550mm / 21 5/8" x 30mm / 1 3/16" - 1 x 4W LED - 3000K - 238lm - Chrome - Canopy required (sold separately)

GENERAL

Series: Candle
Subseries: Candle Modular System
Brand: Panzeri
Division: Design
Mounting Type: Suspension
Mounting Location: Ceiling
Subcategory: Pendant

PHYSICAL

Shape: Cylinder
Diameter (mm): 30
Diameter (in): 1 3/16
Height (mm): 550
Height (in): 21 5/8
Max. Overall Height (mm): 3550
Max. Overall Height (in): 139 3/4
Light Distribution: Direct
Weight (kg): 0.37
Weight (lbs): 0.82
Diffuser: Frosted White Borosilicate Glass
Fixture Finish: WHI
Fixture Material: Glass / Aluminum
Cut-out Measurements: 3,000mm / 118 1/8" - Cable and wire

ELECTRICAL

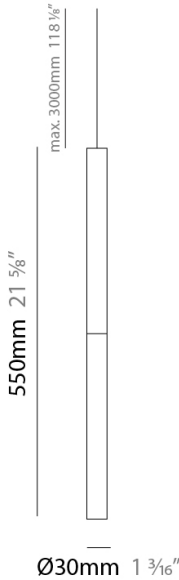
Input Wattage Range: 1 - 9 W
Lamp Type: LED
Input Wattage (W): 4
Total Output Wattage (W): 2.8
Dimming: Non-Dimming / Phase Dimming (120Vac only) / 0-10V Dimming
Driver Included: No
Driver Location: See canopy components
Driver Type: Constant Voltage - 120 / 277Vac
Driver Class: Class 2
Input Voltage (V): 120 - 277
Output Voltage (V): 24

LED

Delivered Lumen Range: 100 - 499 lm
Color Temperature (°K): 3000
Max. Delivered Lumen (lm): 238
Nominal Lumen (lm): 286
CRI: >90 CRI
Lamp Life (hrs): 60000

RATINGS AND CERTIFICATIONS

Certified By: Certified for North American Standards
IP rating: IP20



D8CAND-MOD-SYS COMPONENTS

D89079

DESCRIPTION

Surface - 7 Light Canopy - 395mm / 15 4/7" - White

GENERAL

Brand: Panzeri
Division: Design

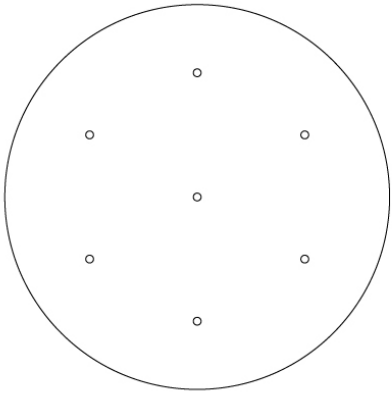

PHYSICAL

Shape: Round
Diameter (mm): 395
Diameter (in): 15 4/7
Height (mm): 25
Height (in): 1
Fixture Finish: WHI
Fixture Material: Metal
Upon Request: Custom Finishes - Black / Bronze / Matte Brass / Titanium

ELECTRICAL

Number of Lamps: Max. 7
Lamp Type: LED Retrofit / Halogen
Bulb Included: Bulb Not Included
Max. Wattage Per Lamp (W): 4 / 35
Input Voltage (V): 120

PROJECT
TYPE
NOTES
QUANTITY
DATE



Ø395mm 15 4/7"

D8CAND-MOD-SYS COMPONENTS

D89080

DESCRIPTION

Recessed - 1 Light Canopy - 80mm / 3 1/7" - White (remote driver not included)

GENERAL

Brand: Panzeri
Division: Design

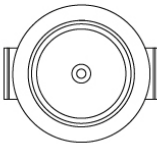
PHYSICAL

Diameter (mm): 80
Diameter (in): 3 1/7
Ceiling Thickness (mm): 12.5 - 25
Ceiling Thickness (in): 1/2 - 1
Min. Recessing Depth (mm): 70
Min. Recessing Depth (in): 2 3/4

ELECTRICAL

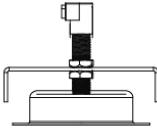
Number of Lamps: 1
Lamp Type: LED
Max. Wattage Per Lamp (W): 4 / 35
Driver Included: No
Driver Location: Remote
Input Voltage (V): 120
Output Voltage (V): 24

PROJECT
TYPE
NOTES
QUANTITY
DATE



80mm 3 1/8"

70mm 2 3/4"



D8CAND-MOD-SYS COMPONENTS SURFACE

PROJECT
TYPE
NOTES
QUANTITY
DATE

D89091

DESCRIPTION

Surface - 3 Light Canopy - 420mm / 16 1/2" x 65mm / 2 1/2" - White

GENERAL

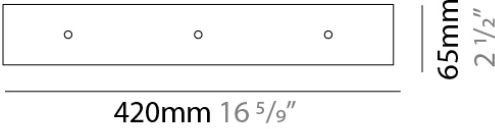

Brand: Panzeri
Division: Design
Mounting Type: Surface
Mounting Location: Ceiling

PHYSICAL

Shape: Rectangle
Length (mm): 420
Length (in): 16 1/2
Width (mm): 65
Width (in): 2 1/2
Height (mm): 25
Height (in): 1
Weight (kg): 1.23
Weight (lbs): 2.7
Fixture Finish: WHI
Fixture Material: Metal
Upon Request: Custom Finishes - Black / Bronze / Matte Brass / Titanium

ELECTRICAL

Number of Lamps: Max. 3
Lamp Type: LED Retrofit / Halogen
Max. Wattage Per Lamp (W): 4 / 35
Input Voltage (V): 120



D8CAND-MOD-SYS COMPONENTS SURFACE

PROJECT
TYPE
NOTES
QUANTITY
DATE

D89092

DESCRIPTION

Surface - 5 Light Canopy - 760mm / 30" x 65mm / 2 1/2" - White

GENERAL

Series: Girls
Brand: Panzeri
Division: Design
Mounting Type: Surface
Mounting Location: Ceiling

PHYSICAL

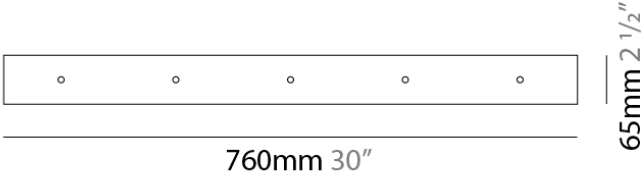
Shape: Rectangle
Length (mm): 760
Length (in): 30
Width (mm): 65
Width (in): 2 1/2
Height (mm): 25
Height (in): 1
Weight (kg): 4.5 lbs / 2.04 kg
Fixture Finish: WHI
Fixture Material: Metal
Upon Request: Custom Finishes - Black / Bronze / Matte Brass / Titanium

ELECTRICAL

Number of Lamps: Max. 5
Lamp Type: LED Retrofit / Halogen
Bulb Included: Bulb Not Included
Max. Wattage Per Lamp (W): 4 / 35
Input Voltage (V): 120

RATINGS AND CERTIFICATIONS

Certified By: CSA Certified to UL and CSA Standards
IP rating: IP20



D8CAND-MOD-SYS COMPONENTS

D89093

DESCRIPTION

Surface - 6 Light Canopy - 420mm / 16 1/2" x 250mm / 9 7/8" - White

GENERAL

Brand: Panzeri
Division: Design

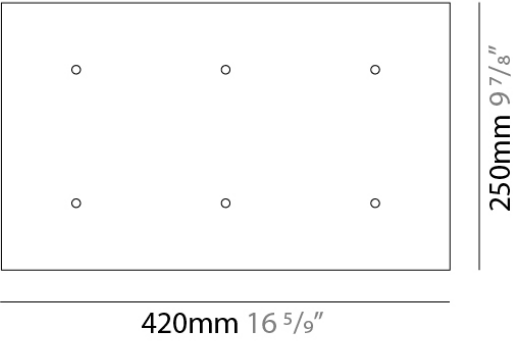
PHYSICAL

Shape: Rectangle
Length (mm): 420
Length (in): 16 1/2
Width (mm): 250
Width (in): 9 7/8
Height (mm): 25
Height (in): 1
Weight (kg): 2.45
Weight (lbs): 5.4
Fixture Finish: WHI
Fixture Material: Metal
Upon Request: Custom Finishes - Black / Bronze / Matte Brass / Titanium

ELECTRICAL

Number of Lamps: Max. 6
Lamp Type: LED Retrofit / Halogen
Max. Wattage Per Lamp (W): 4 / 35
Input Voltage (V): 120

PROJECT
TYPE
NOTES
QUANTITY
DATE



D8CAND-MOD-SYS COMPONENTS SURFACE

PROJECT
TYPE
NOTES
QUANTITY
DATE

D89094

DESCRIPTION

Surface - 3 Light LED Canopy - 420mm / 16 1/2" x 65mm / 2 1/2" - White

GENERAL

Series: Jazz
Brand: Panzeri
Division: Design
Mounting Type: Surface
Mounting Location: Ceiling

PHYSICAL

Length (mm): 420
Length (in): 16 1/2
Width (mm): 65
Width (in): 2 1/2
Height (mm): 25
Height (in): 1
Weight (kg): 1.23
Weight (lbs): 2.7
Fixture Material: Metal

ELECTRICAL

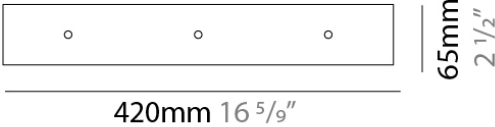

Lamp Type: LED
Total Output Wattage (W): 3.2/fixture body
Dimming: Non-Dimmable / 0-10V Dimming
Driver Included: Yes
Driver Location: Integrated
Driver Type: Constant Voltage - Universal
Driver Class: Class 2
Input Voltage (V): 120 - 277
Output Voltage (V): 24

LED

Number of LEDs: Max. 3

RATINGS AND CERTIFICATIONS

Certified By: Certified for North American Standards
IP rating: IP20



D8CAND-MOD-SYS COMPONENTS SURFACE

PROJECT
TYPE
NOTES
QUANTITY
DATE

D89095

DESCRIPTION

Surface - 5 Light LED Canopy - 760mm / 30" x 65mm / 2 1/2" - White

GENERAL

Series: Jazz
Brand: Panzeri
Division: Design
Mounting Type: Surface
Mounting Location: Ceiling

PHYSICAL

Length (mm): 760
Length (in): 30
Width (mm): 65
Width (in): 2 1/2
Height (mm): 25
Height (in): 1
Weight (kg): 4.5 lbs / 2.04 kg
Fixture Material: Metal

ELECTRICAL

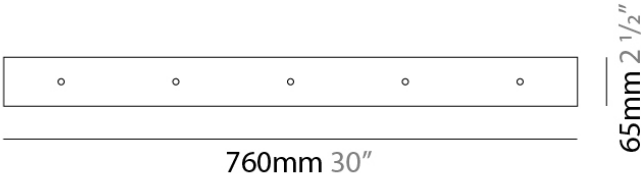
Lamp Type: LED
Dimming: Non-Dimmable / 0-10V Dimming
Driver Included: Yes
Driver Location: Integrated
Driver Type: Constant Voltage - Universal
Driver Class: Class 2
Input Voltage (V): 120 - 277
Output Voltage (V): 24

LED

Number of LEDs: Max. 5

RATINGS AND CERTIFICATIONS

Certified By: Certified for North American Standards
IP rating: IP20



D8CAND-MOD-SYS COMPONENTS SUSPENSION

PROJECT
TYPE
NOTES
QUANTITY
DATE

D89096

DESCRIPTION

Surface - 6 Light LED Canopy - 420mm / 16 1/2" x 250mm / 9 7/8" - White

GENERAL

Series: Jazz
Brand: Panzeri
Division: Design
Mounting Type: Suspension
Mounting Location: Ceiling

PHYSICAL

Length (mm): 420
Length (in): 16 1/2
Width (mm): 250
Width (in): 9 7/8
Height (mm): 25
Height (in): 1
Weight (kg): 2.45
Weight (lbs): 5.4
Fixture Material: Metal

ELECTRICAL

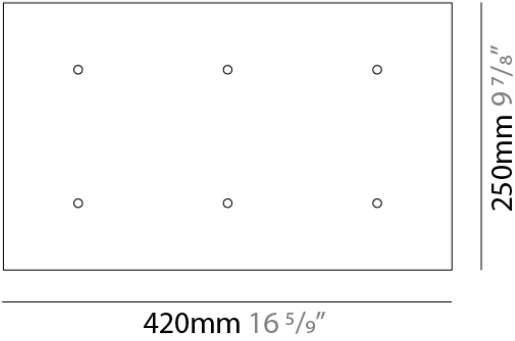
Lamp Type: LED
Dimming: Non-Dimmable / 0-10V Dimming
Driver Included: Yes
Driver Location: Integrated
Driver Type: Constant Voltage - Universal
Driver Class: Class 2
Input Voltage (V): 120 - 277
Output Voltage (V): 24

LED

Number of LEDs: Max. 6

RATINGS AND CERTIFICATIONS

Certified By: Certified for North American Standards
IP rating: IP20



D8CAND-MOD-SYS COMPONENTS

D89097

DESCRIPTION

Surface - 9 Light Canopy - 725mm / 16 5/9" x 420mm / 16 5/9" - White

GENERAL

Brand: Panzeri
Division: Design

PHYSICAL

Shape: Rectangle
Length (mm): 725
Length (in): 28 4/7
Width (mm): 420
Width (in): 16 5/9
Height (mm): 25
Height (in): 1
Weight (kg): 2.45
Weight (lbs): 5.4
Fixture Finish: WHI
Fixture Material: Metal
Upon Request: Custom Finishes - Black / Bronze / Matte Brass / Titanium



ELECTRICAL

Number of Lamps: Max. 9
Lamp Type: LED Retrofit / Halogen
Max. Wattage Per Lamp (W): 4 / 35
Input Voltage (V): 120

RATINGS AND CERTIFICATIONS

Certified By: Certified for North American Standards
IP rating: IP20

PROJECT
TYPE
NOTES
QUANTITY
DATE



D8CAND-MOD-SYS COMPONENTS SURFACE

PROJECT
TYPE
NOTES
QUANTITY
DATE

D89098

DESCRIPTION

Surface - 15 Light Canopy - 725mm / 28 4/7" x 420mm / 16 5/9" - White

GENERAL

Brand: Panzeri
Division: Design
Mounting Type: Surface
Mounting Location: Ceiling

PHYSICAL

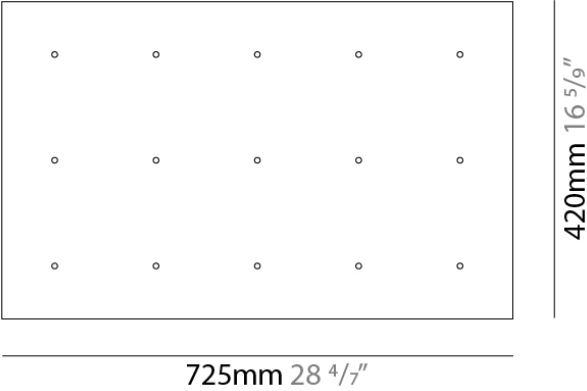
Shape: Rectangle
Length (mm): 725
Length (in): 28 4/7
Width (mm): 420
Width (in): 16 5/9
Height (mm): 25
Height (in): 1
Weight (kg): 2.45
Weight (lbs): 5.4
Fixture Finish: WHI
Fixture Material: Metal
Upon Request: Custom Finishes - Black / Bronze / Matte Brass / Titanium

ELECTRICAL

Number of Lamps: Max. 15
Lamp Type: LED Retrofit / Halogen
Max. Wattage Per Lamp (W): 4 / 35
Input Voltage (V): 120

RATINGS AND CERTIFICATIONS

Certified By: Certified for North American Standards
IP rating: IP20



D8CAND-MOD-SYS COMPONENTS

PROJECT
TYPE
NOTES
QUANTITY
DATE

D89098-LED

DESCRIPTION

15 Light Holder LED - 725mm / 16 5/9" x 420mm / 16 5/9" - White

GENERAL

Brand: Panzeri
Division: Design

PHYSICAL

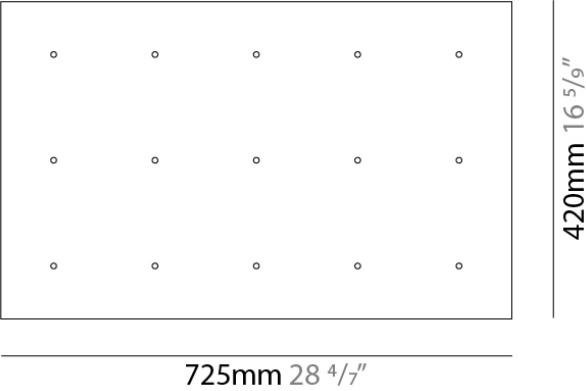
Shape: Rectangle
Length (mm): 725
Length (in): 28 4/7
Width (mm): 420
Width (in): 16 5/9
Height (mm): 25
Height (in): 1
Weight (kg): 2.54
Weight (lbs): 5.4
Fixture Finish: WHI
Fixture Material: Metal

ELECTRICAL

Lamp Type: LED
Dimming: Non-Dimmable / 0-10V Dimming
Driver Included: Yes
Driver Location: Integrated
Driver Type: Constant Voltage - Universal
Driver Class: Class 2
Input Voltage (V): 120 - 277
Output Voltage (V): 24

RATINGS AND CERTIFICATIONS

Certified By: Certified for North American Standards
IP rating: IP20



D8CAND-MOD-SYS COMPONENTS

D89099

DESCRIPTION

Surface - 3 Light Canopy - 395mm / 15 9/16" - White

GENERAL

Brand: Panzeri
Division: Design

PHYSICAL

Shape: Round
Diameter (mm): 395
Diameter (in): 15 9/16
Height (mm): 25
Height (in): 1
Weight (kg): 1.23
Weight (lbs): 2.7
Fixture Finish: WHI
Fixture Material: Metal
Upon Request: Custom Finishes - Black / Bronze / Matte Brass / Titanium

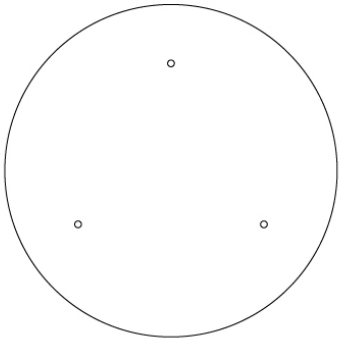

ELECTRICAL

Number of Lamps: Max. 3
Lamp Type: LED Retrofit / Halogen
Max. Wattage Per Lamp (W): 4 / 35
Input Voltage (V): 120

RATINGS AND CERTIFICATIONS

Certified By: Certified for North American Standards
IP rating: IP20

PROJECT
TYPE
NOTES
QUANTITY
DATE



Ø395mm 15 4/7"



D8CAND-MOD-SYS COMPONENTS

PROJECT

TYPE

NOTES

QUANTITY

DATE

D89100

DESCRIPTION

Surface - 12 Light Canopy - 700mm / 27 9/19" - White

GENERAL

Brand: Panzeri

Division: Design

PHYSICAL

Shape: Round

Diameter (mm): 700

Diameter (in): 27 9/19

Height (mm): 25

Height (in): 1

Fixture Finish: WHI

Fixture Material: Metal

Upon Request: Custom Finishes - Black / Bronze / Matte Brass / Titanium

ELECTRICAL

Number of Lamps: Max. 12

Lamp Type: LED Retrofit / Halogen

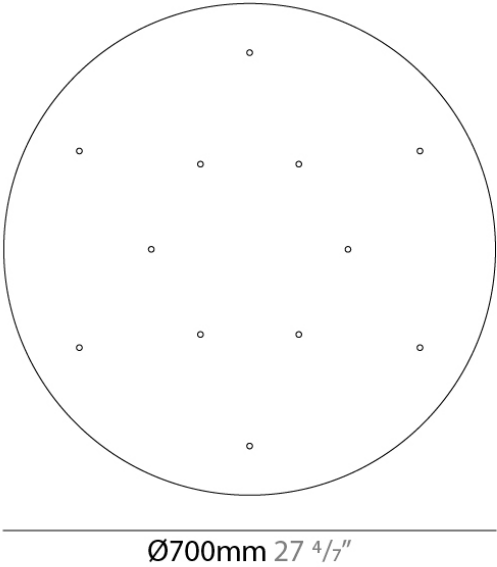

Max. Wattage Per Lamp (W): 4 / 35

Input Voltage (V): 120

RATINGS AND CERTIFICATIONS

Certified By: Certified for North American Standards

IP rating: IP20



PROJECT
TYPE
NOTES
QUANTITY
DATE

D89100-LED

DESCRIPTION

Surface - 12 Light LED Canopy - 700mm / 27 9/16" - White

GENERAL

Brand: Panzeri
Division: Design
Mounting Type: Surface
Mounting Location: Ceiling

PHYSICAL

Shape: Round
Diameter (mm): 700
Diameter (in): 27 9/16
Height (mm): 65
Height (in): 6 1/2
Fixture Material: Aluminum

ELECTRICAL

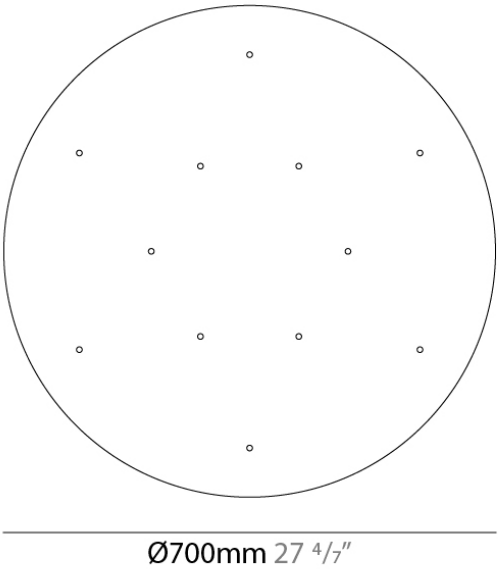

Lamp Type: LED
Total Output Wattage (W): 3.2/fixture body
Dimming: Non-Dimmable / 0-10V Dimming
Driver Included: Yes
Driver Location: Integrated
Driver Type: Constant Voltage - Universal
Driver Class: Class 2
Input Voltage (V): 120 - 277
Output Voltage (V): 24

LED

Number of LEDs: Max. 12

RATINGS AND CERTIFICATIONS

Certified By: Certified for North American Standards
IP rating: IP20



D8CAND-MOD-SYS COMPONENTS

D89101

DESCRIPTION

Surface - 21 Light Canopy - 1000mm / 39 2/5" - White

GENERAL

Brand: Panzeri
Division: Design

PHYSICAL

Shape: Round
Diameter (mm): 1000
Diameter (in): 39 2/5"
Height (mm): 25
Height (in): 1
Fixture Finish: WHI
Fixture Material: Metal
Upon Request: Custom Finishes - Black / Bronze / Matte Brass / Titanium

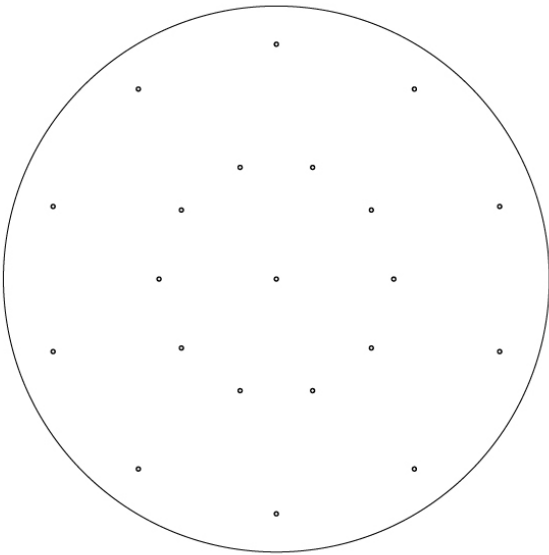

ELECTRICAL

Number of Lamps: Max. 21
Lamp Type: LED Retrofit / Halogen
Max. Wattage Per Lamp (W): 4 / 35
Input Voltage (V): 120

RATINGS AND CERTIFICATIONS

Certified By: Certified for North American Standards
IP rating: IP20

PROJECT
TYPE
NOTES
QUANTITY
DATE



Ø1000mm 39 2/5"



PROJECT
TYPE
NOTES
QUANTITY
DATE

LEGEND

	floor-mounted		pivotal		special LED (upon request) RGB, RGBW, tunable, gold+, meat+, art+, fashion+
	wall and ceiling: recessed and surface mounted		rotating		warm dim / natural dimming LED
	ceiling-mounted and wall-mounted		illuminate tilted		rechargeable battery powered
	wall-mounted		color of suspension cable		fixture with natural vivid LED (upon request)
	omni-directional light distribution		length of suspension cable		color rendering index
	direct light distribution		reflector degree selection		color temperature
	direct/indirect light distribution		super spot		lumen (luminous flux)
	indirect light distribution		lens		efficacy (lumens per watt)
	asymmetric light distribution		lens pack		Unified Glare Rating (UGR) range from 5-40
	aura light distribution		shine ring		marine grade (AISI 316 stainless steel)
	round wall or ceiling cut-out		integrated shine ring with diffuser		walk on
	square wall or ceiling cut-out		free individual colors 01-29		drive on
	the supplied jig specifies the cutout dimensions		individual colors: 00 (free of charge), 01-25 (extra charge)		Dark Sky Compliance
	minimum distance (meters) lamp - object		luminaire part to be colored (F1)		Americans with Disabilities Act (less than 4" off the wall located between 27"-84" from floor)
	recessed depth		luminaire part to be colored (F2)		lamp protected against explosion
	ceiling thickness in mm		luminaire part to be colored (F3)		blown glass using traditional methods by master glass blower
	ceiling thickness selection		luminaire part to be colored (F4)		acoustic material
	dimmable DP (phase), DV (0-10V), DD (dali), DS (step-dim)		luminaire part to be colored (F5)		protection class I, protection insulation
	included or excluded LED driver/transformer/control gear		color of 3-circuit adaptor		protection class II, protection insulation
	separately switchable		indirect diffuser		ETL Certified to UL and CSA Standards
	sensor		direct diffuser		UL Certified to UL and CSA Standards
	remote control		ball-proof (upon request)		CSA Certified to UL and CSA Standards
	available upon request		accessory		Certified for North American Standards

IP RATING

	protected against ingress of solid bodies greater than 12.5mm (finger)
	protected against ingress of solid bodies greater than 2.5mm protected against sprays of water up to 60 degrees from the vertical (rain)
	protected against ingress of solid bodies greater than 1mm (wire) no protection against the ingress of moisture
	protected against ingress of solid bodies greater than 1mm (wire) protected against sprays of water up to 60 degrees from the vertical (rain)
	protected against ingress of solid bodies greater than 1mm (wire) protected against water splashed from all directions
	protected against limited ingress of dust (wet rooms/covered outdoor areas) protected against water splashed from all directions
	protected against ingress of dust protected against jets of water
	protected against ingress of dust protected against powerful jets of water or heavy seas
	protected against ingress of dust protected against immersion of water between 15cm - 1m for 30 minutes
	protected against ingress of dust protected against immersion of water under pressure for long periods

IK RATING

	protected against 0.14 joules impact (equivalent to 0.25kg mass dropped from 56mm above the surface)
	protected against 0.2 joules impact (equivalent to 0.25kg mass dropped from 80mm above the surface)
	protected against 0.35 joules impact (equivalent to 0.25kg mass dropped from 140mm above the surface)
	protected against 0.5 joules impact (equivalent to 0.25kg mass dropped from 200mm above the surface)
	protected against 0.7 joules impact (equivalent to 0.25kg mass dropped from 280mm above the surface)
	protected against 1 joules impact (equivalent to 0.25kg mass dropped from 400mm above the surface)
	protected against 2 joules impact (equivalent to 0.5kg mass dropped from 400mm above the surface)
	protected against 5 joules impact (equivalent to 1.7kg mass dropped from 300mm above the surface)
	protected against 10 joules impact (equivalent to 5.0kg mass dropped from 200mm above the surface)
	protected against 20 joules impact (equivalent to 5.0kg mass dropped from 400mm above the surface)