

E9F230- COMPONENTS

DMX050PROGES

DESCRIPTION

Eldoled - POWERdrive PW0561S1 - DMX/RDM Dimming - 50W - 4x 55V Outputs - 200-1050mA - 120-277Vac - Programmable LED power supply

PHYSICAL

Length (mm): 130

Length (in): 5 1/8

Width (mm): 76

Width (in): 3

Height (mm): 30

Height (in): 1 3/16

Weight (kg): 0.35

Weight (lbs): 0.77

Fixture Material: Metal

ELECTRICAL

Lamp Type: LED

Total Output Wattage (W): 0.3-50

Dimming: Bluetooth technology or DMX

Control Gear: DMX

Driver Type: Constant Current - Universal

Driver Class: Class 2

Housing: ENCP6 (Indoor rated only - IP65 or higher to be supplied by others)

Input Voltage (V): 120 - 277

Constant Current (MA): 150-1400

Constant Voltage (V): 2-55

RATINGS AND CERTIFICATIONS

Certified By: UR Listed

IP rating: Dry / Damp



E9F230- COMPONENTS

E9A50007

DESCRIPTION
Sun - AISI 304 Stainless Steel Spike

GENERAL
Series: Sun
Partner: Platek
Division: Exterior

PHYSICAL
Diameter (mm): 101
Diameter (in): 4
Height (mm): 202
Height (in): 7 ¹⁵/₁₆
Fixture Finish: ABA / ANA
Fixture Material: Metal

RATINGS AND CERTIFICATIONS
Certified By: Certified for North American Standards

PROJECT	_____
TYPE	_____
NOTES	_____
QUANTITY	_____
DATE	_____



E9F230- COMPONENTS

E9A50049

DESCRIPTION

Visor for 4000 Pole for Target - 4500mm/177 3/16"

GENERAL

Series: Target

Partner: Platek

Division: Exterior

PHYSICAL

Diameter (mm): 76

Diameter (in): 3

Height (mm): 4500

Height (in): 177 ³/₁₆

Fixture Material: Metal

RATINGS AND CERTIFICATIONS

Certified By: Certified for North American Standards

IP rating: IP65

PROJECT

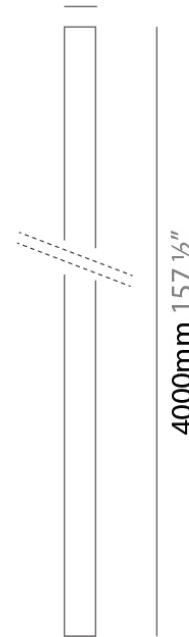
TYPE

NOTES

QUANTITY

DATE

Ø76mm 3"



E9F230- COMPONENTS

E9A50050

DESCRIPTION

Visor for 6000 Pole for Target - 6800mm/267 11/16"

GENERAL

Series: Target

Partner: Platek

Division: Exterior

PHYSICAL

Diameter (mm): 102

Diameter (in): 4

Height (mm): 6800

Height (in): 267 ¹¹/₁₆

Fixture Material: Metal

RATINGS AND CERTIFICATIONS

Certified By: Certified for North American Standards

IP rating: IP65

PROJECT

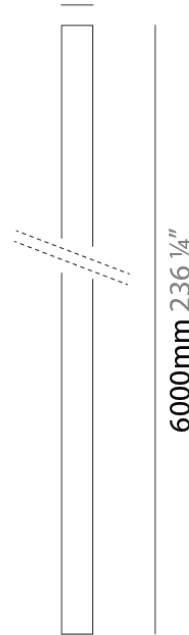
TYPE

NOTES

QUANTITY

DATE

Ø102mm 4"



E9F230- COMPONENTS

PROJECT	
TYPE	
NOTES	
QUANTITY	
DATE	

ENCP6

DESCRIPTION

Empty Metal Enclosure for Driver - IP20 - Indoor Rated

GENERAL

Division: Architectural : Components

PHYSICAL

Shape: Rectangle

Length (mm): 178

Length (in): 7

Width (mm): 105

Width (in): 4 1/8

Height (mm): 54

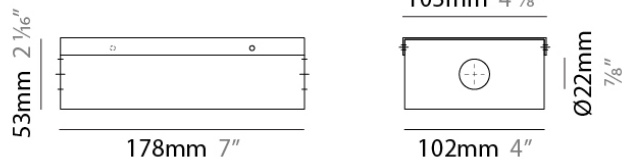
Height (in): 2 1/8

Screws: A4 stainless steel

Fixture Material: Metal

RATINGS AND CERTIFICATIONS

IP rating: IP20



LEGEND

	floor-mounted		pivotal		special LED (upon request) RGB, RGBW, tunable, gold+, meat+, art+, fashion+
	wall and ceiling: recessed and surface mounted		rotating		warm dim / natural dimming LED
	ceiling-mounted and wall-mounted		illuminate tilted		rechargeable battery powered
	wall-mounted		color of suspension cable		fixture with natural vivid LED (upon request)
	omni-directional light distribution		length of suspension cable		color rendering index
	direct light distribution		reflector degree selection		color temperature
	direct/indirect light distribution		super spot		lumen (luminous flux)
	indirect light distribution		lens		efficacy (lumens per watt)
	asymmetric light distribution		lens pack		Unified Glare Rating (UGR) range from 5-40
	aura light distribution		shine ring		marine grade (AISI 316 stainless steel)
	round wall or ceiling cut-out		integrated shine ring with diffuser		walk on
	square wall or ceiling cut-out		free individual colors 01-29		drive on
	the supplied jig specifies the cutout dimensions		individual colors: 00 (free of charge), 01-25 (extra charge)		Dark Sky Compliance
	minimum distance (meters) lamp - object		luminaire part to be colored (F1)		Americans with Disabilities Act (less than 4" off the wall located between 27"-84" from floor)
	recessed depth		luminaire part to be colored (F2)		lamp protected against explosion
	ceiling thickness in mm		luminaire part to be colored (F3)		blown glass using traditional methods by master glass blower
	ceiling thickness selection		luminaire part to be colored (F4)		acoustic material
	dimnable DP (phase), DV (0-10V), DD (dali), DS (step-dim)		luminaire part to be colored (F5)		protection class I, protection insulation
	included or excluded LED driver/transformer/control gear		color of 3-circuit adaptor		protection class II, protection insulation
	separately switchable		indirect diffuser		ETL Certified to UL and CSA Standards
	sensor		direct diffuser		UL Certified to UL and CSA Standards
	remote control		ball-proof (upon request)		CSA Certified to UL and CSA Standards
	available upon request		accessory		Certified for North American Standards

IP RATING

	protected against ingress of solid bodies greater than 12.5mm (finger)
	protected against ingress of solid bodies greater than 2.5mm protected against sprays of water up to 60 degrees from the vertical (rain)
	protected against ingress of solid bodies greater than 1mm (wire) no protection against the ingress of moisture
	protected against ingress of solid bodies greater than 1mm (wire) protected against sprays of water up to 60 degrees from the vertical (rain)
	protected against ingress of solid bodies greater than 1mm (wire) protected against water splashed from all directions
	protected against limited ingress of dust (wet rooms/covered outdoor areas) protected against water splashed from all directions
	protected against ingress of dust protected against jets of water
	protected against ingress of dust protected against powerful jets of water or heavy seas
	protected against ingress of dust protected against immersion of water between 15cm - 1m for 30 minutes
	protected against ingress of dust protected against immersion of water under pressure for long periods

IK RATING

	protected against 0.14 joules impact (equivalent to 0.25kg mass dropped from 56mm above the surface)
	protected against 0.2 joules impact (equivalent to 0.25kg mass dropped from 80mm above the surface)
	protected against 0.35 joules impact (equivalent to 0.25kg mass dropped from 140mm above the surface)
	protected against 0.5 joules impact (equivalent to 0.25kg mass dropped from 200mm above the surface)
	protected against 0.7 joules impact (equivalent to 0.25kg mass dropped from 280mm above the surface)
	protected against 1 joules impact (equivalent to 0.25kg mass dropped from 400mm above the surface)
	protected against 2 joules impact (equivalent to 0.5kg mass dropped from 400mm above the surface)
	protected against 5 joules impact (equivalent to 1.7kg mass dropped from 300mm above the surface)
	protected against 10 joules impact (equivalent to 5.0kg mass dropped from 200mm above the surface)
	protected against 20 joules impact (equivalent to 5.0kg mass dropped from 400mm above the surface)