


D131012- HUE SUSPENSION COLOR FINISH CHART

PROJECT
TYPE
NOTES
QUANTITY
DATE

Embossed White - EWH




Embossed Black - EBK



Metallic Anthracite - MAN



Coffee - COF



Purple Red - PRD




Silver Leaf - SLF



Gold Leaf - GLF



Copper Leaf - CLF



Bronze Leaf - BRL




Aluminum - ALU




Aluminum - ALU



Aluminum - ALU



Aluminum - ALU



Aluminum - ALU



Aluminum - ALU




Aluminum - ALU




Aluminum - ALU



Metallic Anthracite / Silver Leaf - MAS



Metallic Anthracite / Gold Leaf - MAD




Metallic Anthracite / Copper Leaf - MAC




Metallic Anthracite / Bronze Leaf - MAB



Coffee / Silver Leaf - COS



Coffee / Gold Leaf - CGO




Coffee / Copper Leaf - CCL



Coffee / Bronze Leaf - CBL



Purple Red / Silver Leaf - PRS



Purple Red / Gold Leaf - PRG



Purple Red / Copper Leaf - PRC



Purple Red / Bronze Leaf - PRB



Digital: Not all screens are calibrated the same, and therefore, colors will appear differently between screens.

Physical: When texture is involved, there will be variations in color, character and tone within a product series and between product families.