

PROJECT
TYPE
NOTES
QUANTITY
DATE

White/Aluminium - WAM



White/Anthracite - WAN




White/Gold Leaf - WGF




White/Copper Leaf - WCL



White/Pearl - WPW




Black/Aluminium - BKA




Black/Anthracite - BAN



Black/Gold Leaf - BGL



Black/Copper Leaf - BCL



Black/Pearl - BPW



**Digital:** Not all screens are calibrated the same, and therefore, colors will appear differently between screens.  
**Physical:** When texture is involved, there will be variations in color, character and tone within a product series and between product families.