

## PUNTO! SURFACE COLOR FINISH CHART

PROJECT \_\_\_\_\_


TYPE \_\_\_\_\_

NOTES \_\_\_\_\_


QUANTITY \_\_\_\_\_

DATE \_\_\_\_\_


Embossed White - EWH




Embossed Black - EBK



Metallic Anthracite - MAN




Coffee - COF




Purple Red - PRD




Silver Leaf - SLF




Gold Leaf - GLF



Copper Leaf - CLF



Bronze Leaf - BRL



Shiny Gold - GLD



**Digital:** Not all screens are calibrated the same, and therefore, colors will appear differently between screens.

**Physical:** When texture is involved, there will be variations in color, character and tone within a product series and between product families.

