

PROJECT

TYPE

NOTES

QUANTITY

DATE


Embossed White - EWH




Embossed Black - EBK



Metallic Anthracite - MAN




Coffee - COF



Purple Red - PRD




Silver Leaf - SLF




Gold Leaf - GLF



Copper Leaf - CLF



Bronze Leaf - BRL



Aluminum - ALU



Aluminum - ALU



Aluminum - ALU



Aluminum - ALU



Aluminum - ALU



Aluminum - ALU




Aluminum - ALU




Aluminum - ALU




Metallic Anthracite / Silver Leaf - MAS




Metallic Anthracite / Gold Leaf - MAD




Metallic Anthracite / Copper Leaf - MAC




Metallic Anthracite / Bronze Leaf - MAB



Coffee / Silver Leaf - COS




Coffee / Gold Leaf - CGO




Coffee / Copper Leaf - CCL




Coffee / Bronze Leaf - CBL




Purple Red / Silver Leaf - PRS




Purple Red / Gold Leaf - PRG




Purple Red / Copper Leaf - PRC



Purple Red / Bronze Leaf - PRB




Bronze Leaf/Matte Black - BFM



Bronze Leaf/White - BRW




Copper Leaf/Matte Black - CLM




Copper Leaf/White CLW - CLW




Gold Leaf/Matte Black - GLM




Gold Leaf/White - GLW




Matte Black - MBK




Silver Leaf/Matte Black - SLM



Silver Leaf/White - SLW



White - WHI



D