



PROJECT _____
 TYPE _____
 NOTES _____
 QUANTITY _____
 DATE _____

STENDIMI SURFACE COLOR FINISH CHART

Bronze Leaf/Matte Black - BFM



Bronze Leaf - BRL




Bronze Leaf/White - BRW



Copper Leaf - CLF



Copper Leaf/Matte Black - CLM




Copper Leaf/White CLW - CLW




Gold Leaf - GLF




Gold Leaf/Matte Black - GLM




Gold Leaf/White - GLW




Matte Black - MBK



Silver Leaf - SLF




Silver Leaf/Matte Black - SLM



Silver Leaf/White - SLW



White - WHI



Digital: Not all screens are calibrated the same, and therefore, colors will appear differently between screens.
Physical: When texture is involved, there will be variations in color, character and tone within a product series and between product families.

