

IMAGINE SQUARE TRIMLESS

A35404-

| | | | | | |
|-------------|----------------|----------------------|-----------------------|------------------------|----------------------|
| base number | LED Dimming | Color Temperature | Finishes (Diamond) | Finishes (Triangle) | Finishes (Circle) |
|-------------|----------------|----------------------|-----------------------|------------------------|----------------------|

1. To build a product code in our configurator select the specify button on the base model # product page
2. To build a manual product code on this datasheet choose from the options listed below in blue font and add the suffix to the base model #

GENERAL

| |
|----------------------------|
| Series: Imagine |
| Subseries: Imagine Square |
| Brand: Prolicht |
| Division: Architectural |
| Mounting Type: Trimless |
| Mounting Location: Ceiling |
| Subcategory: Spots |

PHYSICAL

| |
|---|
| Shape: Square |
| Length (mm): 220 |
| Length (in): 8 11⁄16 |
| Width (mm): 220 |
| Width (in): 8 11⁄16 |
| Height (mm): 174 |
| Height (in): 6 7⁄8 |
| Ceiling Thickness (mm): 10 / 12.5 / 15 / 25 / 30 |
| Ceiling Thickness (in): 3⁄8 or 1⁄2 or 9⁄16 or 1 or 1 3⁄16 |
| Min. Recessing Depth (mm): 145 |
| Min. Recessing Depth (in): 5 11⁄16 |
| Light Distribution: Adjustable / Direct |
| Weight (kg): 2.253 |
| Weight (lbs): 4.96 |
| Fixture Finish: SSR / BKV / CWI / CRY / HAB / LAG / UFT / ITA / RUA / RUR / MIC / FTG / MYG / TWT / LOD / PUS / FRO / FUP / KIA / POP / BLS / SPG / MEY / GOH / GUM / CHC / COM / ABZ / JAG |
| Fixture Material: Aluminum Die Cast |
| Cut-out Measurements: 225mm / 8 7⁄8" x 225mm / 8 7⁄8" |
| Upon Request: Unique Sizes |

ELECTRICAL

| |
|---|
| Lamp Type: LED (Zhaga Standard) |
| Input Wattage (W): 13.2 (2700K) / 16.5 |
| Total Output Wattage (W): 12 (2700K) / 15 |
| Dimming: Tri-Mode (Non-Dimming and Phase Dimming (120Vac only) and 0-10V Dimming) |
| Driver Included: No |
| Driver Location: Recessed Housing |
| Driver Type: Constant Current - Universal |
| Driver Class: Class 2 |
| Housing: See components |
| Input Voltage (V): 120 - 277 |
| Constant Current (MA): 350 |

LED

| |
|--|
| Number of LEDs: 1 |
| Color Temperature (°K): 2700 / 3000 / 3500 / 4000 |
| Max. Delivered Lumen (lm): 870 / 970 / 1038 / 1060 |
| CRI: >90 CRI |
| Lamp Life (hrs): 50000 |
| Upon Request: Special Color Temperature |

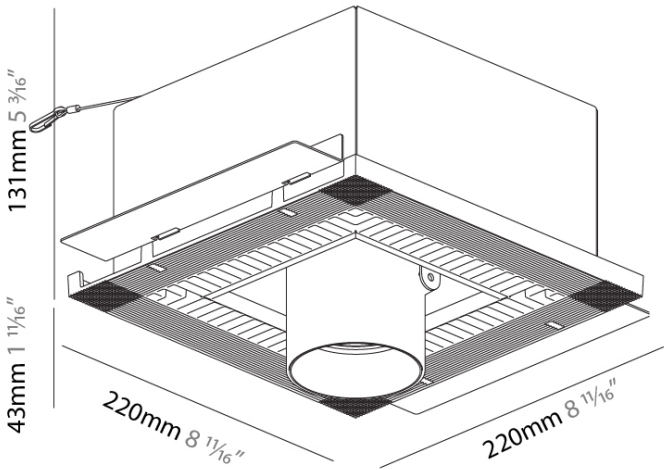

OPTICAL

| |
|--|
| Reflector°: 10 |
| Adjustability: Rotational 355°; Tilt 45° |
| Upon Request: Special Beam Angles |

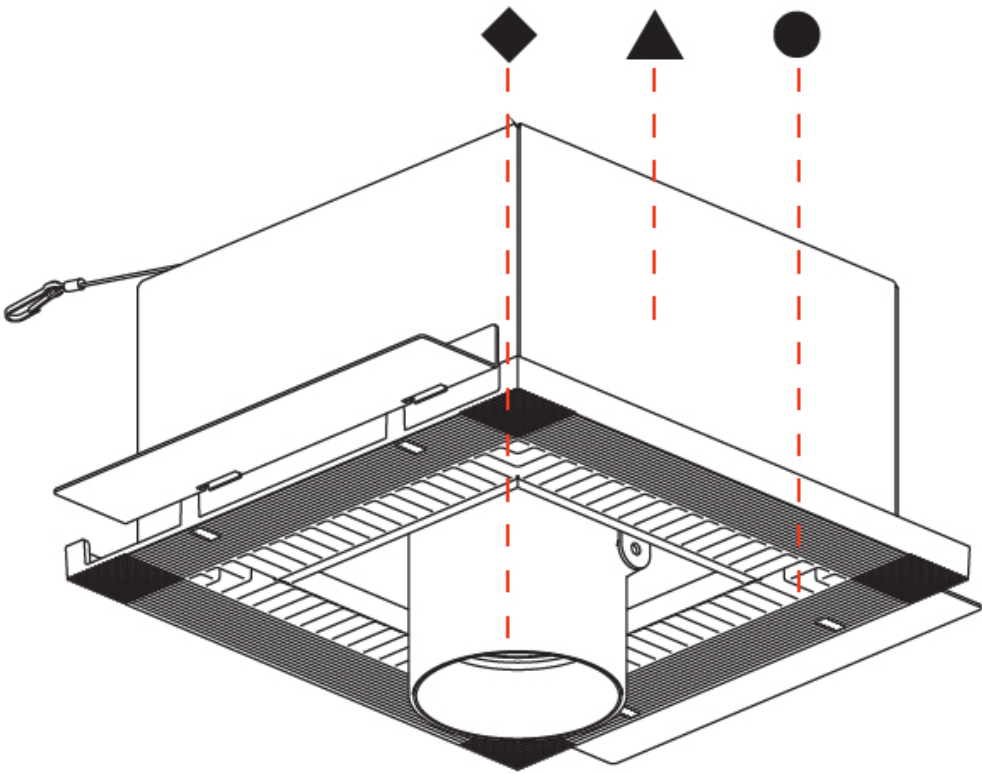
RATINGS AND CERTIFICATIONS

| |
|--|
| Certified By: Certified for North American Standards |
|--|

| |
|-----------|
| PROJECT |
| TYPE |
| SPECIFIER |
| QUANTITY |
| DATE |



| |
|-----------|
| PROJECT |
| TYPE |
| SPECIFIER |
| QUANTITY |
| DATE |



PROJECT

TYPE

SPECIFIER

QUANTITY

DATE

Fixture Finish

| | | | | | |
|--|---|---|---|--|--|
| Sparkling Silver - 01 (SSR)  | Black Velvet - 02 (BKV)  | Crystal White - 03 (CWI)  | Creamy - 04 (CRY)  | Hampton Bay - 05 (HAB)  | Lagoon - 06 (LAG)  |
| Urban Forest - 07 (UFT)  | In the Army - 08 (ITA)  | Rusty Angel - 09 (RUA)  | Rusty Rush - 10 (RUR)  | Milk and Chocolate - 11 (MIC)  | Fade to Gray - 12 (FTG)  |
| Mysterious Gray - 13 (MYG)  | Twilight - 14 (TWT)  | Lost Dream - 15 (LOD)  | Purple Sky - 16 (PUS)  | Fresh Oh - 17 (FRO)  | Funky P. - 18 (FUP)  |
| Kissing Aphrodite - 19 (KIA)  | Poseidon's Paradise - 20 (POP)  | Blue Sky - 21 (BLS)  | Spring Green - 22 (SPG)  | Mellow Yellow - 23 (MEY)  | Golden Heart - 24 (GOH)  |
| Gun Metal - 25 (GUM)  | Champagne Cream - 26 (CHC)  | Copper Mine - 27 (COM)  | Ancient Bronze - 28 (ABZ)  | Jazz Gold - 29 (JAG)  | |

Digital: Not all screens are calibrated the same, and therefore, colors will appear differently between screens.
Physical: When texture is involved, there will be variations in color, character and tone within a product series and between product families.
Gun Metal: No Gun Metal finish is alike. It combines a mixture of transparent and black color particles which ensures a highly individual effect and no luminaire being identical.
Champagne Cream, Copper Mine, Ancient Bronze + Jazz Gold: These finishes have slight fading from specific powder coating production. Each luminaire will slightly vary.



LEGEND

| | | | | | |
|--|---|--|--|--|--|
| | floor-mounted | | pivotal | | special LED (upon request) RGB, RGBW, tunable, gold+, meat+, art+, fashion+ |
| | wall and ceiling: recessed and surface mounted | | rotating | | warm dim / natural dimming LED |
| | ceiling-mounted and wall-mounted | | illuminate tilted | | rechargeable battery powered |
| | wall-mounted | | color of suspension cable | | fixture with natural vivid LED (upon request) |
| | omni-directional light distribution | | length of suspension cable | | color rendering index |
| | direct light distribution | | reflector degree selection | | color temperature |
| | direct/indirect light distribution | | super spot | | lumen (luminous flux) |
| | indirect light distribution | | lens | | efficacy (lumens per watt) |
| | asymmetric light distribution | | lens pack | | Unified Glare Rating (UGR) range from 5-40 |
| | aura light distribution | | shine ring | | marine grade (AISI 316 stainless steel) |
| | round wall or ceiling cut-out | | integrated shine ring with diffuser | | walk on |
| | square wall or ceiling cut-out | | free individual colors 01-29 | | drive on |
| | the supplied jig specifies the cutout dimensions | | individual colors: 00 (free of charge), 01-25 (extra charge) | | Dark Sky Compliance |
| | minimum distance (meters) lamp - object | | luminaire part to be colored (F1) | | Americans with Disabilities Act (less than 4" off the wall located between 27"-84" from floor) |
| | recessed depth | | luminaire part to be colored (F2) | | lamp protected against explosion |
| | ceiling thickness in mm | | luminaire part to be colored (F3) | | blown glass using traditional methods by master glass blower |
| | ceiling thickness selection | | luminaire part to be colored (F4) | | acoustic material |
| | dimmable DP (phase), DV (0-10V), DD (dali), DS (step-dim) | | luminaire part to be colored (F5) | | protection class I, protection insulation |
| | included or excluded LED driver/transformer/control gear | | color of 3-circuit adaptor | | protection class II, protection insulation |
| | separately switchable | | indirect diffuser | | ETL Certified to UL and CSA Standards |
| | sensor | | direct diffuser | | UL Certified to UL and CSA Standards |
| | remote control | | ball-proof (upon request) | | CSA Certified to UL and CSA Standards |
| | available upon request | | accessory | | Certified for North American Standards |

IP RATING

| | |
|--|--|
| | protected against ingress of solid bodies greater than 12.5mm (finger) |
| | protected against ingress of solid bodies greater than 2.5mm protected against sprays of water up to 60 degrees from the vertical (rain) |
| | protected against ingress of solid bodies greater than 1mm (wire) no protection against the ingress of moisture |
| | protected against ingress of solid bodies greater than 1mm (wire) protected against sprays of water up to 60 degrees from the vertical (rain) |
| | protected against ingress of solid bodies greater than 1mm (wire) protected against water splashed from all directions |
| | protected against limited ingress of dust (wet rooms/covered outdoor areas) protected against water splashed from all directions |
| | protected against ingress of dust protected against jets of water |
| | protected against ingress of dust protected against powerful jets of water or heavy seas |
| | protected against ingress of dust protected against immersion of water between 15cm - 1m for 30 minutes |
| | protected against ingress of dust protected against immersion of water under pressure for long periods |

IK RATING

| | |
|--|---|
| | protected against 0.14 joules impact (equivalent to 0.25kg mass dropped from 56mm above the surface) |
| | protected against 0.2 joules impact (equivalent to 0.25kg mass dropped from 80mm above the surface) |
| | protected against 0.35 joules impact (equivalent to 0.25kg mass dropped from 140mm above the surface) |
| | protected against 0.5 joules impact (equivalent to 0.25kg mass dropped from 200mm above the surface) |
| | protected against 0.7 joules impact (equivalent to 0.25kg mass dropped from 280mm above the surface) |
| | protected against 1 joules impact (equivalent to 0.25kg mass dropped from 400mm above the surface) |
| | protected against 2 joules impact (equivalent to 0.5kg mass dropped from 400mm above the surface) |
| | protected against 5 joules impact (equivalent to 1.7kg mass dropped from 300mm above the surface) |
| | protected against 10 joules impact (equivalent to 5.0kg mass dropped from 200mm above the surface) |
| | protected against 20 joules impact (equivalent to 5.0kg mass dropped from 400mm above the surface) |