

BRIDGE SINGLE SURFACE

D92111

base number

PROJECT
TYPE
SPECIFIER
QUANTITY
DATE

1. To build a product code in our configurator select the specify button on the base model # product page
2. To build a manual product code on this datasheet choose from the options listed below in blue font and add the suffix to the base model #

GENERAL

Series: Bridge

Subseries: Bridge Single

Brand: Milan

Division: Design

Mounting Type: Surface

Mounting Location: Ceiling

Subcategory: Spots

PHYSICAL

Shape: Rectangle

Length (mm): 120

Length (in): 4 3/4

Width (mm): 100

Width (in): 3 15/16

Extension (mm): 142

Extension (in): 5 9/16

Light Distribution: Adjustable / Direct

Weight (kg): 0.5

Weight (lbs): 1.2

Fixture Finish: WHI

Fixture Material: Aluminum

ELECTRICAL

Lamp Type: LED

Total Output Wattage (W): 10

Dimming: Tri-Mode (Non-Dimming and Phase Dimming (120Vac only) and 0-10V Dimming)

Driver Included: Yes

Driver Location: External

Driver Type: Constant Current - 120 / 277Vac

Driver Class: Class 2

Housing: ENCP3

Input Voltage (V): 120 - 277

Constant Current (MA): 350

LED

Number of LEDs: 1

Color Temperature (°K): 3000

Max. Delivered Lumen (lm): 1010

CRI: >80 CRI

Lamp Life (hrs): 50000

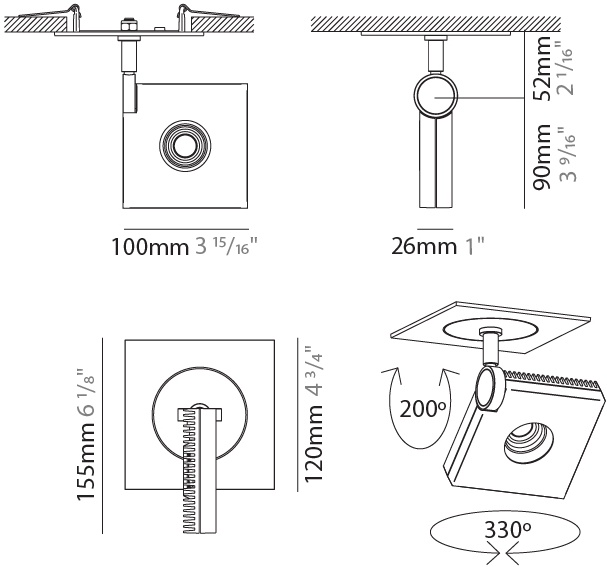
OPTICAL

Reflector°: 50

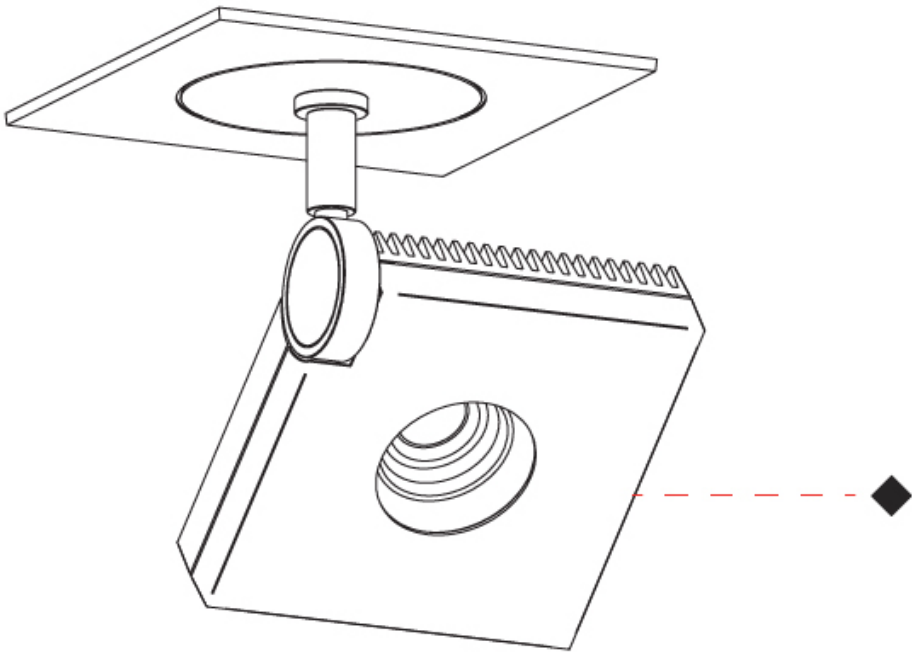
RATINGS AND CERTIFICATIONS

Certified By: CSA Certified to UL and CSA Standards

IP rating: IP20



PROJECT	
TYPE	
SPECIFIER	
QUANTITY	
DATE	



BRIDGE SINGLE RECESSED

D92116

base number

- 1. To build a product code in our configurator select the specify button on the base model # product page
- 2. To build a manual product code on this datasheet choose from the options listed below in blue font and add the suffix to the base model #

GENERAL

Series: Bridge
Subseries: Bridge Single
Brand: Milan
Division: Design
Mounting Type: Recessed
Mounting Location: Ceiling
Subcategory: Spots

PHYSICAL

Shape: Round
Diameter (mm): 120
Diameter (in): 4 3/4
Height (mm): 60
Height (in): 2 3/8
Light Distribution: Adjustable / Direct
Weight (kg): 0.5
Weight (lbs): 1.2
Fixture Finish: WHI
Fixture Material: Aluminum

ELECTRICAL

Number of Lamps: 1
Lamp Type: LED
Max. Wattage Per Lamp (W): 10
Dimming: Non-Dimmable
Driver Included: Yes
Driver Location: External
Driver Type: Constant Current
Driver Class: Class 2
Input Voltage (V): 120
Constant Current (mA): 350
Upon Request: Dimming option available upon request

LED

Number of LEDs: 1
Color Temperature (°K): 3000
Max. Delivered Lumen (lm): 1010
CRI: >80 CRI
Lamp Life (hrs): 50000

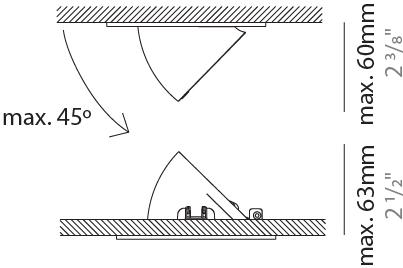
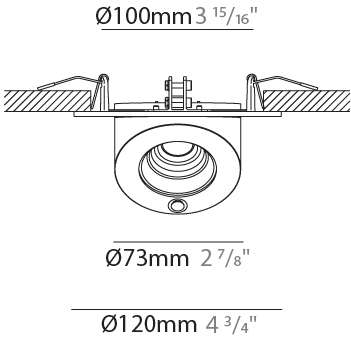
OPTICAL

Reflector°: 50

RATINGS AND CERTIFICATIONS

Certified By: CSA Certified to UL and CSA Standards
IP rating: IP20

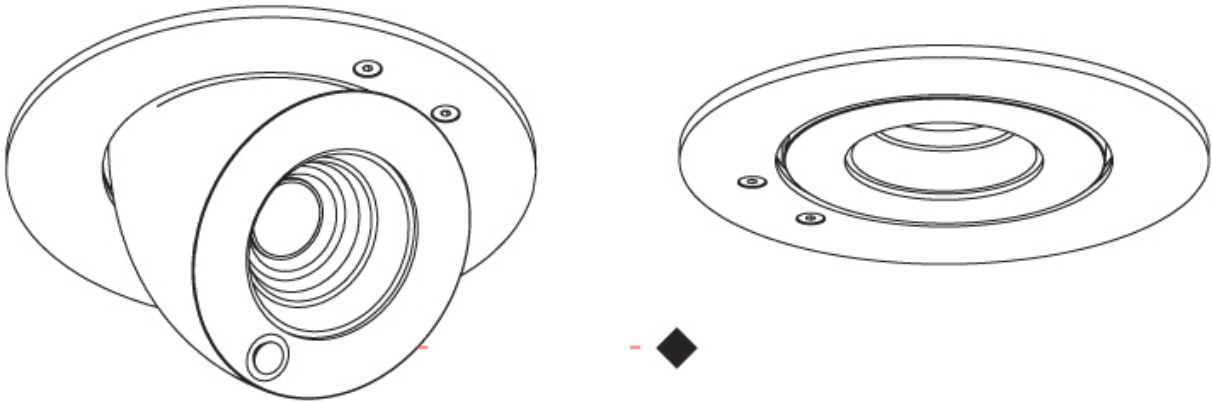
PROJECT
TYPE
SPECIFIER
QUANTITY
DATE



BRIDGE SINGLE RECESSED

D92116

PROJECT
TYPE
SPECIFIER
QUANTITY
DATE



BRIDGE SINGLE RECESSED

D92117

base number

- 1. To build a product code in our configurator select the specify button on the base model # product page
- 2. To build a manual product code on this datasheet choose from the options listed below in blue font and add the suffix to the base model #

GENERAL

Series: Bridge

Subseries: Bridge Single

Brand: Milan

Division: Design

Mounting Type: Recessed

Mounting Location: Ceiling

Subcategory: Downlight

PHYSICAL

Shape: Round

Diameter (mm): 120

Diameter (in): 4 3/4

Height (mm): 40

Height (in): 1 9/16

Light Distribution: Adjustable / Direct

Weight (kg): 0.5

Weight (lbs): 1.2

Fixture Finish: WHI

Fixture Material: Aluminum

ELECTRICAL

Number of Lamps: 1

Lamp Type: LED

Max. Wattage Per Lamp (W): 10

Dimming: Non-Dimmable

Driver Included: Yes

Driver Location: External

Driver Type: Constant Current

Driver Class: Class 2

Input Voltage (V): 120

Constant Current (MA): 350

Upon Request: Dimming option available upon request

LED

Number of LEDs: 1

Color Temperature (°K): 3000

Max. Delivered Lumen (lm): 1010

CRI: >80 CRI

Lamp Life (hrs): 50000

OPTICAL

Reflector°: 50

RATINGS AND CERTIFICATIONS

Certified By: CSA Certified to UL and CSA Standards

IP rating: IP20

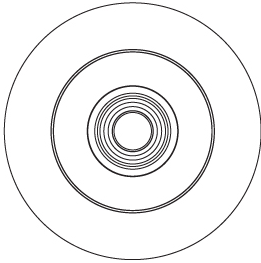
PROJECT

TYPE

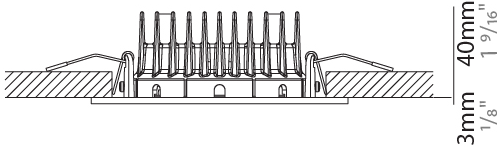
SPECIFIER

QUANTITY

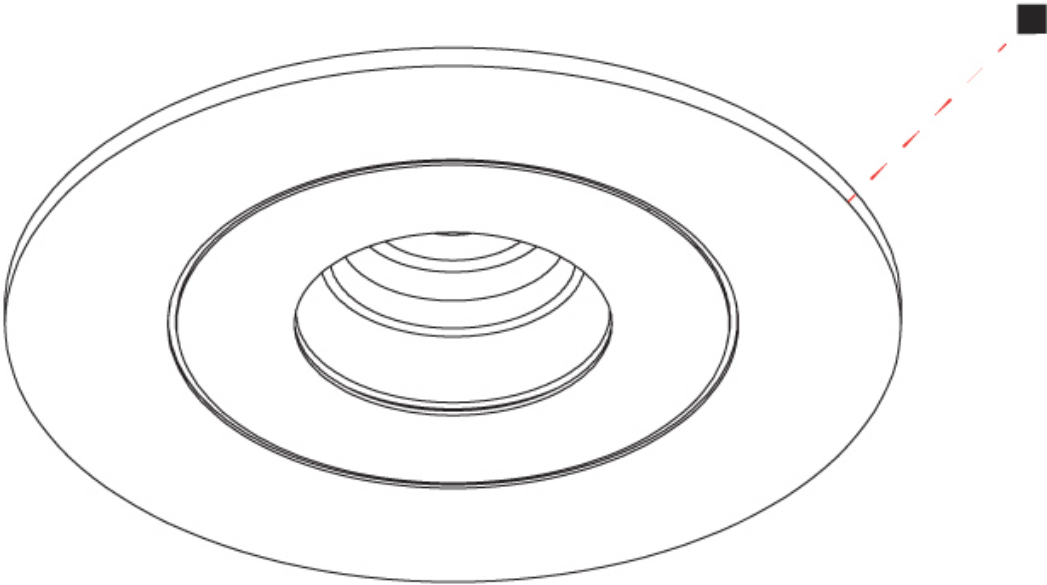
DATE



Ø120mm 4 3/4"



PROJECT	
TYPE	
SPECIFIER	
QUANTITY	
DATE	



BRIDGE SINGLE TRACK

D96043

base number

1. To build a product code in our configurator select the specify button on the base model # product page
2. To build a manual product code on this datasheet choose from the options listed below in blue font and add the suffix to the base model #

GENERAL

Series: Bridge
Subseries: Bridge Single
Brand: Milan
Division: Design
Mounting Type: Track
Mounting Location: Ceiling
Subcategory: Spots

PHYSICAL

Shape: Square
Width (mm): 107
Width (in): 4 3/16
Height (mm): 167
Height (in): 6 9/16
Light Distribution: Adjustable / Direct
Fixture Finish: WHI
Fixture Material: Aluminum

ELECTRICAL

Number of Lamps: 1
Lamp Type: LED
Total Output Wattage (W): 10
Dimming: Non-Dimmable
Driver Included: Yes
Driver Location: Integrated
Driver Type: Constant Current
Driver Class: Class 2
Input Voltage (V): 120

LED

Number of LEDs: 1
Color Temperature (°K): 3000
Max. Delivered Lumen (lm): 1010
CRI: >80 CRI
Lamp Life (hrs): 50000

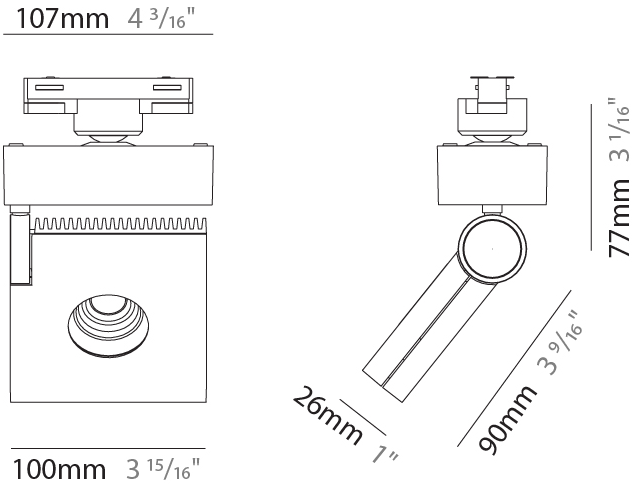
OPTICAL

Reflector°: 50

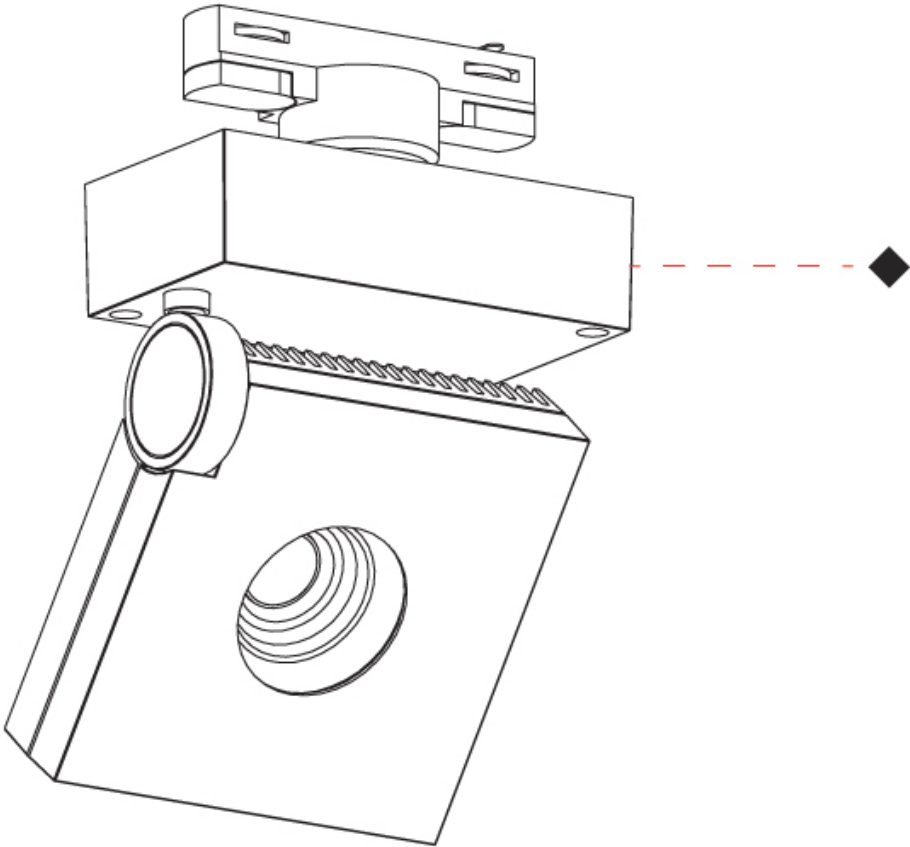
RATINGS AND CERTIFICATIONS

Certified By: Certified for North American Standards
IP rating: IP20

PROJECT
TYPE
SPECIFIER
QUANTITY
DATE



PROJECT
TYPE
SPECIFIER
QUANTITY
DATE



PROJECT
TYPE
SPECIFIER
QUANTITY
DATE

Fixture Finish

White - WHI



Digital: Not all screens are calibrated the same, and therefore, colors will appear differently between screens.
Physical: When texture is involved, there will be variations in color, character and tone within a product series and between product families.



PROJECT
TYPE
SPECIFIER
QUANTITY
DATE

LEGEND

	floor-mounted		pivotal		special LED (upon request) RGB, RGBW, tunable, gold+, meat+, art+, fashion+
	wall and ceiling: recessed and surface mounted		rotating		warm dim / natural dimming LED
	ceiling-mounted and wall-mounted		illuminate tilted		rechargeable battery powered
	wall-mounted		color of suspension cable		fixture with natural vivid LED (upon request)
	omni-directional light distribution		length of suspension cable		color rendering index
	direct light distribution		reflector degree selection		color temperature
	direct/indirect light distribution		super spot		lumen (luminous flux)
	indirect light distribution		lens		efficacy (lumens per watt)
	asymmetric light distribution		lens pack		Unified Glare Rating (UGR) range from 5-40
	aura light distribution		shine ring		marine grade (AISI 316 stainless steel)
	round wall or ceiling cut-out		integrated shine ring with diffuser		walk on
	square wall or ceiling cut-out		free individual colors 01-29		drive on
	the supplied jig specifies the cutout dimensions		individual colors: 00 (free of charge), 01-25 (extra charge)		Dark Sky Compliance
	minimum distance (meters) lamp - object		luminaire part to be colored (F1)		Americans with Disabilities Act (less than 4" off the wall located between 27"-84" from floor)
	recessed depth		luminaire part to be colored (F2)		lamp protected against explosion
	ceiling thickness in mm		luminaire part to be colored (F3)		blown glass using traditional methods by master glass blower
	ceiling thickness selection		luminaire part to be colored (F4)		acoustic material
	dimmable DP (phase), DV (0-10V), DD (dali), DS (step-dim)		luminaire part to be colored (F5)		protection class I, protection insulation
	included or excluded LED driver/transformer/control gear		color of 3-circuit adaptor		protection class II, protection insulation
	separately switchable		indirect diffuser		ETL Certified to UL and CSA Standards
	sensor		direct diffuser		UL Certified to UL and CSA Standards
	remote control		ball-proof (upon request)		CSA Certified to UL and CSA Standards
	available upon request		accessory		Certified for North American Standards

IP RATING

	protected against ingress of solid bodies greater than 12.5mm (finger)
	protected against ingress of solid bodies greater than 2.5mm protected against sprays of water up to 60 degrees from the vertical (rain)
	protected against ingress of solid bodies greater than 1mm (wire) no protection against the ingress of moisture
	protected against ingress of solid bodies greater than 1mm (wire) protected against sprays of water up to 60 degrees from the vertical (rain)
	protected against ingress of solid bodies greater than 1mm (wire) protected against water splashed from all directions
	protected against limited ingress of dust (wet rooms/covered outdoor areas) protected against water splashed from all directions
	protected against ingress of dust protected against jets of water
	protected against ingress of dust protected against powerful jets of water or heavy seas
	protected against ingress of dust protected against immersion of water between 15cm - 1m for 30 minutes
	protected against ingress of dust protected against immersion of water under pressure for long periods

IK RATING

	protected against 0.14 joules impact (equivalent to 0.25kg mass dropped from 56mm above the surface)
	protected against 0.2 joules impact (equivalent to 0.25kg mass dropped from 80mm above the surface)
	protected against 0.35 joules impact (equivalent to 0.25kg mass dropped from 140mm above the surface)
	protected against 0.5 joules impact (equivalent to 0.25kg mass dropped from 200mm above the surface)
	protected against 0.7 joules impact (equivalent to 0.25kg mass dropped from 280mm above the surface)
	protected against 1 joules impact (equivalent to 0.25kg mass dropped from 400mm above the surface)
	protected against 2 joules impact (equivalent to 0.5kg mass dropped from 400mm above the surface)
	protected against 5 joules impact (equivalent to 1.7kg mass dropped from 300mm above the surface)
	protected against 10 joules impact (equivalent to 5.0kg mass dropped from 200mm above the surface)
	protected against 20 joules impact (equivalent to 5.0kg mass dropped from 400mm above the surface)