

DAU SINGLE SURFACE

D92014-

base number Finish Options

PROJECT
TYPE
SPECIFIER
QUANTITY
DATE

1. To build a product code in our configurator select the specify button on the base model # product page
2. To build a manual product code on this datasheet choose from the options listed below in blue font and add the suffix to the base model #

GENERAL

Series: Dau

Subseries: Dau Single

Brand: Milan

Division: Design

Mounting Type: Surface

Mounting Location: Ceiling

Subcategory: Downlight

PHYSICAL

Shape: Cube

Length (mm): 80

Length (in): 3 1/8

Width (mm): 80

Width (in): 3 1/8

Height (mm): 87

Height (in): 3 7/16

Light Distribution: Direct

Weight (kg): 0.82

Weight (lbs): 1.81

Fixture Finish: BAL / MWL / BSL

Fixture Material: Extruded Aluminum

ELECTRICAL

Number of Lamps: 1

Lamp Type: LED Retrofit

Lamp Shape: MR16

Bulb Included: Bulb Not Included

Max. Wattage Per Lamp (W): 4

Lamp Base: GU10

Input Voltage (V): 120

LED

OPTICAL

RATINGS AND CERTIFICATIONS

Certified By: Certified for North American Standards

IP rating: IP20



PROJECT	
TYPE	
SPECIFIER	
QUANTITY	
DATE	



DAU SINGLE SURFACE

D92019-

base number Finish
Options

- 1. To build a product code in our configurator select the specify button on the base model # product page
- 2. To build a manual product code on this datasheet choose from the options listed below in blue font and add the suffix to the base model #

GENERAL

Series: Dau
Subseries: Dau Single
Brand: Milan
Division: Design
Mounting Type: Surface
Subcategory: Spots

PHYSICAL

Shape: Cube
Length (mm): 80
Length (in): 3 1/8
Width (mm): 83
Width (in): 3 1/4
Height (mm): 80
Height (in): 3 1/8
Max. Overall Height (mm): 160
Max. Overall Height (in): 6 5/16
Light Distribution: Adjustable / Direct
Weight (kg): 0.82
Weight (lbs): 1.81
Fixture Finish: BAL / MWL / BSL
Fixture Material: Extruded Aluminum

ELECTRICAL

Number of Lamps: 1
Lamp Type: LED Retrofit
Lamp Shape: MR16
Bulb Included: Bulb Not Included
Max. Wattage Per Lamp (W): 4
Lamp Base: GU10
Input Voltage (V): 120

LED

OPTICAL

RATINGS AND CERTIFICATIONS

Certified By: Certified for North American Standards
IP rating: IP20

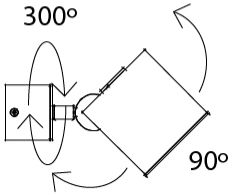
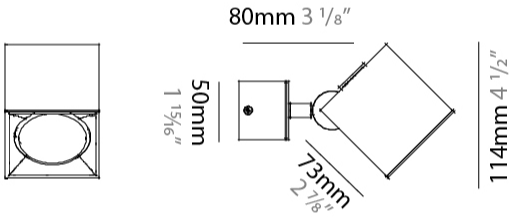
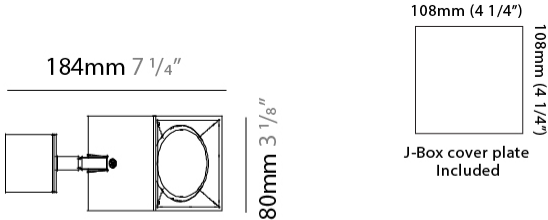
PROJECT _____

TYPE _____

SPECIFIER _____

QUANTITY _____

DATE _____



PROJECT	
TYPE	
SPECIFIER	
QUANTITY	
DATE	



DAU SINGLE SURFACE

D93041-

base number Finish Options

- 1. To build a product code in our configurator select the specify button on the base model # product page
- 2. To build a manual product code on this datasheet choose from the options listed below in blue font and add the suffix to the base model #

GENERAL

Series: Dau
Subseries: Dau Single
Brand: Milan
Division: Design
Mounting Type: Surface
Mounting Location: Wall
Subcategory: Up/Down Light

PHYSICAL

Length (mm): 80
Length (in): 3 1/8
Height (mm): 80
Depth (mm): 101
Height (in): 3 1/8
Depth (in): 4
Extension (mm): 101
Extension (in): 4
Light Distribution: Direct / Indirect
Weight (kg): 0.82
Weight (lbs): 1.81
Fixture Finish: BAL / MWL / BSL
Fixture Material: Extruded Aluminum

ELECTRICAL

Number of Lamps: 1
Lamp Type: LED Retrofit
Lamp Shape: T4
Bulb Included: Bulb Not Included
Max. Wattage Per Lamp (W): 3.5
Lamp Base: G9
Input Voltage (V): 120Vac Direct Line

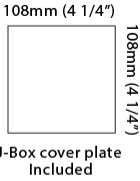
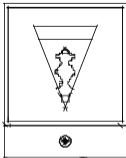
LED

OPTICAL

RATINGS AND CERTIFICATIONS


Certified By: Certified for North American Standards
IP rating: IP20

PROJECT
TYPE
SPECIFIER
QUANTITY
DATE

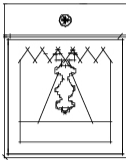
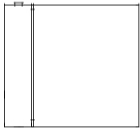


80mm 3 1/8"

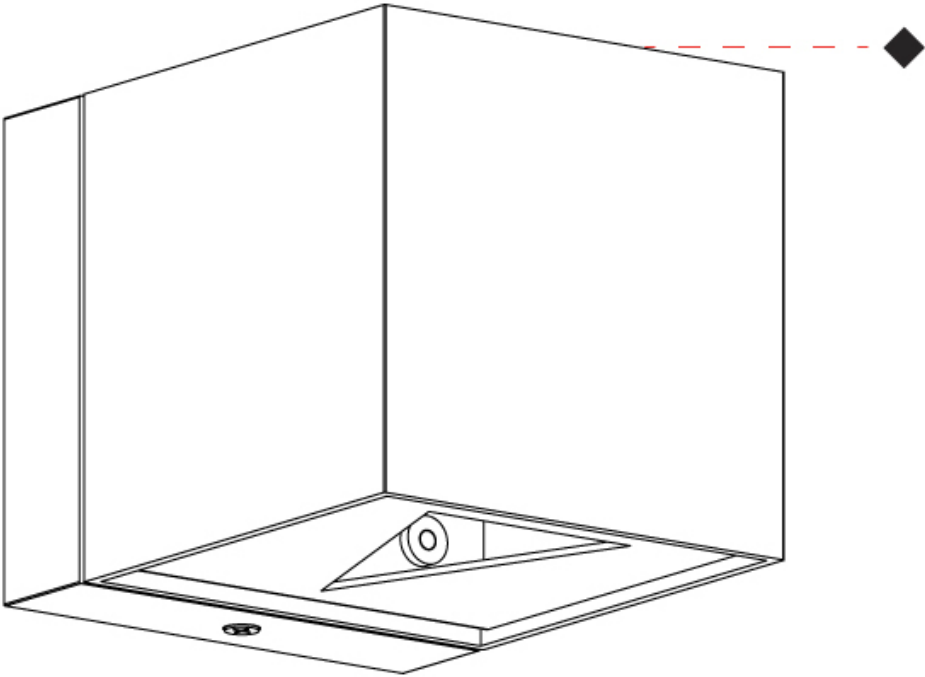
101mm 4"



80mm 3 1/8"



PROJECT	
TYPE	
SPECIFIER	
QUANTITY	
DATE	



DAU SINGLE COVERED SURFACE

D93081-

base number Finish Options

PROJECT
TYPE
SPECIFIER
QUANTITY
DATE

- 1.To build a product code in our configurator select the specify button on the base model # product page
2. To build a manual product code on this datasheet choose from the options listed below in blue font and add the suffix to the base model #

GENERAL

Series: Dau

Subseries: Dau Single Covered

Brand: Milan

Division: Design

Mounting Type: Surface

Mounting Location: Wall

Subcategory: Downlight

PHYSICAL

Shape: Cube

Length (mm): 80

Length (in): 3 1/8

Height (mm): 84

Depth (mm): 101

Height (in): 3 1/3

Depth (in): 4

Extension (mm): 101

Extension (in): 4

Light Distribution: Direct

Weight (kg): 0.82

Weight (lbs): 1.81

Fixture Finish: BAL / MWL / BSL

Fixture Material: Extruded Aluminum

ELECTRICAL

Number of Lamps: 1

Lamp Type: LED Retrofit

Lamp Shape: MR16

Bulb Included: Bulb Not Included

Max. Wattage Per Lamp (W): 4

Lamp Base: GU10

Input Voltage (V): 120Vac Direct Line

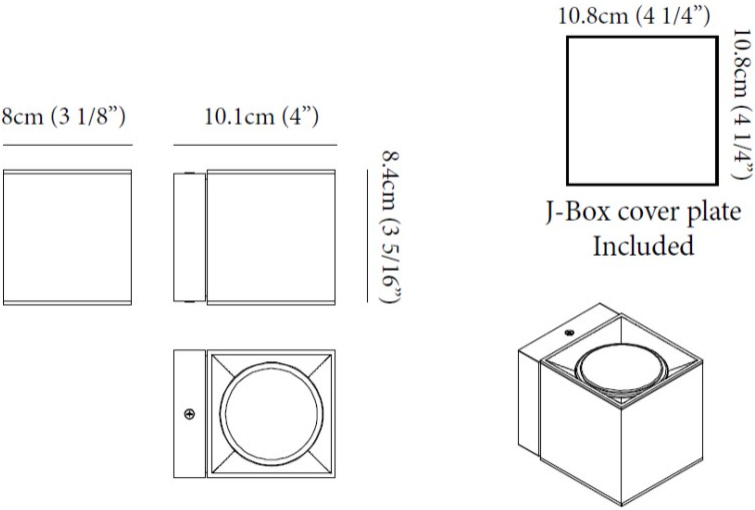
LED

OPTICAL

RATINGS AND CERTIFICATIONS

Certified By: Certified for North American Standards

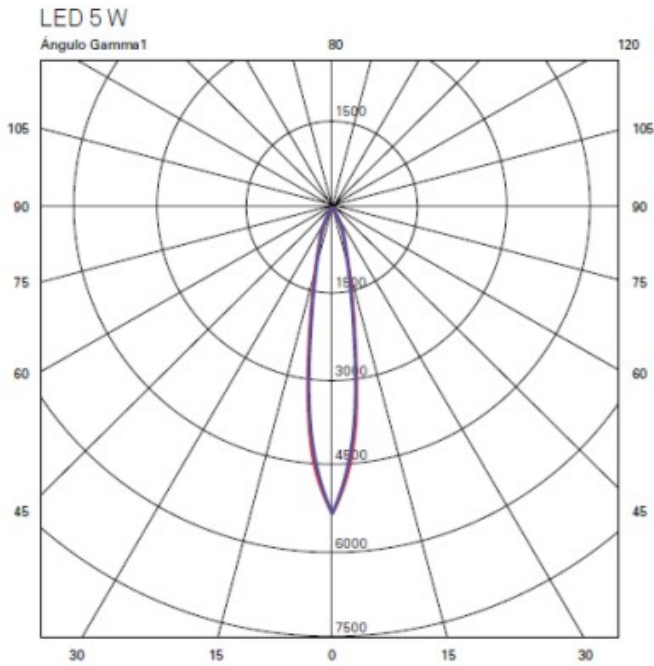
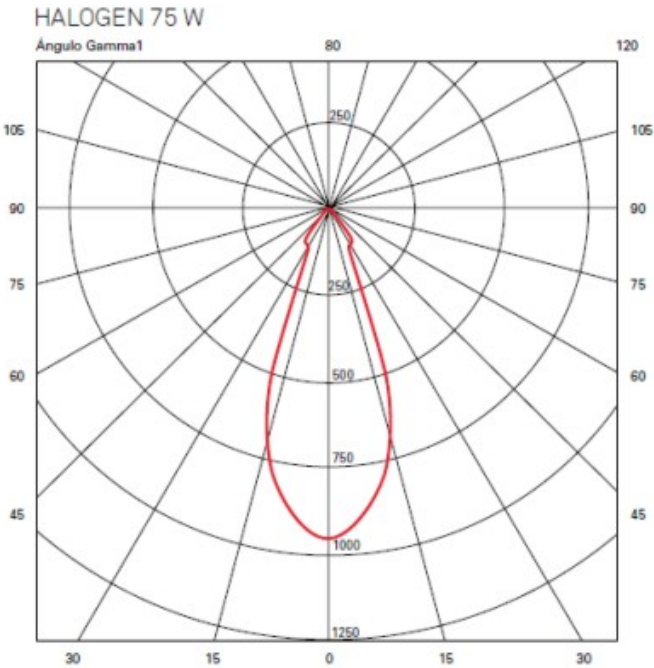
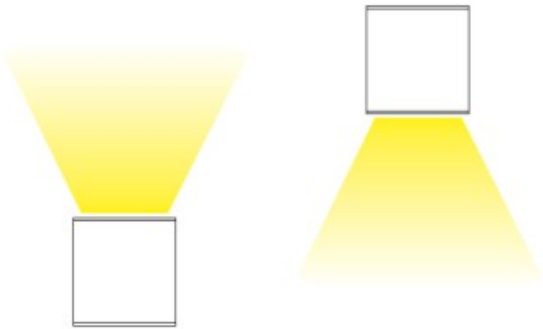
IP rating: IP20



DAU SINGLE COVERED SURFACE

D93081-

PROJECT	
TYPE	
SPECIFIER	
QUANTITY	
DATE	



PROJECT
TYPE
SPECIFIER
QUANTITY
DATE

Fixture Finish



Digital: Not all screens are calibrated the same, and therefore, colors will appear differently between screens.
Physical: When texture is involved, there will be variations in color, character and tone within a product series and between product families.



PROJECT
TYPE
SPECIFIER
QUANTITY
DATE

LEGEND

	floor-mounted		pivotal		special LED (upon request) RGB, RGBW, tunable, gold+, meat+, art+, fashion+
	wall and ceiling: recessed and surface mounted		rotating		warm dim / natural dimming LED
	ceiling-mounted and wall-mounted		illuminate tilted		rechargeable battery powered
	wall-mounted		color of suspension cable		fixture with natural vivid LED (upon request)
	omni-directional light distribution		length of suspension cable		color rendering index
	direct light distribution		reflector degree selection		color temperature
	direct/indirect light distribution		super spot		lumen (luminous flux)
	indirect light distribution		lens		efficacy (lumens per watt)
	asymmetric light distribution		lens pack		Unified Glare Rating (UGR) range from 5-40
	aura light distribution		shine ring		marine grade (AISI 316 stainless steel)
	round wall or ceiling cut-out		integrated shine ring with diffuser		walk on
	square wall or ceiling cut-out		free individual colors 01-29		drive on
	the supplied jig specifies the cutout dimensions		individual colors: 00 (free of charge), 01-25 (extra charge)		Dark Sky Compliance
	minimum distance (meters) lamp - object		luminaire part to be colored (F1)		Americans with Disabilities Act (less than 4" off the wall located between 27"-84" from floor)
	recessed depth		luminaire part to be colored (F2)		lamp protected against explosion
	ceiling thickness in mm		luminaire part to be colored (F3)		blown glass using traditional methods by master glass blower
	ceiling thickness selection		luminaire part to be colored (F4)		acoustic material
	dimmable DP (phase), DV (0-10V), DD (dali), DS (step-dim)		luminaire part to be colored (F5)		protection class I, protection insulation
	included or excluded LED driver/transformer/control gear		color of 3-circuit adaptor		protection class II, protection insulation
	separately switchable		indirect diffuser		ETL Certified to UL and CSA Standards
	sensor		direct diffuser		UL Certified to UL and CSA Standards
	remote control		ball-proof (upon request)		CSA Certified to UL and CSA Standards
	available upon request		accessory		Certified for North American Standards

IP RATING

	protected against ingress of solid bodies greater than 12.5mm (finger)
	protected against ingress of solid bodies greater than 2.5mm protected against sprays of water up to 60 degrees from the vertical (rain)
	protected against ingress of solid bodies greater than 1mm (wire) no protection against the ingress of moisture
	protected against ingress of solid bodies greater than 1mm (wire) protected against sprays of water up to 60 degrees from the vertical (rain)
	protected against ingress of solid bodies greater than 1mm (wire) protected against water splashed from all directions
	protected against limited ingress of dust (wet rooms/covered outdoor areas) protected against water splashed from all directions
	protected against ingress of dust protected against jets of water
	protected against ingress of dust protected against powerful jets of water or heavy seas
	protected against ingress of dust protected against immersion of water between 15cm - 1m for 30 minutes
	protected against ingress of dust protected against immersion of water under pressure for long periods

IK RATING

	protected against 0.14 joules impact (equivalent to 0.25kg mass dropped from 56mm above the surface)
	protected against 0.2 joules impact (equivalent to 0.25kg mass dropped from 80mm above the surface)
	protected against 0.35 joules impact (equivalent to 0.25kg mass dropped from 140mm above the surface)
	protected against 0.5 joules impact (equivalent to 0.25kg mass dropped from 200mm above the surface)
	protected against 0.7 joules impact (equivalent to 0.25kg mass dropped from 280mm above the surface)
	protected against 1 joules impact (equivalent to 0.25kg mass dropped from 400mm above the surface)
	protected against 2 joules impact (equivalent to 0.5kg mass dropped from 400mm above the surface)
	protected against 5 joules impact (equivalent to 1.7kg mass dropped from 300mm above the surface)
	protected against 10 joules impact (equivalent to 5.0kg mass dropped from 200mm above the surface)
	protected against 20 joules impact (equivalent to 5.0kg mass dropped from 400mm above the surface)