

DISCO SURFACE

D82006

base number

- 1. To build a product code in our configurator select the specify button on the base model # product page
- 2. To build a manual product code on this datasheet choose from the options listed below in blue font and add the suffix to the base model #

GENERAL

Series: Disco

Brand: Panzeri

Division: Design

Mounting Type: Surface

Mounting Location: Ceiling

Subcategory: Ambient

PHYSICAL

Shape: Abstract

Diameter (mm): 300

Diameter (in): 11 13/16

Height (mm): 90

Height (in): 3 9/16

Light Distribution: Direct

Weight (kg): 1.37

Weight (lbs): 3.02

Diffuser: Matte White Blown Glass

Fixture Finish: WHI

Fixture Material: Glass / Aluminum

ELECTRICAL

Number of Lamps: 1

Lamp Type: LED Retrofit / CFL

Bulb Included: Bulb Not Included

Max. Wattage Per Lamp (W): 7 / 15

Lamp Base: E26

Input Voltage (V): 120

Upon Request: 277Vac / GU24

LED

OPTICAL

RATINGS AND CERTIFICATIONS

Certified By: Certified for North American Standards

IP rating: IP20

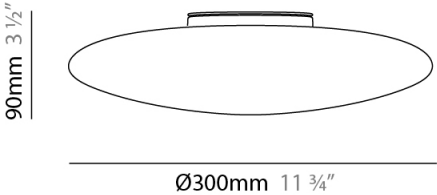
PROJECT

TYPE

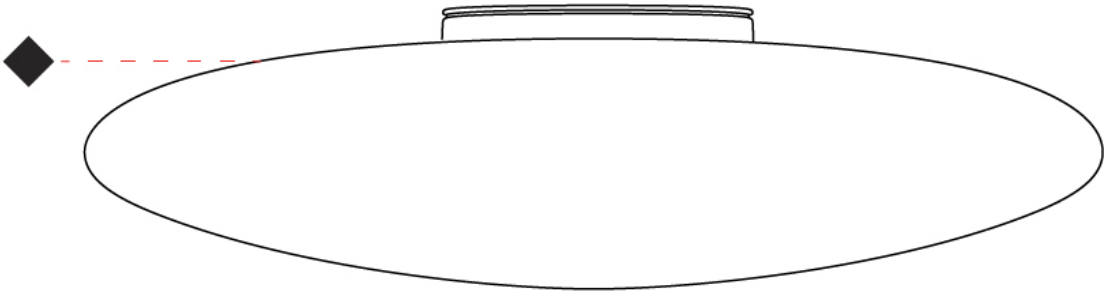
SPECIFIER

QUANTITY

DATE



| | |
|-----------|--|
| PROJECT | |
| TYPE | |
| SPECIFIER | |
| QUANTITY | |
| DATE | |



DISCO SURFACE

D82007

base number

- 1. To build a product code in our configurator select the specify button on the base model # product page
- 2. To build a manual product code on this datasheet choose from the options listed below in blue font and add the suffix to the base model #

GENERAL

Series: Disco

Brand: Panzeri

Division: Design

Mounting Type: Surface

Mounting Location: Ceiling

Subcategory: Ambient

PHYSICAL

Shape: Abstract

Diameter (mm): 400

Diameter (in): 15 3/4

Height (mm): 100

Height (in): 3 15/16

Light Distribution: Direct

Weight (kg): 2.63

Weight (lbs): 5.79

Diffuser: Matte White Blown Glass

Fixture Finish: WHI

Fixture Material: Glass / Aluminum

ELECTRICAL

Number of Lamps: 2

Lamp Type: LED Retrofit / CFL

Bulb Included: Bulb Not Included

Max. Wattage Per Lamp (W): 7 / 15

Lamp Base: E26

Input Voltage (V): 120

Upon Request: 277Vac / GU24

LED

OPTICAL

RATINGS AND CERTIFICATIONS

Certified By: Certified for North American Standards

IP rating: IP20

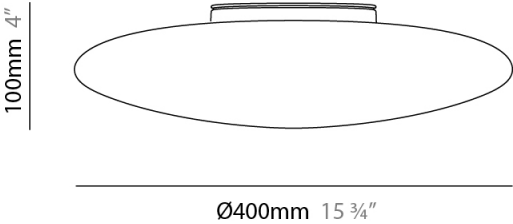
PROJECT

TYPE

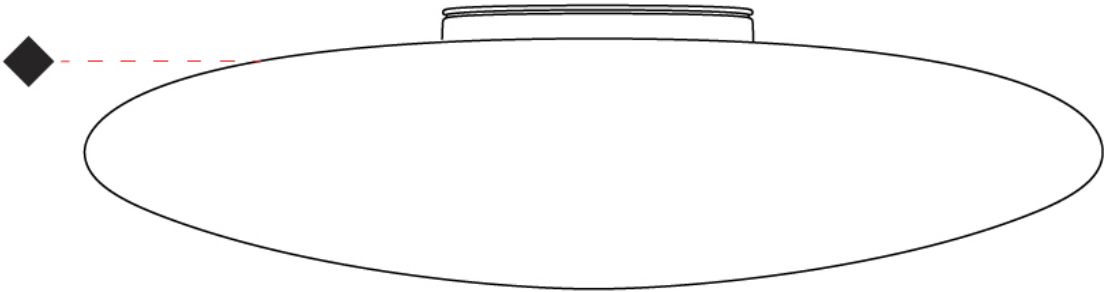
SPECIFIER

QUANTITY

DATE



| | |
|-----------|--|
| PROJECT | |
| TYPE | |
| SPECIFIER | |
| QUANTITY | |
| DATE | |



DISCO SURFACE

D82008

base number

- 1. To build a product code in our configurator select the specify button on the base model # product page
- 2. To build a manual product code on this datasheet choose from the options listed below in blue font and add the suffix to the base model #

GENERAL

Series: Disco

Brand: Panzeri

Division: Design

Mounting Type: Surface

Mounting Location: Ceiling

Subcategory: Ambient

PHYSICAL

Shape: Abstract

Diameter (mm): 500

Diameter (in): 19 11/16

Height (mm): 160

Height (in): 6 3/16

Light Distribution: Direct

Weight (kg): 3.99

Weight (lbs): 8.79

Diffuser: Matte White Blown Glass

Fixture Finish: WHI

Fixture Material: Glass / Aluminum

ELECTRICAL

Number of Lamps: 2

Lamp Type: LED Retrofit / CFL

Bulb Included: Bulb Not Included

Max. Wattage Per Lamp (W): 7 / 15

Lamp Base: E26

Input Voltage (V): 120

Upon Request: 277Vac / GU24

LED

OPTICAL

RATINGS AND CERTIFICATIONS

Certified By: Certified for North American Standards

IP rating: IP20

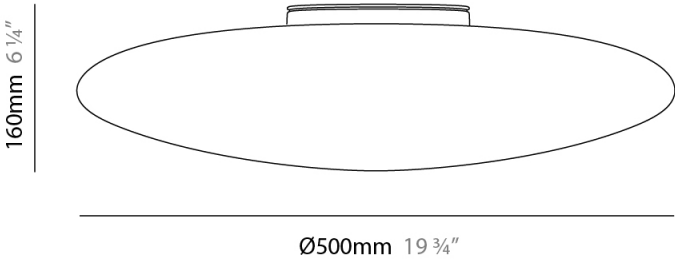
PROJECT

TYPE

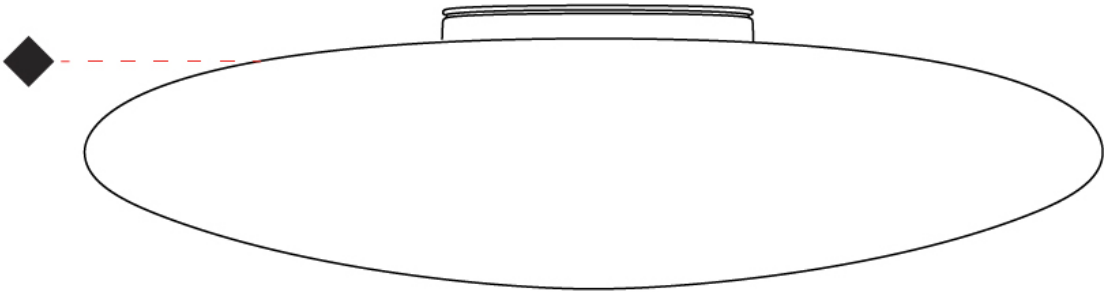
SPECIFIER

QUANTITY

DATE



| | |
|-----------|--|
| PROJECT | |
| TYPE | |
| SPECIFIER | |
| QUANTITY | |
| DATE | |



| |
|-----------|
| PROJECT |
| TYPE |
| SPECIFIER |
| QUANTITY |
| DATE |

Fixture Finish

White - WHI



Digital: Not all screens are calibrated the same, and therefore, colors will appear differently between screens.
Physical: When texture is involved, there will be variations in color, character and tone within a product series and between product families.













| |
|-----------|
| PROJECT |
| TYPE |
| SPECIFIER |
| QUANTITY |
| DATE |











LEGEND

| | | | | | |
|--|---|---|--|---|--|
|  | floor-mounted |  | pivotal |  | special LED (upon request) RGB, RGBW, tunable, gold+, meat+, art+, fashion+ |
|  | wall and ceiling: recessed and surface mounted |  | rotating |  | warm dim / natural dimming LED |
|  | ceiling-mounted and wall-mounted |  | illuminate tilted |  | rechargeable battery powered |
|  | wall-mounted |  | color of suspension cable |  | fixture with natural vivid LED (upon request) |
|  | omni-directional light distribution |  | length of suspension cable |  | color rendering index |
|  | direct light distribution |  | reflector degree selection |  | color temperature |
|  | direct/indirect light distribution |  | super spot |  | lumen (luminous flux) |
|  | indirect light distribution |  | lens |  | efficacy (lumens per watt) |
|  | asymmetric light distribution |  | lens pack |  | Unified Glare Rating (UGR) range from 5-40 |
|  | aura light distribution |  | shine ring |  | marine grade (AISI 316 stainless steel) |
|  | round wall or ceiling cut-out |  | integrated shine ring with diffuser |  | walk on |
|  | square wall or ceiling cut-out |  | free individual colors 01-29 |  | drive on |
|  | the supplied jig specifies the cutout dimensions |  | individual colors: 00 (free of charge), 01-25 (extra charge) |  | Dark Sky Compliance |
|  | minimum distance (meters) lamp - object |  | luminaire part to be colored (F1) |  | Americans with Disabilities Act (less than 4" off the wall located between 27"-84" from floor) |
|  | recessed depth |  | luminaire part to be colored (F2) |  | lamp protected against explosion |
|  | ceiling thickness in mm |  | luminaire part to be colored (F3) |  | blown glass using traditional methods by master glass blower |
|  | ceiling thickness selection |  | luminaire part to be colored (F4) |  | acoustic material |
|  | dimmable DP (phase), DV (0-10V), DD (dali), DS (step-dim) |  | luminaire part to be colored (F5) |  | protection class I, protection insulation |
|  | included or excluded LED driver/transformer/control gear |  | color of 3-circuit adaptor |  | protection class II, protection insulation |
|  | separately switchable |  | indirect diffuser |  | ETL Certified to UL and CSA Standards |
|  | sensor |  | direct diffuser |  | UL Certified to UL and CSA Standards |
|  | remote control |  | ball-proof (upon request) |  | CSA Certified to UL and CSA Standards |
|  | available upon request |  | accessory |  | Certified for North American Standards |

IP RATING

| | |
|---|--|
|  | protected against ingress of solid bodies greater than 12.5mm (finger) |
|  | protected against ingress of solid bodies greater than 2.5mm protected against sprays of water up to 60 degrees from the vertical (rain) |
|  | protected against ingress of solid bodies greater than 1mm (wire) no protection against the ingress of moisture |
|  | protected against ingress of solid bodies greater than 1mm (wire) protected against sprays of water up to 60 degrees from the vertical (rain) |
|  | protected against ingress of solid bodies greater than 1mm (wire) protected against water splashed from all directions |
|  | protected against limited ingress of dust (wet rooms/covered outdoor areas) protected against water splashed from all directions |
|  | protected against ingress of dust protected against jets of water |
|  | protected against ingress of dust protected against powerful jets of water or heavy seas |
|  | protected against ingress of dust protected against immersion of water between 15cm - 1m for 30 minutes |
|  | protected against ingress of dust protected against immersion of water under pressure for long periods |

IK RATING

| | |
|---|---|
|  | protected against 0.14 joules impact (equivalent to 0.25kg mass dropped from 56mm above the surface) |
|  | protected against 0.2 joules impact (equivalent to 0.25kg mass dropped from 80mm above the surface) |
|  | protected against 0.35 joules impact (equivalent to 0.25kg mass dropped from 140mm above the surface) |
|  | protected against 0.5 joules impact (equivalent to 0.25kg mass dropped from 200mm above the surface) |
|  | protected against 0.7 joules impact (equivalent to 0.25kg mass dropped from 280mm above the surface) |
|  | protected against 1 joules impact (equivalent to 0.25kg mass dropped from 400mm above the surface) |
|  | protected against 2 joules impact (equivalent to 0.5kg mass dropped from 400mm above the surface) |
|  | protected against 5 joules impact (equivalent to 1.7kg mass dropped from 300mm above the surface) |
|  | protected against 10 joules impact (equivalent to 5.0kg mass dropped from 200mm above the surface) |
|  | protected against 20 joules impact (equivalent to 5.0kg mass dropped from 400mm above the surface) |