

## ETEREA PORTABLE

### E9B151- -

base number                              
 Color            Temperature    Finish            Options

- To build a product code in our configurator select the specify button on the base model # product page
- To build a manual product code on this datasheet choose from the options listed below in blue font and add the suffix to the base model #

#### GENERAL

Series: Eterea  
 Brand: Platek  
 Division: Exterior  
 Mounting Type: Portable  
 Mounting Location: Floor  
 Subcategory: Floor

#### PHYSICAL

Shape: Rectangle  
 Length (mm): 216  
 Length (in): 8 1/2  
 Width (mm): 216  
 Width (in): 8 1/2  
 Height (mm): 455  
 Height (in): 17 15/16  
 Light Distribution: Direct  
 Weight (kg): 6.3  
 Weight (lbs): 13.8  
 Diffuser: Painted extraclear glass  
[Fixture Finish: WHI / ANT / COR](#)  
 Holder Finish: Chrome  
 Fixture Material: Stainless Steel  
 Cable Details: Supplied with one power supply cable 5m in length  
 Upon Request: Bolt Down

#### ELECTRICAL

Lamp Type: LED  
 Input Wattage (W): 17.5  
 Total Output Wattage (W): 16.5  
 Dimming: Non-Dimmable  
 Input Voltage (V): 120

#### LED

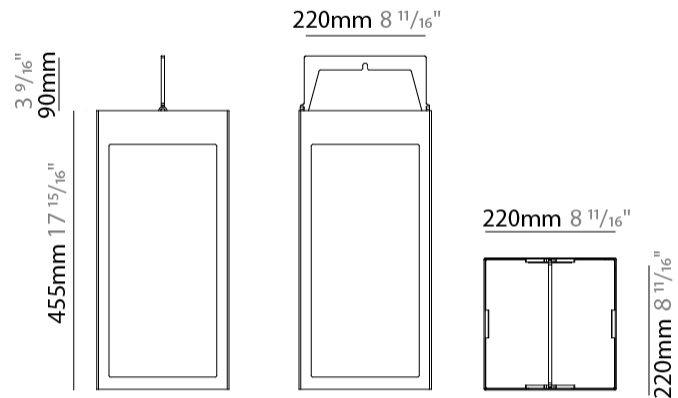
[Color Temperature \(°K\): 3000 / 4000](#)  
 Max. Delivered Lumen (lm): 735 / 765  
 Nominal Lumen (lm): 1550 / 1612  
 CRI: >80 CRI  
 Lamp Life (hrs): 60000

#### OPTICAL

Optic°: 114

#### RATINGS AND CERTIFICATIONS

Certified By: Certified for North American Standards  
 IP rating: IP65  
 IK Rating: IK08  
 Bug Rating: B0 U0 G0  
 Upon Request: Higher Maximum Ambient Temperature



## ETEREA PORTABLE

E9B151-

PROJECT

TYPE

SPECIFIER

QUANTITY

DATE



E

## ETEREA PORTABLE

### E9B224-

base number Finish  
Options

- To build a product code in our configurator select the specify button on the base model # product page
- To build a manual product code on this datasheet choose from the options listed below in blue font and add the suffix to the base model #

#### GENERAL

Series: Eterea  
 Brand: Platek  
 Division: Exterior  
 Mounting Type: Portable  
 Mounting Location: Table  
 Subcategory: Battery Operated

#### PHYSICAL

Shape: Rectangle  
 Length (mm): 150  
 Length (in): 5 <sup>7</sup>/<sub>8</sub>  
 Width (mm): 150  
 Width (in): 5 <sup>7</sup>/<sub>8</sub>  
 Height (mm): 300  
 Height (in): 11 <sup>13</sup>/<sub>16</sub>  
 Light Distribution: Direct  
 Weight (kg): 1.8  
 Weight (lbs): 4  
 Screws: No visible screws  
 Diffuser: Painted extraclear glass  
 Fixture Finish: [ANT](#) / [BLK](#) / [BRZ](#) / [COR](#) / [RSB](#) / [WHI](#)  
 Fixture Material: Stainless Steel  
 Cable Details: Supplied with one Micro USB power supply cable 1.2m in length  
 Upon Request: Bolt Down

#### ELECTRICAL

Lamp Type: LED  
 Input Wattage (W): 4.5  
 Total Output Wattage (W): 4.5  
 Dimming: Non-Dimmable  
 Input Voltage (V): 120

#### LED

Number of LEDs: 1  
 Color Temperature (°K): 3000  
 Max. Delivered Lumen (lm): 275  
 Nominal Lumen (lm): 450  
 CRI: >90 CRI  
 Lamp Life (hrs): 60000

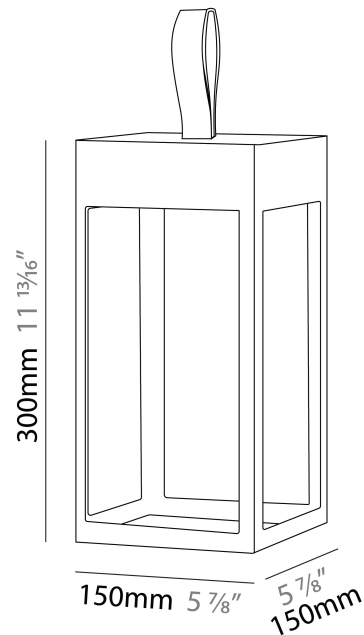
#### OPTICAL

Optic°: 100

#### RATINGS AND CERTIFICATIONS

Certified By: Certified for North American Standards  
 IP rating: IP65  
 IK Rating: IK07  
 Bug Rating: B0 U0 G0  
 Upon Request: Higher Maximum Ambient Temperature

PROJECT \_\_\_\_\_  
 TYPE \_\_\_\_\_  
 SPECIFIER \_\_\_\_\_  
 QUANTITY \_\_\_\_\_  
 DATE \_\_\_\_\_



## ETEREA PORTABLE

E9B224-

PROJECT \_\_\_\_\_

TYPE \_\_\_\_\_

SPECIFIER \_\_\_\_\_

QUANTITY \_\_\_\_\_

DATE \_\_\_\_\_



PROJECT \_\_\_\_\_  
 TYPE \_\_\_\_\_  
 SPECIFIER \_\_\_\_\_  
 QUANTITY \_\_\_\_\_  
 DATE \_\_\_\_\_

## ETEREA PORTABLE

### E9B268-

base number \_\_\_\_\_  
 Finish \_\_\_\_\_  
 Options \_\_\_\_\_

- To build a product code in our configurator select the specify button on the base model # product page
- To build a manual product code on this datasheet choose from the options listed below in blue font and add the suffix to the base model #

#### GENERAL

Series: Eterea \_\_\_\_\_  
 Brand: Platek \_\_\_\_\_  
 Division: Exterior \_\_\_\_\_  
 Mounting Type: Portable \_\_\_\_\_  
 Mounting Location: Table \_\_\_\_\_  
 Subcategory: Battery Operated \_\_\_\_\_

#### PHYSICAL

Shape: Rectangle \_\_\_\_\_  
 Length (mm): 216 \_\_\_\_\_  
 Length (in): 8 1/2 \_\_\_\_\_  
 Width (mm): 216 \_\_\_\_\_  
 Width (in): 8 1/2 \_\_\_\_\_  
 Height (mm): 455 \_\_\_\_\_  
 Height (in): 17 15/16 \_\_\_\_\_  
 Light Distribution: Direct \_\_\_\_\_  
 Weight (kg): 2.80 \_\_\_\_\_  
 Weight (lbs): 6.17 \_\_\_\_\_  
 Screws: No visible screws \_\_\_\_\_  
 Diffuser: Painted extraclear glass \_\_\_\_\_  
 Fixture Finish: [ANT](#) / [BLK](#) / [BRZ](#) / [COR](#) / [RSB](#) / [WHI](#) \_\_\_\_\_  
 Fixture Material: Stainless Steel \_\_\_\_\_  
 Cable Details: Supplied with one Micro USB power supply cable 1.2m in length \_\_\_\_\_  
 Upon Request: Bolt Down \_\_\_\_\_

#### ELECTRICAL

Lamp Type: LED \_\_\_\_\_  
 Input Wattage (W): 4.5 \_\_\_\_\_  
 Total Output Wattage (W): 4.5 \_\_\_\_\_  
 Dimming: Non-Dimmable \_\_\_\_\_  
 Input Voltage (V): 120 \_\_\_\_\_

#### LED

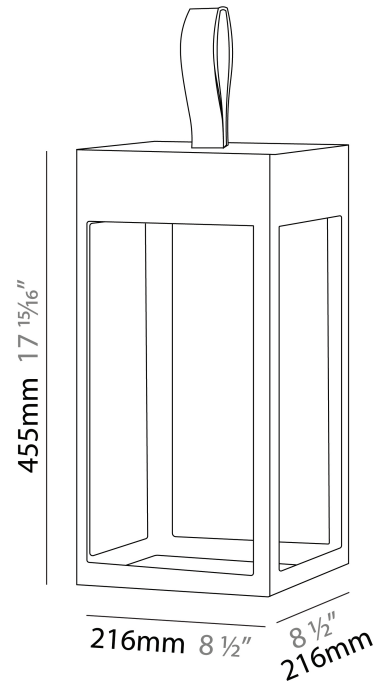
Number of LEDs: 1 \_\_\_\_\_  
 Color Temperature (°K): 3000 \_\_\_\_\_  
 Max. Delivered Lumen (lm): 275 \_\_\_\_\_  
 Nominal Lumen (lm): 450 \_\_\_\_\_  
 CRI: >90 CRI \_\_\_\_\_  
 Lamp Life (hrs): 60000 \_\_\_\_\_

#### OPTICAL

Optic°: 100 \_\_\_\_\_

#### RATINGS AND CERTIFICATIONS

Certified By: Certified for North American Standards \_\_\_\_\_  
 IP rating: IP65 \_\_\_\_\_  
 IK Rating: IK07 \_\_\_\_\_  
 Bug Rating: B0 U0 G0 \_\_\_\_\_  
 Upon Request: Higher Maximum Ambient Temperature \_\_\_\_\_



## ETEREA PORTABLE

E9B268-

PROJECT \_\_\_\_\_

TYPE \_\_\_\_\_

SPECIFIER \_\_\_\_\_

QUANTITY \_\_\_\_\_

DATE \_\_\_\_\_




PROJECT	_____
TYPE	_____
SPECIFIER	_____
QUANTITY	_____
DATE	_____

### Fixture Finish

White - WHI



Anthracite - ANT




Corten - COR



Black - BLK



Bronze - BRZ



### Holder Finish

**Digital:** Not all screens are calibrated the same, and therefore, colors will appear differently between screens.

**Physical:** When texture is involved, there will be variations in color, character and tone within a product series and between product families.













PROJECT	
TYPE	
SPECIFIER	
QUANTITY	
DATE	











### LEGEND

 floor-mounted	 pivotable	 special LED (upon request) RGB, RGBW, tunable, gold+, meat+, art+, fashion+
 wall and ceiling: recessed and surface mounted	 rotating	 warm dim / natural dimming LED
 ceiling-mounted and wall-mounted	 illuminate tilted	 rechargeable battery powered
 wall-mounted	 color of suspension cable	 fixture with natural vivid LED (upon request)
 omni-directional light distribution	 length of suspension cable	 color rendering index
 direct light distribution	 reflector degree selection	 color temperature
 direct/indirect light distribution	 super spot	 lumen (luminous flux)
 indirect light distribution	 lens	 efficacy (lumens per watt)
 asymmetric light distribution	 lens pack	 Unified Glare Rating (UGR) range from 5-40
 aura light distribution	 shine ring	 marine grade (AISI 316 stainless steel)
 round wall or ceiling cut-out	 integrated shine ring with diffuser	 walk on
 square wall or ceiling cut-out	 free individual colors 01-29	 drive on
 the supplied jig specifies the cutout dimensions	 individual colors: 00 (free of charge), 01-25 (extra charge)	 Dark Sky Compliance
 minimum distance (meters) lamp - object	 luminaire part to be colored (F1)	 Americans with Disabilities Act (less than 4" off the wall located between 27"-84" from floor)
 recessed depth	 luminaire part to be colored (F2)	 lamp protected against explosion
 ceiling thickness in mm	 luminaire part to be colored (F3)	 blown glass using traditional methods by master glass blower
 ceiling thickness selection	 luminaire part to be colored (F4)	 acoustic material
 dimmable DP (phase), DV (0-10V), DD (dali), DS (step-dim)	 luminaire part to be colored (F5)	 protection class I, protection insulation
 included or excluded LED driver/transformer/control gear	 color of 3-circuit adaptor	 protection class II, protection insulation
 separately switchable	 indirect diffuser	 ETL Certified to UL and CSA Standards
 sensor	 direct diffuser	 UL Certified to UL and CSA Standards
 remote control	 ball-proof (upon request)	 CSA Certified to UL and CSA Standards
 available upon request	 accessory	 Certified for North American Standards

### IP RATING

 IP20	protected against ingress of solid bodies greater than 12.5mm (finger)
 IP33	protected against ingress of solid bodies greater than 2.5mm protected against sprays of water up to 60 degrees from the vertical (rain)
 IP40	protected against ingress of solid bodies greater than 1mm (wire) no protection against the ingress of moisture
 IP43	protected against ingress of solid bodies greater than 1mm (wire) protected against sprays of water up to 60 degrees from the vertical (rain)
 IP44	protected against ingress of solid bodies greater than 1mm (wire) protected against water splashed from all directions
 IP54	protected against limited ingress of dust (wet rooms/covered outdoor areas) protected against water splashed from all directions
 IP65	protected against ingress of dust protected against jets of water
 IP66	protected against ingress of dust protected against powerful jets of water or heavy seas
 IP67	protected against ingress of dust protected against immersion of water between 15cm - 1m for 30 minutes
 IP68	protected against ingress of dust protected against immersion of water under pressure for long periods

### IK RATING

 IK01	protected against 0.14 joules impact (equivalent to 0.25kg mass dropped from 56mm above the surface)
 IK02	protected against 0.2 joules impact (equivalent to 0.25kg mass dropped from 80mm above the surface)
 IK03	protected against 0.35 joules impact (equivalent to 0.25kg mass dropped from 140mm above the surface)
 IK04	protected against 0.5 joules impact (equivalent to 0.25kg mass dropped from 200mm above the surface)
 IK05	protected against 0.7 joules impact (equivalent to 0.25kg mass dropped from 280mm above the surface)
 IK06	protected against 1 joules impact (equivalent to 0.25kg mass dropped from 400mm above the surface)
 IK07	protected against 2 joules impact (equivalent to 0.5kg mass dropped from 400mm above the surface)
 IK08	protected against 5 joules impact (equivalent to 1.7kg mass dropped from 300mm above the surface)
 IK09	protected against 10 joules impact (equivalent to 5.0kg mass dropped from 200mm above the surface)
 IK10	protected against 20 joules impact (equivalent to 5.0kg mass dropped from 400mm above the surface)