

## EXCENTRICA SUSPENSION

### D51020-

base number            Finish             
Options           

- To build a product code in our configurator select the specify button on the base model # product page
- To build a manual product code on this datasheet choose from the options listed below in blue font and add the suffix to the base model #

#### GENERAL

Series: Excentrica  
 Partner: Fambuena  
 Division: Design  
 Installation: Suspension  
 Product Type: Pendant  
 Mounting Location: Ceiling  
 Light Distribution: Direct

#### PHYSICAL

Shape: Cylinder  
 Diameter (mm): 400  
 Diameter (in): 15 <sup>3</sup>/<sub>4</sub>  
 Height (mm): 240  
 Height (in): 9 <sup>7</sup>/<sub>16</sub>  
 Max. Overall Height (mm): 2240  
 Max. Overall Height (in): 88 <sup>3</sup>/<sub>16</sub>  
 Diffuser: Cotton Shade  
 Fixture Finish: WHI / BLK / BRA  
 Fixture Material: Metal  
 Cable Details: Cable length 2000mm / 79"

#### ELECTRICAL

Number of Lamps: 1  
 Lamp Type: LED Retrofit  
 Lamp Shape: A19  
 Bulb Included: Bulb Not Included  
 Max. Wattage Per Lamp (W): 7  
 Lamp Base: E26  
 Input Voltage (V): 120  
 Upon Request: 277Vac / GU24

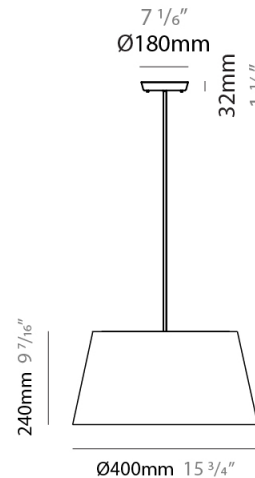
#### LED

#### OPTICAL

#### RATINGS AND CERTIFICATIONS

Certified By: Certified for North American Standards  
 IP rating: IP20

PROJECT	_____
TYPE	_____
SPECIFIER	_____
QUANTITY	_____
DATE	_____



## EXCENTRICA SUSPENSION

D51020-

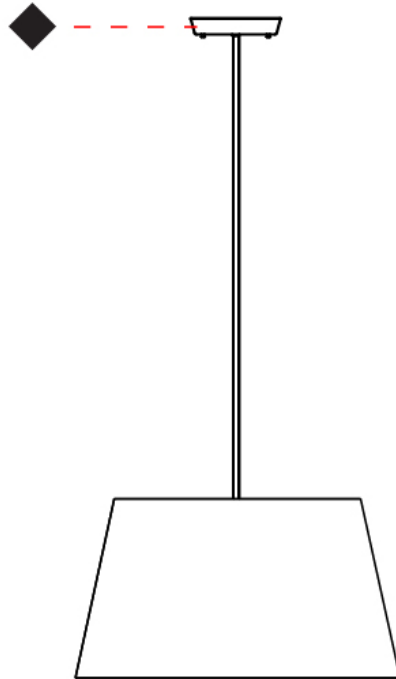
PROJECT

TYPE

SPECIFIER

QUANTITY

DATE



## EXCENTRICA SUSPENSION

### D51021-

base number            Finish             
Options           

- To build a product code in our configurator select the specify button on the base model # product page
- To build a manual product code on this datasheet choose from the options listed below in blue font and add the suffix to the base model #

#### GENERAL

Series: Excentrica  
 Partner: Fambuena  
 Division: Design  
 Installation: Suspension  
 Product Type: Pendant  
 Mounting Location: Ceiling  
 Light Distribution: Direct

#### PHYSICAL

Shape: Cylinder  
 Diameter (mm): 650  
 Diameter (in): 25 <sup>9</sup>/<sub>16</sub>"  
 Height (mm): 650  
 Height (in): 25 <sup>9</sup>/<sub>16</sub>"  
 Max. Overall Height (mm): 2650  
 Max. Overall Height (in): 104 <sup>5</sup>/<sub>16</sub>"  
 Diffuser: Cotton Shade  
 Fixture Finish: WHI / BLK / BRA  
 Fixture Material: Metal  
 Cable Details: Cable length 2000mm / 79"

#### ELECTRICAL

Number of Lamps: 1  
 Lamp Type: LED Retrofit  
 Lamp Shape: A19  
 Bulb Included: Bulb Not Included  
 Max. Wattage Per Lamp (W): 12  
 Lamp Base: E26  
 Input Voltage (V): 120  
 Upon Request: 277Vac / GU24

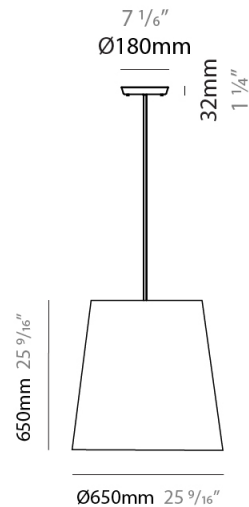
#### LED

#### OPTICAL

#### RATINGS AND CERTIFICATIONS

Certified By: Certified for North American Standards  
 IP rating: IP20

PROJECT
TYPE
SPECIFIER
QUANTITY
DATE



## EXCENTRICA SUSPENSION

D51021-

PROJECT

TYPE

SPECIFIER

QUANTITY

DATE



D

## EXCENTRICA SURFACE

### D53011-

base number            Finish             
 Options           

- To build a product code in our configurator select the specify button on the base model # product page
- To build a manual product code on this datasheet choose from the options listed below in blue font and add the suffix to the base model #

#### GENERAL

Series: Excentrica \_\_\_\_\_  
 Partner: Fambuena \_\_\_\_\_  
 Division: Design \_\_\_\_\_  
 Installation: Surface \_\_\_\_\_  
 Product Type: Wall Surface \_\_\_\_\_  
 Mounting Location: Wall \_\_\_\_\_  
 Light Distribution: Direct \_\_\_\_\_

#### PHYSICAL

Shape: Cylinder \_\_\_\_\_  
 Diameter (mm): 230 \_\_\_\_\_  
 Diameter (in): 9 1/16 \_\_\_\_\_  
 Height (mm): 270 \_\_\_\_\_  
 Height (in): 10 5/8 \_\_\_\_\_  
 Extension (mm): 320 \_\_\_\_\_  
 Extension (in): 12 5/8 \_\_\_\_\_  
 Diffuser: Cotton Shade \_\_\_\_\_  
 Fixture Finish: WHI / BLK / BRA / PWT \_\_\_\_\_  
 Fixture Material: Metal \_\_\_\_\_

#### ELECTRICAL

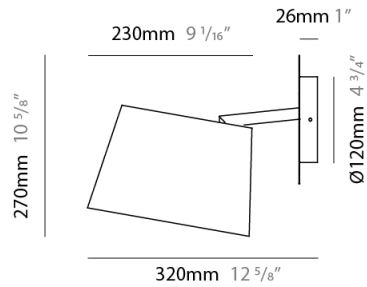
Number of Lamps: 1 \_\_\_\_\_  
 Lamp Type: LED Retrofit \_\_\_\_\_  
 Lamp Shape: B10 \_\_\_\_\_  
 Bulb Included: Bulb Not Included \_\_\_\_\_  
 Max. Wattage Per Lamp (W): 4 \_\_\_\_\_  
 Lamp Base: E12 \_\_\_\_\_  
 Input Voltage (V): 120 \_\_\_\_\_

#### LED

#### OPTICAL

#### RATINGS AND CERTIFICATIONS

Certified By: Certified for North American Standards \_\_\_\_\_  
 IP rating: IP20 \_\_\_\_\_



D53011-

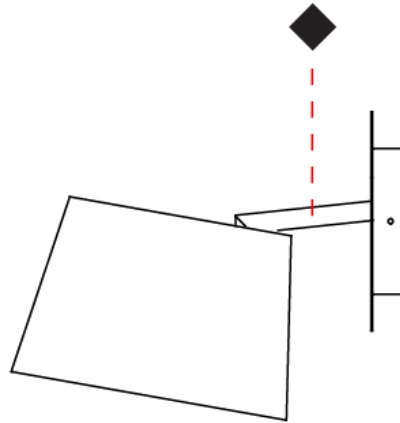
PROJECT

TYPE

SPECIFIER

QUANTITY

DATE



## EXCENTRICA PORTABLE

### D54006-

base number                      Finish                       
Options                     

PROJECT	_____
TYPE	_____
SPECIFIER	_____
QUANTITY	_____
DATE	_____

- To build a product code in our configurator select the specify button on the base model # product page
- To build a manual product code on this datasheet choose from the options listed below in blue font and add the suffix to the base model #

#### GENERAL

Series: Excentrica  
 Partner: Fambuena  
 Division: Design  
 Installation: Portable  
 Product Type: Table  
 Mounting Location: Table  
 Light Distribution: Direct

#### PHYSICAL

Shape: Cylinder  
 Diameter (mm): 380  
 Diameter (in): 14 <sup>15</sup>/<sub>16</sub>  
 Height (mm): 700  
 Height (in): 27 <sup>9</sup>/<sub>16</sub>  
 Diffuser: Cotton Shade  
 Fixture Finish: WHI / BLK  
 Fixture Material: Metal  
 Upon Request: Bolt Down

#### ELECTRICAL

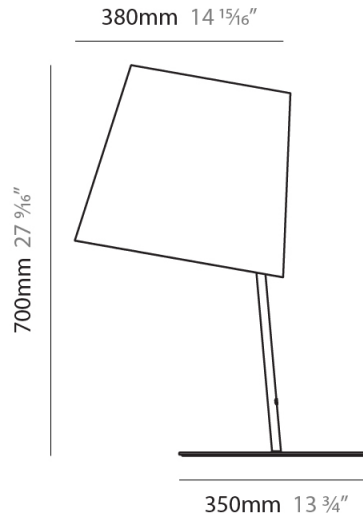
Number of Lamps: 1  
 Lamp Type: LED Retrofit  
 Lamp Shape: A19  
 Bulb Included: Bulb Not Included  
 Max. Wattage Per Lamp (W): 7  
 Lamp Base: E26  
 Input Voltage (V): 120  
 Upon Request: 277Vac / GU24

#### LED

#### OPTICAL

#### RATINGS AND CERTIFICATIONS

Certified By: Certified for North American Standards  
 IP rating: IP20



D54006-

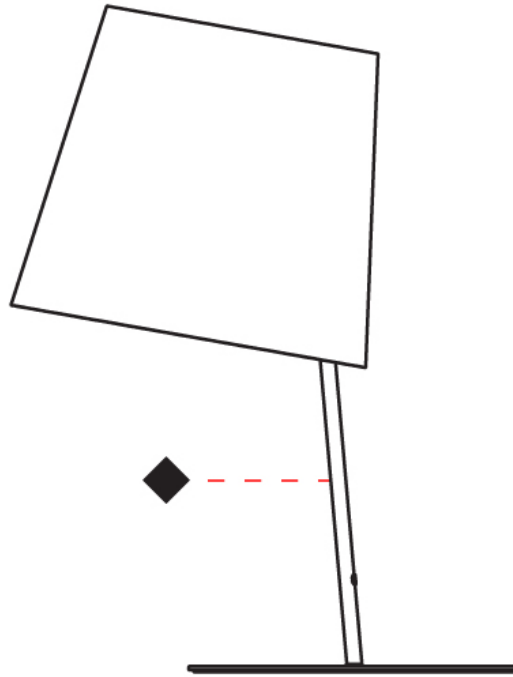
PROJECT

TYPE

SPECIFIER

QUANTITY

DATE



## EXCENTRICA PORTABLE

### D54006- : D54006-WHI

base number

1. To build a product code in our configurator select the specify button on the base model # product page
2. To build a manual product code on this datasheet choose from the options listed below in blue font and add the suffix to the base model #

#### GENERAL

Series: Excentrica  
 Partner: Fambuena  
 Division: Design  
 Installation: Portable  
 Product Type: Table  
 Mounting Location: Table  
 Light Distribution: Direct

#### PHYSICAL

Shape: Cylinder  
 Diameter (mm): 380  
 Diameter (in): 14 <sup>15</sup>/<sub>16</sub>  
 Height (mm): 700  
 Height (in): 27 <sup>9</sup>/<sub>16</sub>  
 Weight (kg): 5  
 Weight (lbs): 11  
 Diffuser: Cotton Shade  
 Holder Finish: White  
 Fixture Material: Metal

#### ELECTRICAL

Number of Lamps: 1  
 Lamp Type: LED Retrofit  
 Lamp Shape: A19  
 Bulb Included: Bulb Not Included  
 Total Output Wattage (W): 7  
 Max. Wattage Per Lamp (W): 7  
 Lamp Base: E26  
 Input Voltage (V): 120

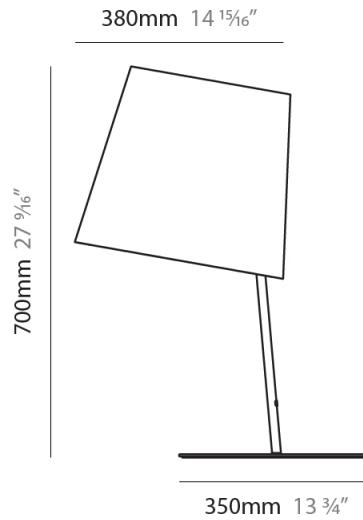
#### LED

#### OPTICAL

#### RATINGS AND CERTIFICATIONS

Certified By: CSA Certified to UL and CSA Standards  
 IP rating: IP20

PROJECT
TYPE
SPECIFIER
QUANTITY
DATE



## EXCENTRICA PORTABLE

### D54007-

base number            Finish             
Options           

PROJECT
TYPE
SPECIFIER
QUANTITY
DATE

- To build a product code in our configurator select the specify button on the base model # product page
- To build a manual product code on this datasheet choose from the options listed below in blue font and add the suffix to the base model #

#### GENERAL

Series: Excentrica  
 Partner: Fambuena  
 Division: Design  
 Installation: Portable  
 Product Type: Table  
 Mounting Location: Table  
 Light Distribution: Direct

#### PHYSICAL

Shape: Cylinder  
 Diameter (mm): 230  
 Diameter (in): 9 1/16  
 Height (mm): 440  
 Height (in): 17 5/16  
 Diffuser: Cotton Shade  
 Fixture Finish: WHI / BLK  
 Holder Finish: WHI / BLK  
 Fixture Material: Metal  
 Upon Request: Bolt Down

#### ELECTRICAL

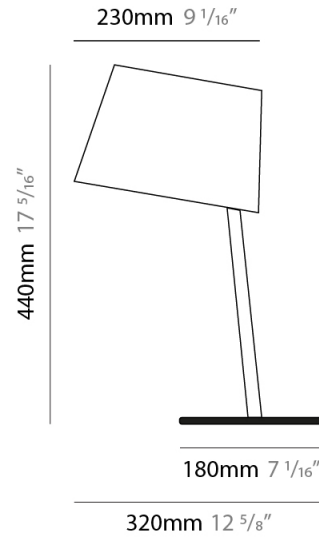
Number of Lamps: 1  
 Lamp Type: LED Retrofit  
 Lamp Shape: B10  
 Bulb Included: Bulb Not Included  
 Max. Wattage Per Lamp (W): 4  
 Lamp Base: E12  
 Input Voltage (V): 120

#### LED

#### OPTICAL

#### RATINGS AND CERTIFICATIONS

Certified By: Certified for North American Standards  
 IP rating: IP20



D54007-

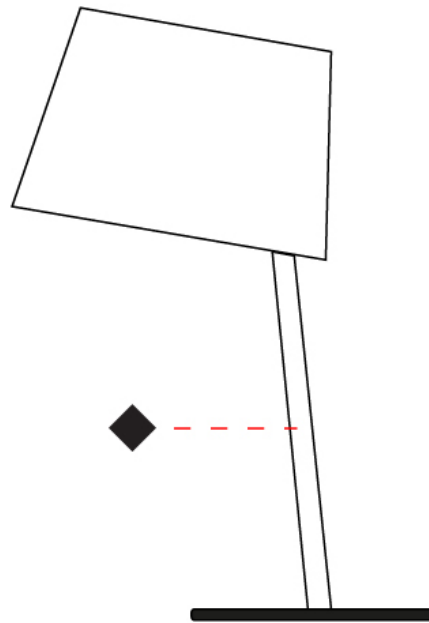
PROJECT

TYPE

SPECIFIER

QUANTITY

DATE



D

## EXCENTRICA PORTABLE

### D54008-

base number            Finish             
Options           

PROJECT	_____
TYPE	_____
SPECIFIER	_____
QUANTITY	_____
DATE	_____

- To build a product code in our configurator select the specify button on the base model # product page
- To build a manual product code on this datasheet choose from the options listed below in blue font and add the suffix to the base model #

#### GENERAL

Series: Excentrica  
 Partner: Fambuena  
 Division: Design  
 Installation: Portable  
 Product Type: Table  
 Mounting Location: Table  
 Light Distribution: Direct

#### PHYSICAL

Shape: Cylinder  
 Diameter (mm): 230  
 Diameter (in): 9 1/16  
 Height (mm): 510  
 Height (in): 20 1/16  
 Extension (mm): 740  
 Extension (in): 29 1/8  
 Diffuser: Cotton Shade  
 Fixture Finish: WHI / BLK  
 Holder Finish: WHI / BLK  
 Fixture Material: Metal  
 Upon Request: Bolt Down

#### ELECTRICAL

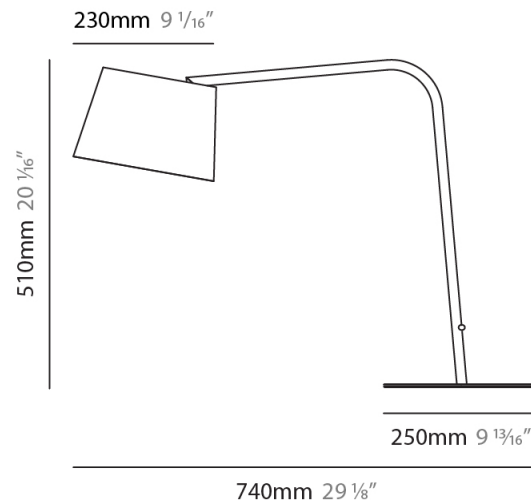
Number of Lamps: 1  
 Lamp Type: LED Retrofit  
 Lamp Shape: B10  
 Bulb Included: Bulb Not Included  
 Max. Wattage Per Lamp (W): 4  
 Lamp Base: E12  
 Input Voltage (V): 120

#### LED

#### OPTICAL

#### RATINGS AND CERTIFICATIONS

Certified By: Certified for North American Standards  
 IP rating: IP20



D54008-

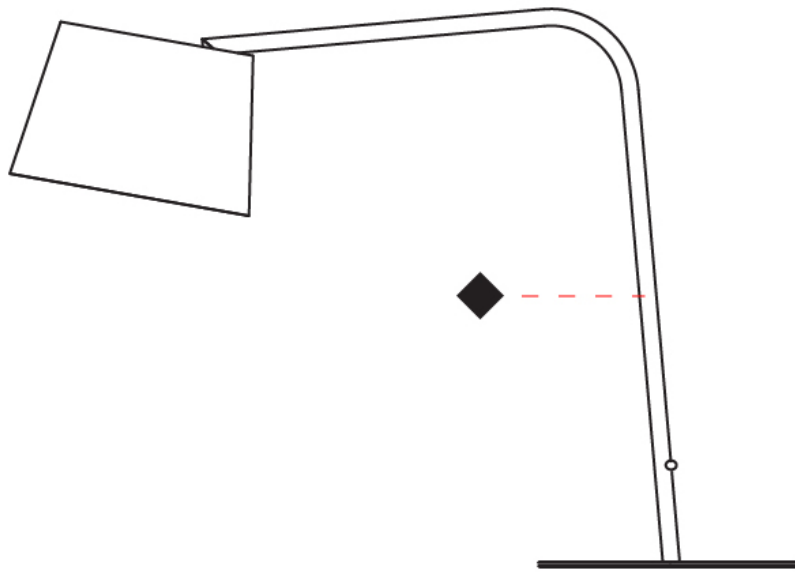
PROJECT

TYPE

SPECIFIER

QUANTITY

DATE



## EXCENTRICA PORTABLE

### D54009-

base number            Finish             
Options           

PROJECT
TYPE
SPECIFIER
QUANTITY
DATE

- To build a product code in our configurator select the specify button on the base model # product page
- To build a manual product code on this datasheet choose from the options listed below in blue font and add the suffix to the base model #

#### GENERAL

Series: Excentrica  
 Partner: Fambuena  
 Division: Design  
 Installation: Portable  
 Product Type: Floor  
 Mounting Location: Floor  
 Light Distribution: Direct

#### PHYSICAL

Shape: Abstract  
 Diameter (mm): 380  
 Diameter (in): 14 <sup>15</sup>/<sub>16</sub>  
 Height (mm): 1700  
 Height (in): 66 <sup>15</sup>/<sub>16</sub>  
 Diffuser: Cotton Shade  
 Fixture Finish: WHI / BLK  
 Holder Finish: WHI / BLK  
 Fixture Material: Metal  
 Upon Request: Bolt Down

#### ELECTRICAL

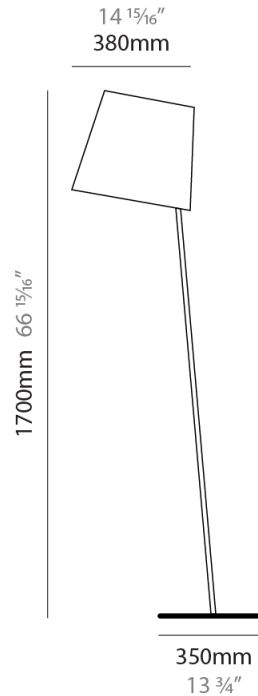
Number of Lamps: 1  
 Lamp Type: LED Retrofit  
 Lamp Shape: A19  
 Bulb Included: Bulb Not Included  
 Max. Wattage Per Lamp (W): 12  
 Lamp Base: E26  
 Input Voltage (V): 120  
 Upon Request: 277Vac / GU24

#### LED

#### OPTICAL

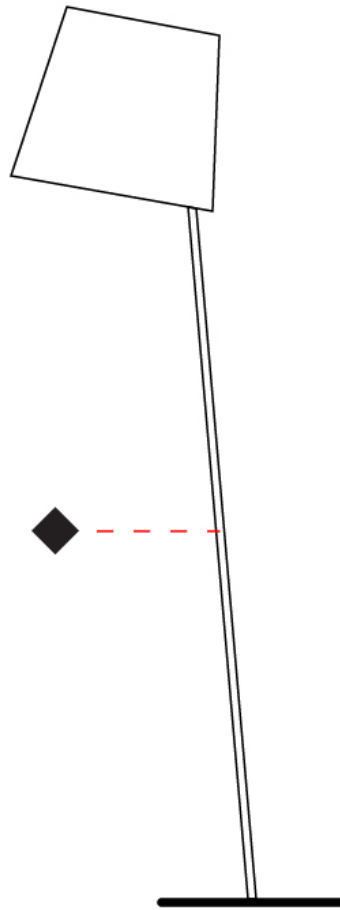
#### RATINGS AND CERTIFICATIONS

Certified By: Certified for North American Standards  
 IP rating: IP20



D54009-

PROJECT	_____
TYPE	_____
SPECIFIER	_____
QUANTITY	_____
DATE	_____



## EXCENTRICA PORTABLE

### D54010-

base number            Finish             
Options           

PROJECT
TYPE
SPECIFIER
QUANTITY
DATE

- To build a product code in our configurator select the specify button on the base model # product page
- To build a manual product code on this datasheet choose from the options listed below in blue font and add the suffix to the base model #

#### GENERAL

Series: Excentrica  
 Partner: Fambuena  
 Division: Design  
 Installation: Portable  
 Product Type: Floor  
 Mounting Location: Floor  
 Light Distribution: Direct

#### PHYSICAL

Shape: Abstract  
 Diameter (mm): 380  
 Diameter (in): 14 <sup>15</sup>/<sub>16</sub>  
 Height (mm): 1840  
 Height (in): 72 <sup>7</sup>/<sub>16</sub>  
 Extension (mm): 1920  
 Extension (in): 75 <sup>9</sup>/<sub>16</sub>  
 Diffuser: Cotton Shade  
 Fixture Finish: WHI / BLK  
 Holder Finish: WHI / BLK  
 Fixture Material: Metal  
 Upon Request: Bolt Down

#### ELECTRICAL

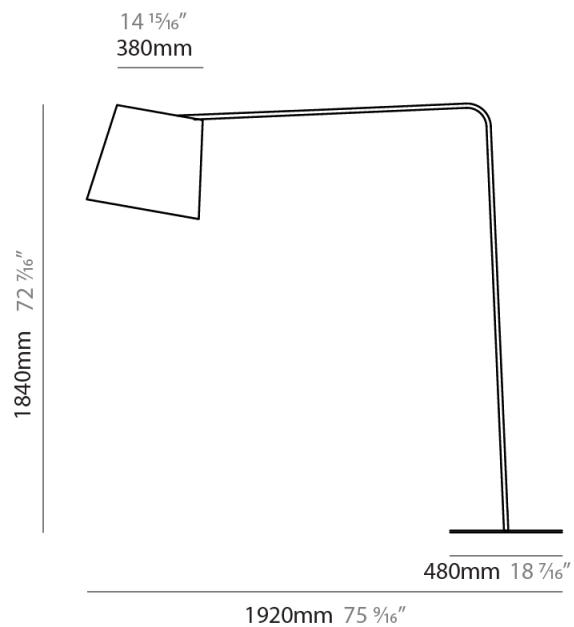
Number of Lamps: 1  
 Lamp Type: LED Retrofit  
 Lamp Shape: A19  
 Bulb Included: Bulb Not Included  
 Max. Wattage Per Lamp (W): 12  
 Lamp Base: E26  
 Input Voltage (V): 120  
 Upon Request: 277Vac / GU24

#### LED

#### OPTICAL

#### RATINGS AND CERTIFICATIONS

Certified By: Certified for North American Standards  
 IP rating: IP20



D54010-

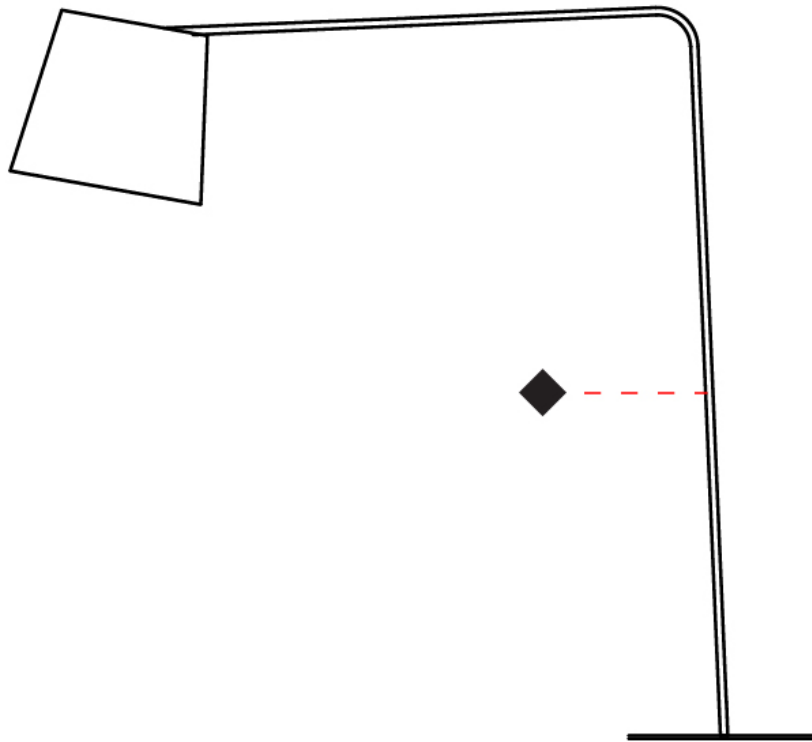
PROJECT

TYPE

SPECIFIER

QUANTITY

DATE



## EXCENTRICA PORTABLE

**D54046-** \_\_\_\_\_ - \_\_\_\_\_

base number    Finish Options    Finish Options

- To build a product code in our configurator select the specify button on the base model # product page
- To build a manual product code on this datasheet choose from the options listed below in blue font and add the suffix to the base model #

### GENERAL

Series: Excentrica  
 Partner: Fambuena  
 Division: Design  
 Installation: Portable  
 Product Type: Table  
 Mounting Location: Table  
 Light Distribution: Direct

### PHYSICAL

Shape: Cylinder  
 Diameter (mm): 380  
 Diameter (in): 14 <sup>15</sup>/<sub>16</sub>  
 Height (mm): 700  
 Height (in): 27 <sup>9</sup>/<sub>16</sub>  
 Diffuser: Cotton Shade  
 Fixture Finish: [BRA / PWT](#)  
 Holder Finish: [BLM / WHM](#)  
 Fixture Material: Metal / Marble  
 Upon Request: Bolt Down

### ELECTRICAL

Number of Lamps: 1  
 Lamp Type: LED Retrofit  
 Lamp Shape: A19  
 Bulb Included: Bulb Not Included  
 Max. Wattage Per Lamp (W): 7  
 Lamp Base: E26  
 Input Voltage (V): 120  
 Upon Request: 277Vac / GU24

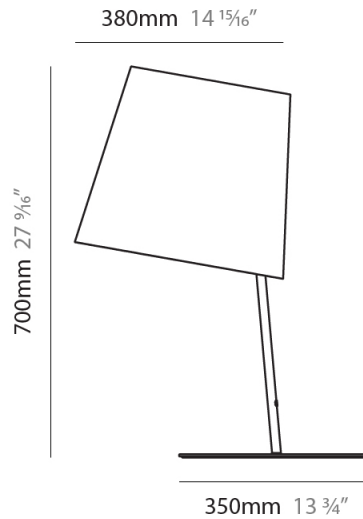
### LED

### OPTICAL

### RATINGS AND CERTIFICATIONS

Certified By: Certified for North American Standards  
 IP rating: IP20

PROJECT
TYPE
SPECIFIER
QUANTITY
DATE



D54046-

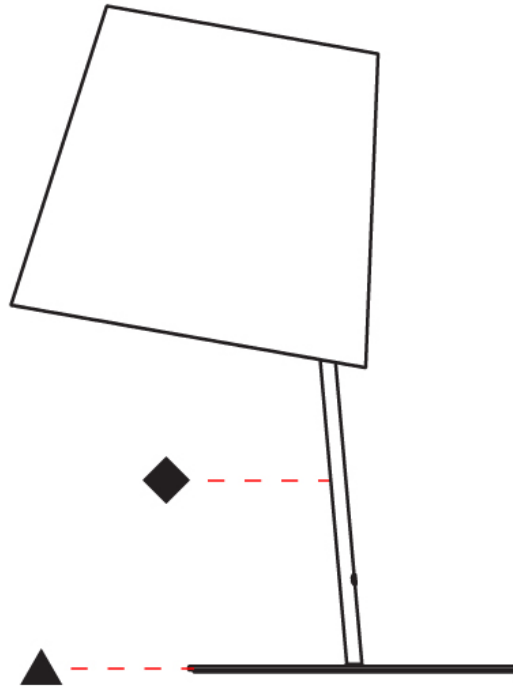
PROJECT

TYPE

SPECIFIER

QUANTITY

DATE



D

## EXCENTRICA PORTABLE

**D54047-** -

base number    Finish Options    Finish Options

- To build a product code in our configurator select the specify button on the base model # product page
- To build a manual product code on this datasheet choose from the options listed below in blue font and add the suffix to the base model #

### GENERAL

Series: Excentrica  
 Partner: Fambuena  
 Division: Design  
 Installation: Portable  
 Product Type: Table  
 Mounting Location: Table  
 Light Distribution: Direct

### PHYSICAL

Shape: Cylinder  
 Diameter (mm): 230  
 Diameter (in): 9 1/16  
 Height (mm): 440  
 Height (in): 17 5/16  
 Diffuser: Cotton Shade  
 Fixture Finish: [BRA / PWT](#)  
 Holder Finish: [BLM / WHM](#)  
 Fixture Material: Metal / Marble  
 Upon Request: Bolt Down

### ELECTRICAL

Number of Lamps: 1  
 Lamp Type: LED Retrofit  
 Lamp Shape: B10  
 Bulb Included: Bulb Not Included  
 Max. Wattage Per Lamp (W): 4  
 Lamp Base: E12  
 Input Voltage (V): 120

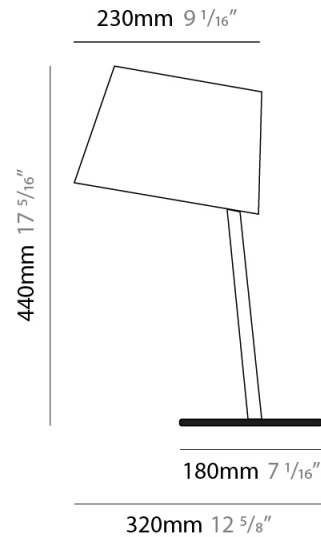
### LED

### OPTICAL

### RATINGS AND CERTIFICATIONS

Certified By: Certified for North American Standards  
 IP rating: IP20

PROJECT
TYPE
SPECIFIER
QUANTITY
DATE



D54047-

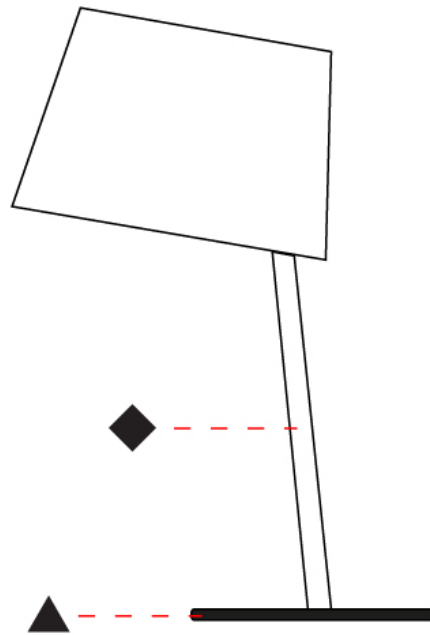
PROJECT

TYPE

SPECIFIER

QUANTITY

DATE



D

PROJECT \_\_\_\_\_  
 TYPE \_\_\_\_\_  
 SPECIFIER \_\_\_\_\_  
 QUANTITY \_\_\_\_\_  
 DATE \_\_\_\_\_

## EXCENTRICA PORTABLE

**D54048-** \_\_\_\_\_ - \_\_\_\_\_  
 base number      Finish      Finish  
                          Options      Options

- To build a product code in our configurator select the specify button on the base model # product page
- To build a manual product code on this datasheet choose from the options listed below in blue font and add the suffix to the base model #

### GENERAL

Series: Excentrica  
 Partner: Fambuena  
 Division: Design  
 Installation: Portable  
 Product Type: Table  
 Mounting Location: Table  
 Light Distribution: Direct

### PHYSICAL

Shape: Cylinder  
 Diameter (mm): 230  
 Diameter (in): 9 1/16  
 Height (mm): 510  
 Height (in): 20 1/16  
 Extension (mm): 740  
 Extension (in): 29 1/8  
 Diffuser: Cotton Shade  
 Fixture Finish: BRA / PWT  
 Holder Finish: BLM / WHM  
 Fixture Material: Metal / Marble  
 Upon Request: Bolt Down

### ELECTRICAL

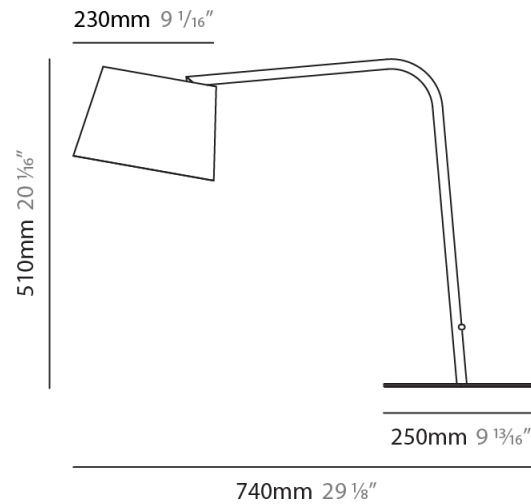
Number of Lamps: 1  
 Lamp Type: LED Retrofit  
 Lamp Shape: B10  
 Bulb Included: Bulb Not Included  
 Max. Wattage Per Lamp (W): 4  
 Lamp Base: E12  
 Input Voltage (V): 120

### LED

### OPTICAL

### RATINGS AND CERTIFICATIONS

Certified By: Certified for North American Standards  
 IP rating: IP20



D54048-

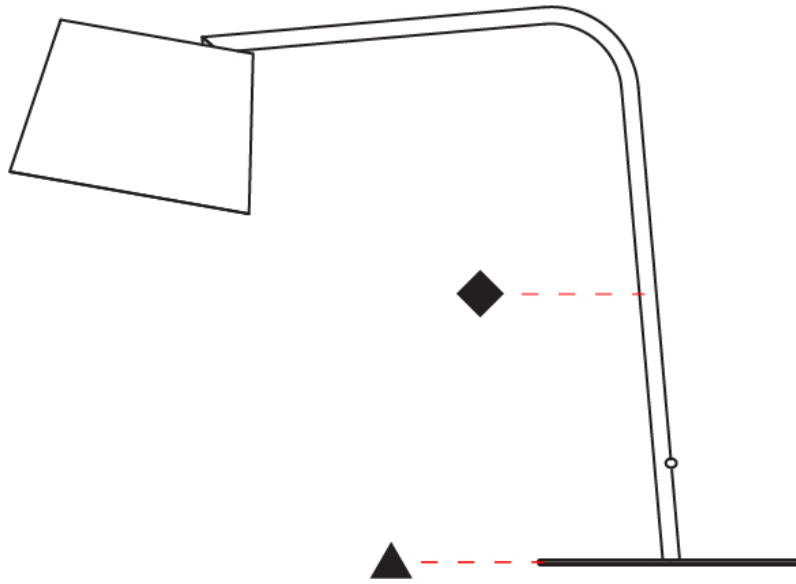
PROJECT \_\_\_\_\_

TYPE \_\_\_\_\_

SPECIFIER \_\_\_\_\_

QUANTITY \_\_\_\_\_

DATE \_\_\_\_\_



D

## EXCENTRICA PORTABLE

**D54049-** \_\_\_\_\_ - \_\_\_\_\_

base number    Finish Options    Finish Options

- To build a product code in our configurator select the specify button on the base model # product page
- To build a manual product code on this datasheet choose from the options listed below in blue font and add the suffix to the base model #

### GENERAL

Series: Excentrica  
 Partner: Fambuena  
 Division: Design  
 Installation: Portable  
 Product Type: Floor  
 Mounting Location: Floor  
 Light Distribution: Direct

### PHYSICAL

Shape: Abstract  
 Diameter (mm): 380  
 Diameter (in): 14 <sup>15</sup>/<sub>16</sub>  
 Height (mm): 1700  
 Height (in): 66 <sup>15</sup>/<sub>16</sub>  
 Diffuser: Cotton Shade  
[Fixture Finish: BRA / PWT](#)  
 Holder Finish: BLM / WHM  
 Fixture Material: Metal / Marble  
 Upon Request: Bolt Down

### ELECTRICAL

Number of Lamps: 1  
 Lamp Type: LED Retrofit  
 Lamp Shape: A19  
 Bulb Included: Bulb Not Included  
 Max. Wattage Per Lamp (W): 12  
 Lamp Base: E26  
 Input Voltage (V): 120  
 Upon Request: 277Vac / GU24

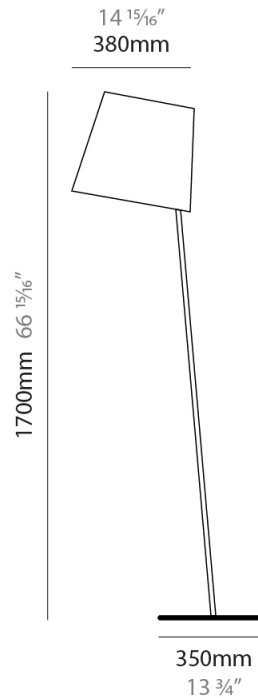
### LED

### OPTICAL

### RATINGS AND CERTIFICATIONS

Certified By: Certified for North American Standards  
 IP rating: IP20

PROJECT	_____
TYPE	_____
SPECIFIER	_____
QUANTITY	_____
DATE	_____



D54049-

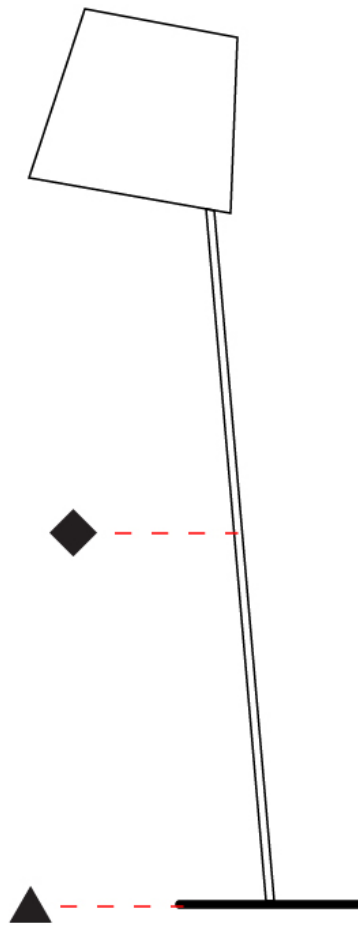
PROJECT

TYPE

SPECIFIER

QUANTITY

DATE



D

## EXCENTRICA PORTABLE

**D54051-** \_\_\_\_\_ - \_\_\_\_\_  
 base number      Finish      Finish  
                          Options      Options

- To build a product code in our configurator select the specify button on the base model # product page
- To build a manual product code on this datasheet choose from the options listed below in blue font and add the suffix to the base model #

### GENERAL

Series: Excentrica  
 Partner: Fambuena  
 Division: Design  
 Installation: Portable  
 Product Type: Floor  
 Mounting Location: Floor  
 Light Distribution: Direct

### PHYSICAL

Shape: Cylinder  
 Diameter (mm): 230  
 Diameter (in): 9 1/16  
 Height (mm): 1350  
 Height (in): 53 1/8  
 Diffuser: Cotton Shade  
 Fixture Finish: [BRA / PWT](#)  
 Holder Finish: BLM / WHM  
 Fixture Material: Metal / Marble

### ELECTRICAL

Number of Lamps: 1  
 Lamp Type: LED Retrofit  
 Lamp Shape: B10  
 Bulb Included: Bulb Not Included  
 Max. Wattage Per Lamp (W): 4  
 Lamp Base: E12  
 Input Voltage (V): 120

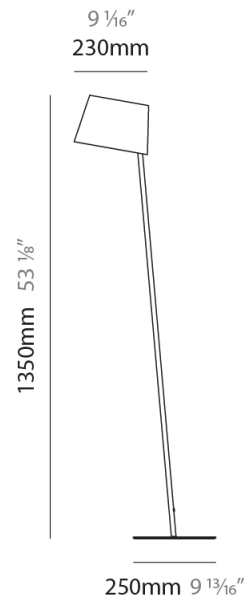
### LED

### OPTICAL

### RATINGS AND CERTIFICATIONS

Certified By: Certified for North American Standards  
 IP rating: IP20

PROJECT
TYPE
SPECIFIER
QUANTITY
DATE



D54051-

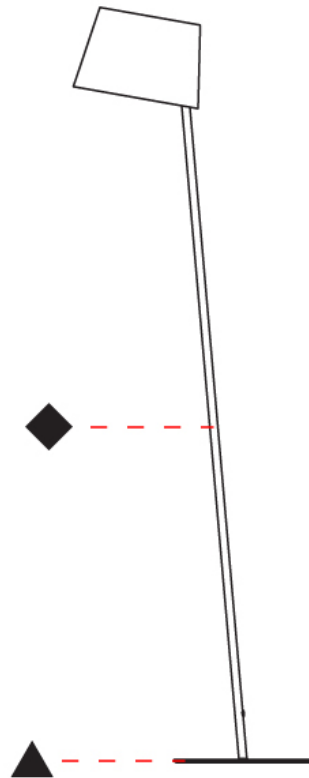
PROJECT

TYPE

SPECIFIER

QUANTITY

DATE



D

PROJECT	_____
TYPE	_____
SPECIFIER	_____
QUANTITY	_____
DATE	_____

### Fixture Finish


Brass - BRA




Pewter - PWT



White - WHI




Black - BLK



### Holder Finish

Black Marble - BLM



White Marble - WHM



White - WHI



Black - BLK







































































**Digital:** Not all screens are calibrated the same, and therefore, colors will appear differently between screens.











**Physical:** When texture is involved, there will be variations in color, character and tone within a product series and between product families.













### LEGEND

 floor-mounted	 pivotable	 special LED (upon request) RGB, RGBW, tunable, gold+, meat+, art+, fashion+
 wall and ceiling: recessed and surface mounted	 rotating	 warm dim / natural dimming LED
 ceiling-mounted and wall-mounted	 illuminate tilted	 rechargeable battery powered
 wall-mounted	 color of suspension cable	 fixture with natural vivid LED (upon request)
 omni-directional light distribution	 length of suspension cable	 color rendering index
 direct light distribution	 reflector degree selection	 color temperature
 direct/indirect light distribution	 super spot	 lumen (luminous flux)
 indirect light distribution	 lens	 efficacy (lumens per watt)
 asymmetric light distribution	 lens pack	 Unified Glare Rating (UGR) range from 5-40
 aura light distribution	 shine ring	 marine grade (AISI 316 stainless steel)
 round wall or ceiling cut-out	 integrated shine ring with diffuser	 walk on
 square wall or ceiling cut-out	 free individual colors 01-29	 drive on
 the supplied jig specifies the cutout dimensions	 individual colors: 00 (free of charge), 01-25 (extra charge)	 Dark Sky Compliance
 minimum distance (meters) lamp - object	 luminaire part to be colored (F1)	 Americans with Disabilities Act (less than 4" off the wall located between 27"-84" from floor)
 recessed depth	 luminaire part to be colored (F2)	 lamp protected against explosion
 ceiling thickness in mm	 luminaire part to be colored (F3)	 blown glass using traditional methods by master glass blower
 ceiling thickness selection	 luminaire part to be colored (F4)	 acoustic material
 dimmable DP (phase), DV (0-10V), DD (dali), DS (step-dim)	 luminaire part to be colored (F5)	 protection class I, protection insulation
 included or excluded LED driver/transformer/control gear	 color of 3-circuit adaptor	 protection class II, protection insulation
 separately switchable	 indirect diffuser	 ETL Certified to UL and CSA Standards
 sensor	 direct diffuser	 UL Certified to UL and CSA Standards
 remote control	 ball-proof (upon request)	 CSA Certified to UL and CSA Standards
 available upon request	 accessory	 Certified for North American Standards

### IP RATING

 IP20	protected against ingress of solid bodies greater than 12.5mm (finger)
 IP33	protected against ingress of solid bodies greater than 2.5mm protected against sprays of water up to 60 degrees from the vertical (rain)
 IP40	protected against ingress of solid bodies greater than 1mm (wire) no protection against the ingress of moisture
 IP43	protected against ingress of solid bodies greater than 1mm (wire) protected against sprays of water up to 60 degrees from the vertical (rain)
 IP44	protected against ingress of solid bodies greater than 1mm (wire) protected against water splashed from all directions
 IP54	protected against limited ingress of dust (wet rooms/covered outdoor areas) protected against water splashed from all directions
 IP65	protected against ingress of dust protected against jets of water
 IP66	protected against ingress of dust protected against powerful jets of water or heavy seas
 IP67	protected against ingress of dust protected against immersion of water between 15cm - 1m for 30 minutes
 IP68	protected against ingress of dust protected against immersion of water under pressure for long periods

### IK RATING

 IK01	protected against 0.14 joules impact (equivalent to 0.25kg mass dropped from 56mm above the surface)
 IK02	protected against 0.2 joules impact (equivalent to 0.25kg mass dropped from 80mm above the surface)
 IK03	protected against 0.35 joules impact (equivalent to 0.25kg mass dropped from 140mm above the surface)
 IK04	protected against 0.5 joules impact (equivalent to 0.25kg mass dropped from 200mm above the surface)
 IK05	protected against 0.7 joules impact (equivalent to 0.25kg mass dropped from 280mm above the surface)
 IK06	protected against 1 joules impact (equivalent to 0.25kg mass dropped from 400mm above the surface)
 IK07	protected against 2 joules impact (equivalent to 0.5kg mass dropped from 400mm above the surface)
 IK08	protected against 5 joules impact (equivalent to 1.7kg mass dropped from 300mm above the surface)
 IK09	protected against 10 joules impact (equivalent to 5.0kg mass dropped from 200mm above the surface)
 IK10	protected against 20 joules impact (equivalent to 5.0kg mass dropped from 400mm above the surface)