

EYES COVER RECESSED

E10I0041-

base number Color Temperature

- 1.To build a product code in our configurator select the specify button on the base model # product page
- 2. To build a manual product code on this datasheet choose from the options listed below in blue font and add the suffix to the base model #

GENERAL

Series: Eyes
Subseries: Eyes Cover
Brand: Side
Division: Exterior
Mounting Type: Recessed
Mounting Location: In-Ground
Subcategory: Walk Over

PHYSICAL

Shape: Dome
Diameter (mm): 40
Diameter (in): 1 9/16
Height (mm): 37
Height (in): 1 7/16
Light Distribution: Direct
Weight (kg): 0.2
Weight (lbs): 0.44
Diffuser: Polycarbonate clear diffuser
Gasket: Silicon rubber
Fixture Finish: PSS
Fixture Material: Stainless Steel

ELECTRICAL

Lamp Type: LED (Zhaga Standard)
Input Wattage (W): 3
Total Output Wattage (W): 2
Dimming: Tri-Mode (Non-Dimming and Phase Dimming (120Vac only) and 0-10V Dimming)
Driver Included: No
Driver Location: Remote
Driver Type: Constant Current - 120 / 277Vac
Input Voltage (V): 120 - 277
Constant Current (MA): 500
Upon Request: (Not included - see components [IP65 or higher enclosure to be supplied by others]) 0-10Vdc dimming / Phase dimming @120Vac only / Non-dimming 120Vac / Non-dimming 277Vac

LED

Color Temperature (°K): 3000 / 4000
Max. Delivered Lumen (lm): 145 / 155 / 165
CRI: >80 CRI
Lamp Life (hrs): 50000

OPTICAL

Optic°: 1 Opening
Beam Angle: 45

RATINGS AND CERTIFICATIONS

Certified By: Certified for North American Standards
IP rating: IP68
IK Rating: IK09

PROJECT
TYPE
SPECIFIER
QUANTITY
DATE



EYES COVER RECESSED

E10I0044-

base number Color
Temperature

- 1. To build a product code in our configurator select the specify button on the base model # product page
- 2. To build a manual product code on this datasheet choose from the options listed below in blue font and add the suffix to the base model #

GENERAL

Series: Eyes
Subseries: Eyes Cover
Brand: Side
Division: Exterior
Mounting Type: Recessed
Mounting Location: In-Ground
Subcategory: Walk Over

PHYSICAL

Shape: Dome
Diameter (mm): 40
Diameter (in): 1 9/16
Height (mm): 37
Height (in): 1 7/16
Light Distribution: Direct
Weight (kg): 0.2
Weight (lbs): 0.44
Diffuser: Polycarbonate clear diffuser
Gasket: Silicon rubber
Fixture Finish: PSS
Fixture Material: Stainless Steel

ELECTRICAL

Lamp Type: LED (Zhaga Standard)
Input Wattage (W): 3
Total Output Wattage (W): 2
Dimming: Tri-Mode (Non-Dimming and Phase Dimming (120Vac only) and 0-10V Dimming)
Driver Included: No
Driver Location: Remote
Driver Type: Constant Current - 120 / 277Vac
Input Voltage (V): 120 - 277
Constant Current (MA): 500
Upon Request: (Not included - see components [IP65 or higher enclosure to be supplied by others]) 0-10Vdc dimming / Phase dimming @120Vac only / Non-dimming 120Vac / Non-dimming 277Vac

LED

Color Temperature (°K): 3000 / 4000
Max. Delivered Lumen (lm): 145 / 155 / 165
CRI: >80 CRI
Lamp Life (hrs): 50000

OPTICAL

Optic°: 2 Openings
Beam Angle: 2 x 45

RATINGS AND CERTIFICATIONS

Certified By: Certified for North American Standards
IP rating: IP68
IK Rating: IK09

PROJECT
TYPE
SPECIFIER
QUANTITY
DATE



EYES FLAT RECESSED

E10R0013-

base number Color
Temperature

- 1. To build a product code in our configurator select the specify button on the base model # product page
- 2. To build a manual product code on this datasheet choose from the options listed below in blue font and add the suffix to the base model #

GENERAL

Series: Eyes
Subseries: Eyes Flat
Brand: Side
Division: Exterior
Mounting Type: Recessed
Mounting Location: Wall / Ceiling
Subcategory: Downlight

PHYSICAL

Shape: Round
Diameter (mm): 36
Diameter (in): 1 7/16
Depth (mm): 61
Depth (in): 2 3/8
Min. Recessing Depth (mm): 66
Min. Recessing Depth (in): 2 5/8
Light Distribution: Direct
Weight (kg): 0.06
Weight (lbs): 0.13
Diffuser: Transparent methacrylate
Gasket: Silicone rubber
Fixture Finish: Chrome
Fixture Material: Aluminum Die Cast
Cut-out Measurements: 28mm / 1 3/32

ELECTRICAL

Lamp Type: LED (Zhaga Standard)
Total Output Wattage (W): 3.5
Dimming: 0-10V Dimming / Phase Dimming (120Vac Only)
Driver Included: No
Driver Location: Remote
Driver Type: Constant Current - 120 / 277Vac
Input Voltage (V): 120 - 277
Constant Current (MA): 350
Upon Request: (Not included - see components [IP65 or higher enclosure to be supplied by others]) 0-10Vdc dimming / Phase dimming @120Vac only / 277Vac

LED

Color Temperature (°K): 3000 / 4000
Max. Delivered Lumen (lm): 285 / 300
Nominal Lumen (lm): 350 / 380
CRI: >80 CRI
Lamp Life (hrs): 50000

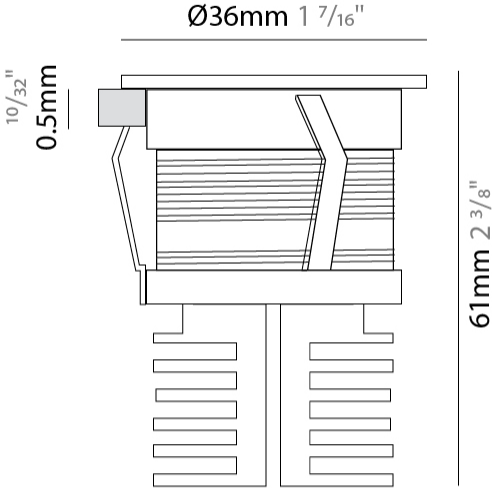
OPTICAL

Optic°: 45
Beam Angle: Symmetrical

RATINGS AND CERTIFICATIONS

Certified By: Certified for North American Standards
IP rating: IP68

PROJECT	
TYPE	
SPECIFIER	
QUANTITY	
DATE	



0.08kg / 0.18 lbs

28mm 1 1/8"



EYES FLAT RECESSED

E10R0015-

base number Color
Temperature

- 1.To build a product code in our configurator select the specify button on the base model # product page
- 2. To build a manual product code on this datasheet choose from the options listed below in blue font and add the suffix to the base model #

GENERAL

Series: Eyes
Subseries: Eyes Flat
Brand: Side
Division: Exterior
Mounting Type: Recessed
Mounting Location: Wall / Ceiling
Subcategory: Downlight

PHYSICAL

Shape: Square
Length (mm): 36
Length (in): 1 7/16
Width (mm): 36
Width (in): 1 7/16
Height (mm): 61
Height (in): 2 3/8
Min. Recessing Depth (mm): 66
Min. Recessing Depth (in): 2 5/8
Light Distribution: Direct
Weight (kg): 0.08
Weight (lbs): 0.18
Diffuser: Transparent methacrylate
Gasket: Silicon rubber
Fixture Finish: Chrome
Fixture Material: Aluminum Die Cast

ELECTRICAL

Lamp Type: LED (Zhaga Standard)
Input Wattage (W): 4.5
Total Output Wattage (W): 3
Dimming: Non-Dimming / Phase Dimming (120Vac only) / 0-10V Dimming
Driver Included: No
Driver Location: Remote
Driver Type: Constant Current - 120 / 277Vac
Driver Class: Class 2
Input Voltage (V): 120 - 277
Constant Current (mA): 350
Constant Voltage (V): 8.75
Upon Request: Requires a minimum of 2 fixtures for 0-10V dimming options

LED

Color Temperature (°K): 3000 / 4000
Max. Delivered Lumen (lm): 285 / 300
Nominal Lumen (lm): 350 / 380
CRI: >80 CRI
Lamp Life (hrs): 50000

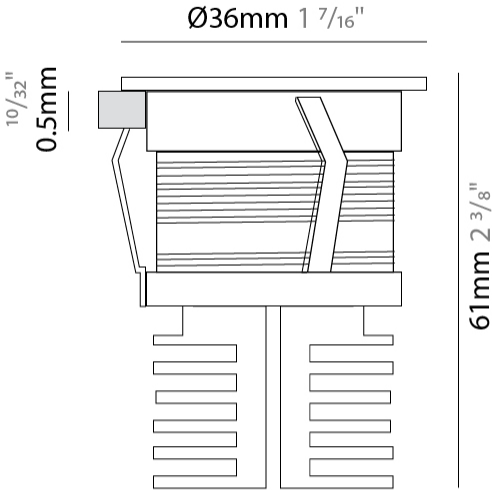

OPTICAL

Optic°: 45

RATINGS AND CERTIFICATIONS

Certified By: Certified for North American Standards
IP rating: IP68

PROJECT	
TYPE	
SPECIFIER	
QUANTITY	
DATE	



0.08kg / 0.18 lbs

28mm 1 1/8"

E

EYES ROUND RECESSED

E10R0107-

base number Color
Temperature

- 1.To build a product code in our configurator select the specify button on the base model # product page
- 2. To build a manual product code on this datasheet choose from the options listed below in blue font and add the suffix to the base model #

GENERAL

Series: Eyes
Subseries: Eyes Round
Brand: Side
Division: Exterior
Mounting Type: Recessed
Mounting Location: Ceiling
Subcategory: Downlight

PHYSICAL

Shape: Round
Diameter (mm): 20
Diameter (in): 13/16
Depth (mm): 28
Depth (in): 1 1/8
Min. Recessing Depth (mm): 33
Min. Recessing Depth (in): 1 5/16
Light Distribution: Direct
Weight (kg): 0.02
Weight (lbs): 0.044
Gasket: Silicon rubber
Fixture Finish: Chrome
Fixture Material: Aluminum Die Cast

ELECTRICAL

Lamp Type: LED (Zhaga Standard)
Input Wattage (W): 1.2
Total Output Wattage (W): 1
Dimming: Non-Dimming / Phase Dimming (120Vac only) / 0-10V Dimming
Driver Included: No
Driver Location: Remote
Driver Type: Constant Current - 120 / 277Vac
Driver Class: Class 2
Input Voltage (V): 120 - 277
Constant Current (MA): 350

LED

Number of LEDs: 1
Color Temperature (°K): 3000 / 4000
Max. Delivered Lumen (lm): 58.4 / 64.9
Nominal Lumen (lm): 120 / 125
CRI: >80 CRI
Lamp Life (hrs): 50000

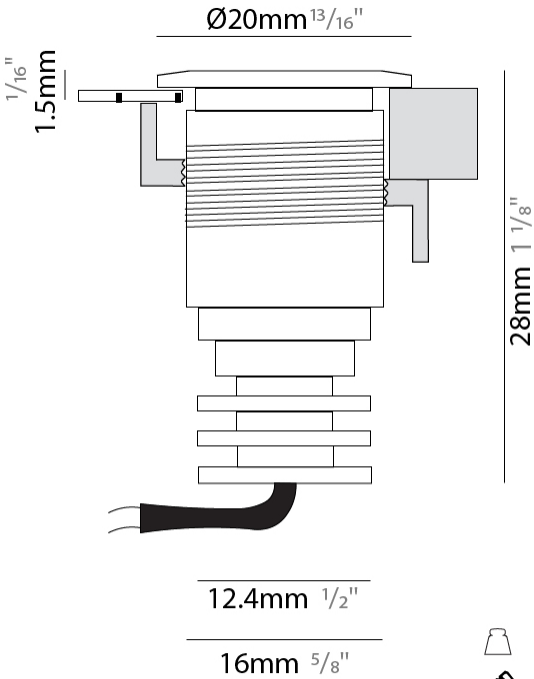

OPTICAL

Optic°: 100°

RATINGS AND CERTIFICATIONS

Certified By: Certified for North American Standards
IP rating: IP68

PROJECT
TYPE
SPECIFIER
QUANTITY
DATE



	0.08kg / 0.18 lbs
	28mm 1 1/8"
	10 / 12.5 / 15 mm 3/8" / 1/2" / 9/16"



EYES SQUARE RECESSED

E10R0113-

base number Color
Temperature

- 1.To build a product code in our configurator select the specify button on the base model # product page
- 2. To build a manual product code on this datasheet choose from the options listed below in blue font and add the suffix to the base model #

GENERAL

Series: Eyes
Subseries: Eyes Square
Brand: Side
Division: Exterior
Mounting Type: Recessed
Mounting Location: Ceiling
Subcategory: Downlight

PHYSICAL

Shape: Square
Length (mm): 20
Length (in): 13/16
Width (mm): 20
Width (in): 13/16
Depth (mm): 28
Depth (in): 1 1/8
Min. Recessing Depth (mm): 33
Min. Recessing Depth (in): 1 5/16
Light Distribution: Direct
Weight (kg): 0.02
Weight (lbs): 0.044
Gasket: Silicon rubber
Fixture Finish: Chrome
Fixture Material: Aluminum Die Cast

ELECTRICAL

Lamp Type: LED (Zhaga Standard)
Total Output Wattage (W): 1.2
Dimming: Non-Dimming / Phase Dimming (120Vac only) / 0-10V Dimming
Driver Included: No
Driver Location: Remote
Driver Type: Constant Current - 120 / 277Vac
Driver Class: Class 2
Input Voltage (V): 120 - 277
Constant Current (MA): 350

LED

Number of LEDs: 1
Color Temperature (°K): 3000 / 4000
Max. Delivered Lumen (lm): 58.4 / 64.9
Nominal Lumen (lm): 120 / 125
CRI: >80 CRI
Lamp Life (hrs): 50000

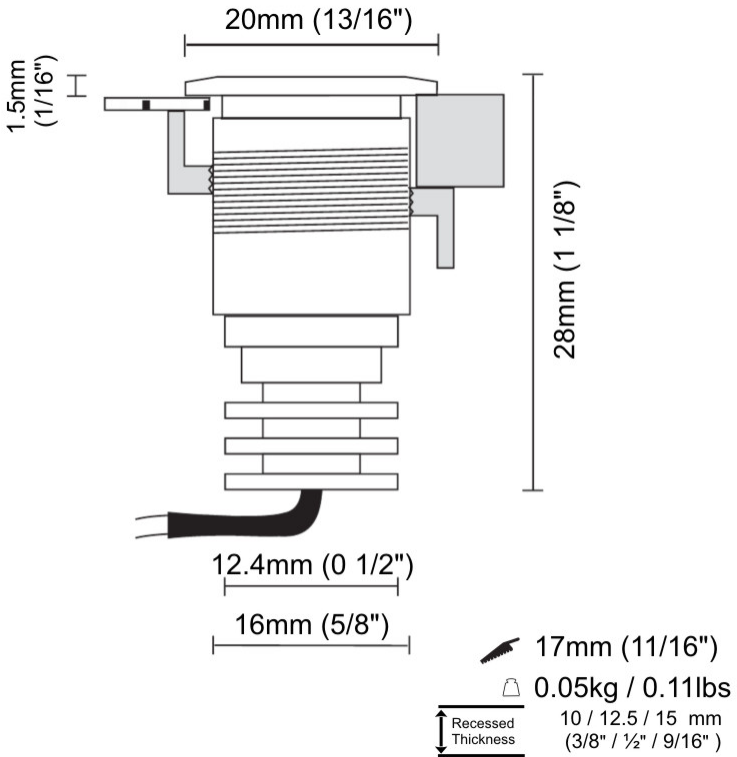
OPTICAL

Optic°: 100°

RATINGS AND CERTIFICATIONS

Certified By: Certified for North American Standards
IP rating: IP68

PROJECT
TYPE
SPECIFIER
QUANTITY
DATE



EYES ROUND RECESSED

E10R0120-

base number Color
Temperature

- 1. To build a product code in our configurator select the specify button on the base model # product page
- 2. To build a manual product code on this datasheet choose from the options listed below in blue font and add the suffix to the base model #

GENERAL

Series: Eyes
Subseries: Eyes Round
Brand: Side
Division: Exterior
Mounting Type: Recessed
Mounting Location: Ceiling
Subcategory: Downlight

PHYSICAL

Shape: Round
Diameter (mm): 20
Diameter (in): 13/16
Height (mm): 28
Height (in): 1 1/8
Min. Recessing Depth (mm): 33
Min. Recessing Depth (in): 1 5/16
Light Distribution: Direct
Weight (kg): 0.02
Weight (lbs): 0.044
Gasket: Silicon rubber
Fixture Finish: Chrome
Fixture Material: Aluminum Die Cast

ELECTRICAL

Lamp Type: LED (Zhaga Standard)
Total Output Wattage (W): 1.2
Dimming: 0-10V Dimming / Phase Dimming (120Vac Only)
Driver Included: No
Driver Location: Remote
Driver Type: Constant Current - 120 / 277Vac
Input Voltage (V): 120 - 277
Constant Current (MA): 350
Upon Request: (Not included - see components [IP65 or higher enclosure to be supplied by others]) Remote: 0-10Vdc dimming / Phase dimming @120Vac only / 277Vac

LED

Number of LEDs: 1
Color Temperature (°K): 3000 / 4000
Max. Delivered Lumen (lm): 58.4 / 64.9
Nominal Lumen (lm): 120 / 125
CRI: >80 CRI
Lamp Life (hrs): 50000

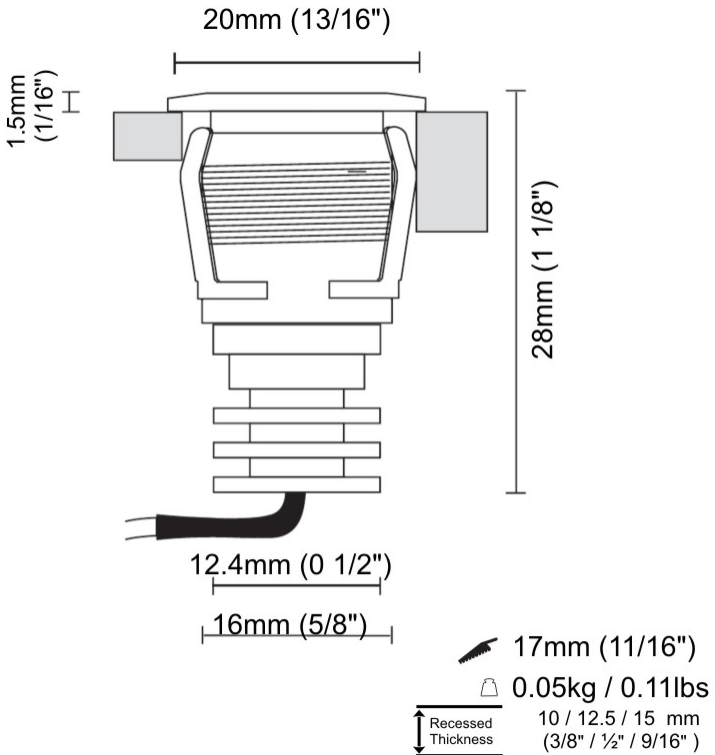
OPTICAL

Optic°: 100°

RATINGS AND CERTIFICATIONS

Certified By: Certified for North American Standards
IP rating: IP68

PROJECT
TYPE
SPECIFIER
QUANTITY
DATE



EYES SQUARE RECESSED

E10R0126-

base number Color
Temperature

- 1. To build a product code in our configurator select the specify button on the base model # product page
- 2. To build a manual product code on this datasheet choose from the options listed below in blue font and add the suffix to the base model #

GENERAL

Series: Eyes
Subseries: Eyes Square
Brand: Side
Division: Exterior
Mounting Type: Recessed
Mounting Location: Ceiling
Subcategory: Downlight

PHYSICAL

Shape: Square
Length (mm): 20
Length (in): 13/16
Width (mm): 20
Width (in): 13/16
Depth (mm): 28
Depth (in): 1 1/8
Min. Recessing Depth (mm): 33
Min. Recessing Depth (in): 1 5/16
Light Distribution: Direct
Weight (kg): 0.05
Weight (lbs): 0.11
Gasket: Silicon rubber
Fixture Finish: Chrome
Fixture Material: Aluminum Die Cast

ELECTRICAL

Lamp Type: LED (Zhaga Standard)
Total Output Wattage (W): 1.2
Dimming: 0-10V Dimming / Phase Dimming (120Vac Only)
Driver Included: No
Driver Location: Remote
Driver Type: Constant Current - 120 / 277Vac
Input Voltage (V): 120 - 277
Constant Current (mA): 350
Upon Request: (Not included - see components [IP65 or higher enclosure to be supplied by others]) Remote: 0-10Vdc dimming / Phase dimming @120Vac only / 277Vac

LED

Number of LEDs: 1
Color Temperature (°K): 3000 / 4000
Max. Delivered Lumen (lm): 58.4 / 64.9
Nominal Lumen (lm): 120 / 125
CRI: >80 CRI
Lamp Life (hrs): 50000

OPTICAL

Optic°: 100°

RATINGS AND CERTIFICATIONS

Certified By: Certified for North American Standards
IP rating: IP68

PROJECT
TYPE
SPECIFIER
QUANTITY
DATE



PROJECT
TYPE
SPECIFIER
QUANTITY
DATE

Fixture Finish

Polished Stainless Steel - PSS



Digital: Not all screens are calibrated the same, and therefore, colors will appear differently between screens.
Physical: When texture is involved, there will be variations in color, character and tone within a product series and between product families.



PROJECT
TYPE
SPECIFIER
QUANTITY
DATE

LEGEND

	floor-mounted		pivotal		special LED (upon request) RGB, RGBW, tunable, gold+, meat+, art+, fashion+
	wall and ceiling: recessed and surface mounted		rotating		warm dim / natural dimming LED
	ceiling-mounted and wall-mounted		illuminate tilted		rechargeable battery powered
	wall-mounted		color of suspension cable		fixture with natural vivid LED (upon request)
	omni-directional light distribution		length of suspension cable		color rendering index
	direct light distribution		reflector degree selection		color temperature
	direct/indirect light distribution		super spot		lumen (luminous flux)
	indirect light distribution		lens		efficacy (lumens per watt)
	asymmetric light distribution		lens pack		Unified Glare Rating (UGR) range from 5-40
	aura light distribution		shine ring		marine grade (AISI 316 stainless steel)
	round wall or ceiling cut-out		integrated shine ring with diffuser		walk on
	square wall or ceiling cut-out		free individual colors 01-29		drive on
	the supplied jig specifies the cutout dimensions		individual colors: 00 (free of charge), 01-25 (extra charge)		Dark Sky Compliance
	minimum distance (meters) lamp - object		luminaire part to be colored (F1)		Americans with Disabilities Act (less than 4" off the wall located between 27"-84" from floor)
	recessed depth		luminaire part to be colored (F2)		lamp protected against explosion
	ceiling thickness in mm		luminaire part to be colored (F3)		blown glass using traditional methods by master glass blower
	ceiling thickness selection		luminaire part to be colored (F4)		acoustic material
	dimmable DP (phase), DV (0-10V), DD (dali), DS (step-dim)		luminaire part to be colored (F5)		protection class I, protection insulation
	included or excluded LED driver/transformer/control gear		color of 3-circuit adaptor		protection class II, protection insulation
	separately switchable		indirect diffuser		ETL Certified to UL and CSA Standards
	sensor		direct diffuser		UL Certified to UL and CSA Standards
	remote control		ball-proof (upon request)		CSA Certified to UL and CSA Standards
	available upon request		accessory		Certified for North American Standards

IP RATING

	protected against ingress of solid bodies greater than 12.5mm (finger)
	protected against ingress of solid bodies greater than 2.5mm protected against sprays of water up to 60 degrees from the vertical (rain)
	protected against ingress of solid bodies greater than 1mm (wire) no protection against the ingress of moisture
	protected against ingress of solid bodies greater than 1mm (wire) protected against sprays of water up to 60 degrees from the vertical (rain)
	protected against ingress of solid bodies greater than 1mm (wire) protected against water splashed from all directions
	protected against limited ingress of dust (wet rooms/covered outdoor areas) protected against water splashed from all directions
	protected against ingress of dust protected against jets of water
	protected against ingress of dust protected against powerful jets of water or heavy seas
	protected against ingress of dust protected against immersion of water between 15cm - 1m for 30 minutes
	protected against ingress of dust protected against immersion of water under pressure for long periods

IK RATING

	protected against 0.14 joules impact (equivalent to 0.25kg mass dropped from 56mm above the surface)
	protected against 0.2 joules impact (equivalent to 0.25kg mass dropped from 80mm above the surface)
	protected against 0.35 joules impact (equivalent to 0.25kg mass dropped from 140mm above the surface)
	protected against 0.5 joules impact (equivalent to 0.25kg mass dropped from 200mm above the surface)
	protected against 0.7 joules impact (equivalent to 0.25kg mass dropped from 280mm above the surface)
	protected against 1 joules impact (equivalent to 0.25kg mass dropped from 400mm above the surface)
	protected against 2 joules impact (equivalent to 0.5kg mass dropped from 400mm above the surface)
	protected against 5 joules impact (equivalent to 1.7kg mass dropped from 300mm above the surface)
	protected against 10 joules impact (equivalent to 5.0kg mass dropped from 200mm above the surface)
	protected against 20 joules impact (equivalent to 5.0kg mass dropped from 400mm above the surface)