

FLUTE - MONOPOINT SUSPENSION

D141011-

-

base number

Finish Options

Finish Options

1. To build a product code in our configurator select the specify button on the base model # product page
2. To build a manual product code on this datasheet choose from the options listed below in blue font and add the suffix to the base model #

GENERAL

Series: Flute

Subseries: Flute - Monopoint

Brand: Cangini & Tucci

Division: Design

Mounting Type: Suspension

Mounting Location: Ceiling

Subcategory: Pendant

PHYSICAL

Shape: Cone

Diameter (mm): 120

Diameter (in): 4 3/4

Height (mm): 270

Height (in): 10 5/8

Max. Overall Height (mm): 1750

Max. Overall Height (in): 68 7/8

Light Distribution: Omnidirectional

Weight (kg): 0.63

Weight (lbs): 1.4

Diffuser: Glass - Opal

Fixture Finish: AMB / BLK / GRN / PNK / RUB / SKB / SMK / SWT / TOB / TRA

Holder Finish: CHR / MWH / MBK / BCR

Fixture Material: Glass / Metal

Cable Details: 1500mm Transparent Cable

Upon Request: Black Fabric Cable

ELECTRICAL

Number of Lamps: 1

Lamp Type: LED Retrofit

Bulb Included: Bulb Not Included

Max. Wattage Per Lamp (W): 4

Lamp Base: E12

Input Voltage (V): 120

LED

OPTICAL

RATINGS AND CERTIFICATIONS

Certified By: Certified for North American Standards

IP rating: IP20


PROJECT

TYPE

SPECIFIER

QUANTITY


DATE



FLUTE - MONOPOINT SUSPENSION

D141011-

PROJECT
TYPE
SPECIFIER
QUANTITY
DATE



FLUTE - MONOPOINT SUSPENSION

D141012-

base number      Finish      Finish  
Options      Options

- 1. To build a product code in our configurator select the specify button on the base model # product page
- 2. To build a manual product code on this datasheet choose from the options listed below in blue font and add the suffix to the base model #

GENERAL

Series: Flute  
Subseries: Flute - Monopoint  
Brand: Cangini & Tucci  
Division: Design  
Mounting Type: Suspension  
Mounting Location: Ceiling  
Subcategory: Pendant

PHYSICAL

Shape: Cone  
Diameter (mm): 160  
Diameter (in): 6 5/16  
Height (mm): 350  
Height (in): 13 3/4  
Max. Overall Height (mm): 1850  
Max. Overall Height (in): 72 13/16  
Light Distribution: Omnidirectional  
Weight (kg): 1.13  
Weight (lbs): 2.49  
Diffuser: Glass - Opal  
Fixture Finish: AMB / BLK / GRN / PNK / RUB / SKB / SMK / SWT / TOB / TRA  
Holder Finish: CHR / MWH / MBK / BCR  
Fixture Material: Glass / Metal  
Cable Details: 1500mm Transparent Cable  
Upon Request: Black Fabric Cable

ELECTRICAL

Number of Lamps: 1  
Lamp Type: LED Retrofit  
Bulb Included: Bulb Not Included  
Max. Wattage Per Lamp (W): 16  
Lamp Base: E26  
Input Voltage (V): 120  
Upon Request: 277Vac / GU24

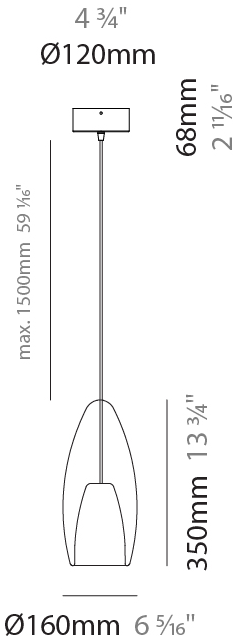
LED

OPTICAL

RATINGS AND CERTIFICATIONS

Certified By: Certified for North American Standards  
IP rating: IP20

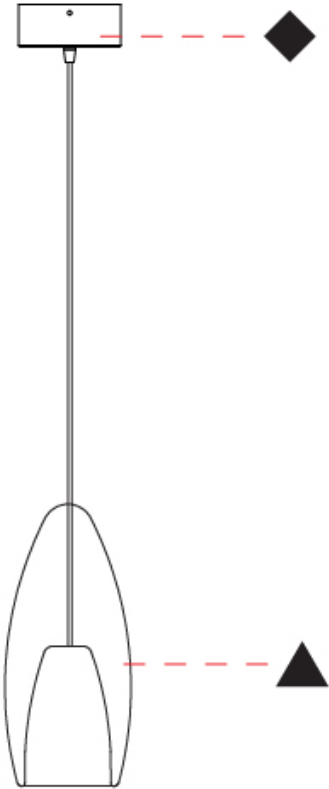
PROJECT
TYPE
SPECIFIER
QUANTITY
DATE



FLUTE - MONOPOINT SUSPENSION

D141012-

PROJECT
TYPE
SPECIFIER
QUANTITY
DATE



FLUTE - MONOPOINT SUSPENSION

D141013-

base number

Finish

Options

Finish

Options

1.

To build a product code in our configurator select the specify button on the base model # product page
2.

To build a manual product code on this datasheet choose from the options listed below in blue font and add the suffix to the base model #

GENERAL

Series: Flute

Subseries: Flute - Monopoint

Brand: Cangini & Tucci

Division: Design

Mounting Type: Suspension

Mounting Location: Ceiling

Subcategory: Pendant

PHYSICAL

Shape: Cone

Diameter (mm): 200

Diameter (in): 7 7⁄8

Height (mm): 450

Height (in): 17 11⁄16

Max. Overall Height (mm): 1950

Max. Overall Height (in): 76 3⁄4

Light Distribution: Omnidirectional

Weight (kg): 1.79

Weight (lbs): 3.95

Diffuser: Glass - Opal

Fixture Finish: AMB / BLK / GRN / PNK / RUB / SKB / SMK / SWT / TOB / TRA

Holder Finish: CHR / MWH / MBK / BCR

Fixture Material: Glass / Metal

Cable Details: 1500mm Transparent Cable

Upon Request: Black Fabric Cable

ELECTRICAL

Number of Lamps: 1

Lamp Type: LED Retrofit

Bulb Included: Bulb Not Included

Max. Wattage Per Lamp (W): 16

Lamp Base: E26

Input Voltage (V): 120

Upon Request: 277Vac / GU24

LED

OPTICAL

RATINGS AND CERTIFICATIONS

Certified By: Certified for North American Standards

IP rating: IP20

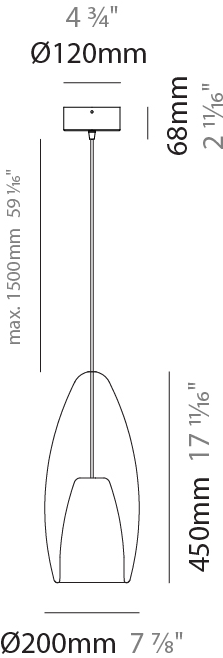
PROJECT

TYPE

SPECIFIER

QUANTITY

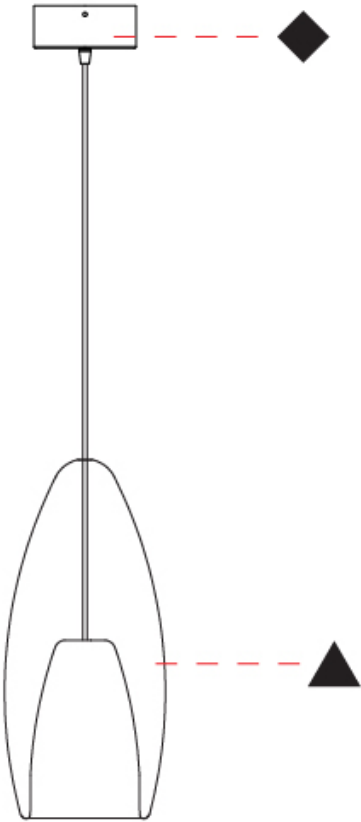
DATE



FLUTE - MONOPOINT SUSPENSION

D141013-

PROJECT
TYPE
SPECIFIER
QUANTITY
DATE



FLUTE 2 LIGHT SWAG SUSPENSION

D141017-

base number      Finish Options      Finish Options      Finish Options

1. To build a product code in our configurator select the specify button on the base model # product page  
2. To build a manual product code on this datasheet choose from the options listed below in blue font and add the suffix to the base model #

GENERAL

Series: Flute  
Subseries: Flute 2 Light Swag  
Brand: Cangini & Tucci  
Division: Design  
Mounting Type: Suspension  
Mounting Location: Ceiling  
Subcategory: Pendant

PHYSICAL

Shape: Cone  
Diameter (mm): 120  
Diameter (in): 4 3/4  
Height (mm): 270  
Height (in): 10 5/8  
Max. Overall Height (mm): 2770  
Max. Overall Height (in): 109 1/16  
Light Distribution: Omnidirectional  
Weight (kg): 1.235  
Weight (lbs): 2.723  
Diffuser: Glass - Opal  
Fixture Finish: AMB / BLK / GRN / PNK / RUB / SKB / SMK / SWT / TOB / TRA  
Holder Finish: CHR / MWH / MBK / BCR  
Fixture Material: Glass / Metal  
Cable Details: 2500mm Cable - Transparent or Black  
Upon Request: Black Fabric Cable

ELECTRICAL

Number of Lamps: 2  
Lamp Type: LED Retrofit  
Bulb Included: Bulb Not Included  
Total Output Wattage (W): 8  
Max. Wattage Per Lamp (W): 4  
Lamp Base: E12  
Input Voltage (V): 120

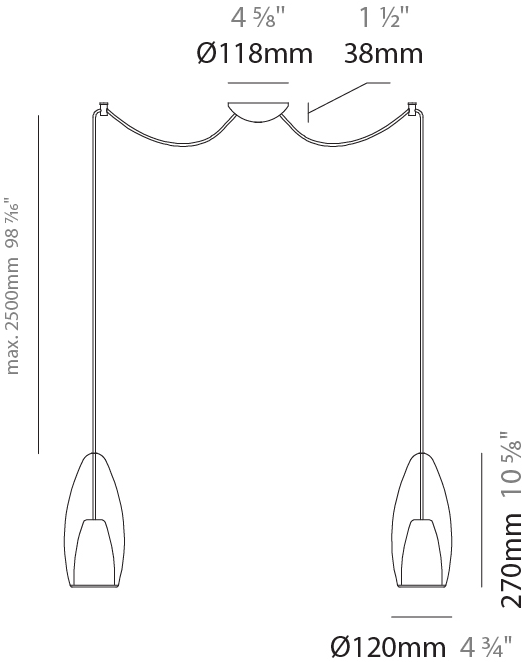
LED

OPTICAL

RATINGS AND CERTIFICATIONS

Certified By: Certified for North American Standards  
IP rating: IP20

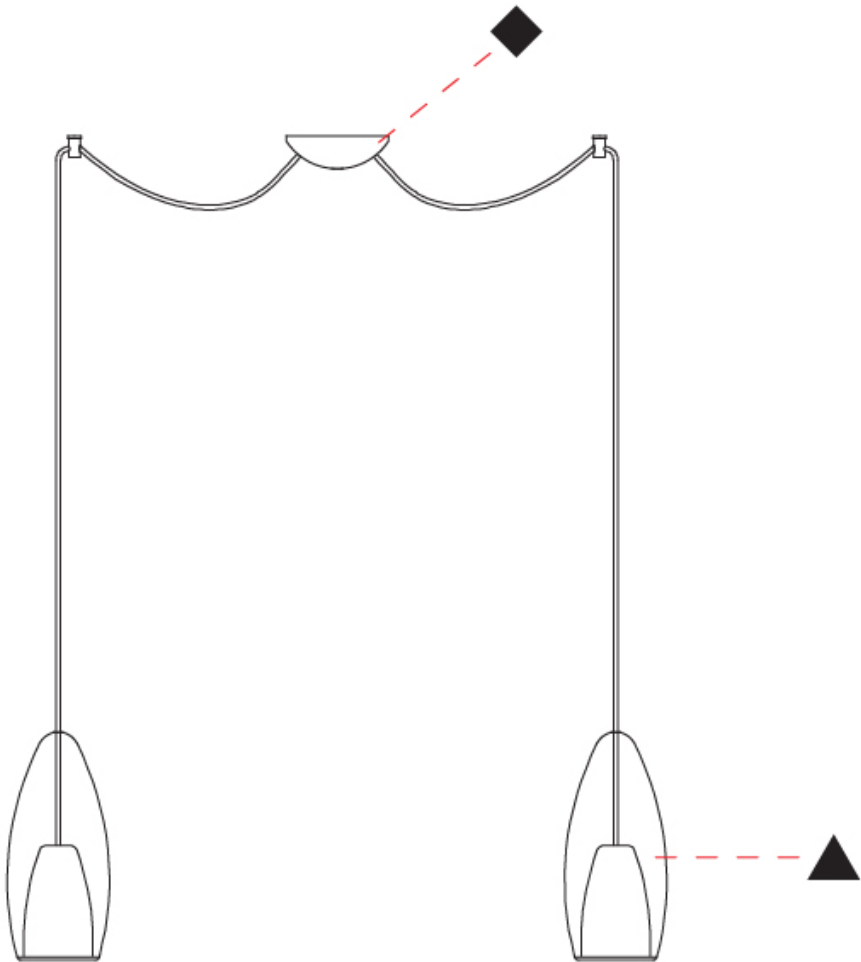
PROJECT  
TYPE  
SPECIFIER  
QUANTITY  
DATE



FLUTE 2 LIGHT SWAG SUSPENSION

D141017-

PROJECT	
TYPE	
SPECIFIER	
QUANTITY	
DATE	





FLUTE 2 LIGHT SWAG SUSPENSION

D141019-

base number      Finish Options      Finish Options

1.To build a product code in our configurator select the specify button on the base model # product page  
2. To build a manual product code on this datasheet choose from the options listed below in blue font and add the suffix to the base model #

GENERAL

Series: Flute  
Subseries: Flute 2 Light Swag  
Brand: Cangini & Tucci  
Division: Design  
Mounting Type: Suspension  
Mounting Location: Ceiling  
Subcategory: Pendant

PHYSICAL

Shape: Cone  
Diameter (mm): 160  
Diameter (in): 6 5/16  
Height (mm): 350  
Height (in): 13 3/4  
Max. Overall Height (mm): 2850  
Max. Overall Height (in): 112 3/16  
Light Distribution: Omnidirectional  
Weight (kg): 2.235  
Weight (lbs): 4.927  
Diffuser: Glass - Opal  
Fixture Finish: AMB / BLK / GRN / PNK / RUB / SKB / SMK / SWT / TOB / TRA  
Holder Finish: CHR / WHI / BLK / BCR  
Fixture Material: Glass / Metal  
Cable Details: 2500mm Cable - Transparent or Black  
Upon Request: Black Fabric Cable

ELECTRICAL

Number of Lamps: 2  
Lamp Type: LED Retrofit  
Bulb Included: Bulb Not Included  
Total Output Wattage (W): 32  
Max. Wattage Per Lamp (W): 16  
Lamp Base: E26  
Input Voltage (V): 120  
Upon Request: 277Vac / GU24

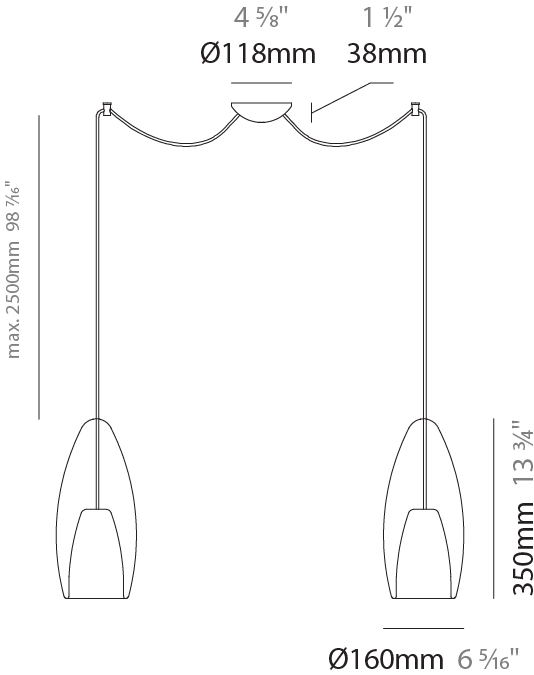
LED

OPTICAL

RATINGS AND CERTIFICATIONS

Certified By: Certified for North American Standards  
IP rating: IP20

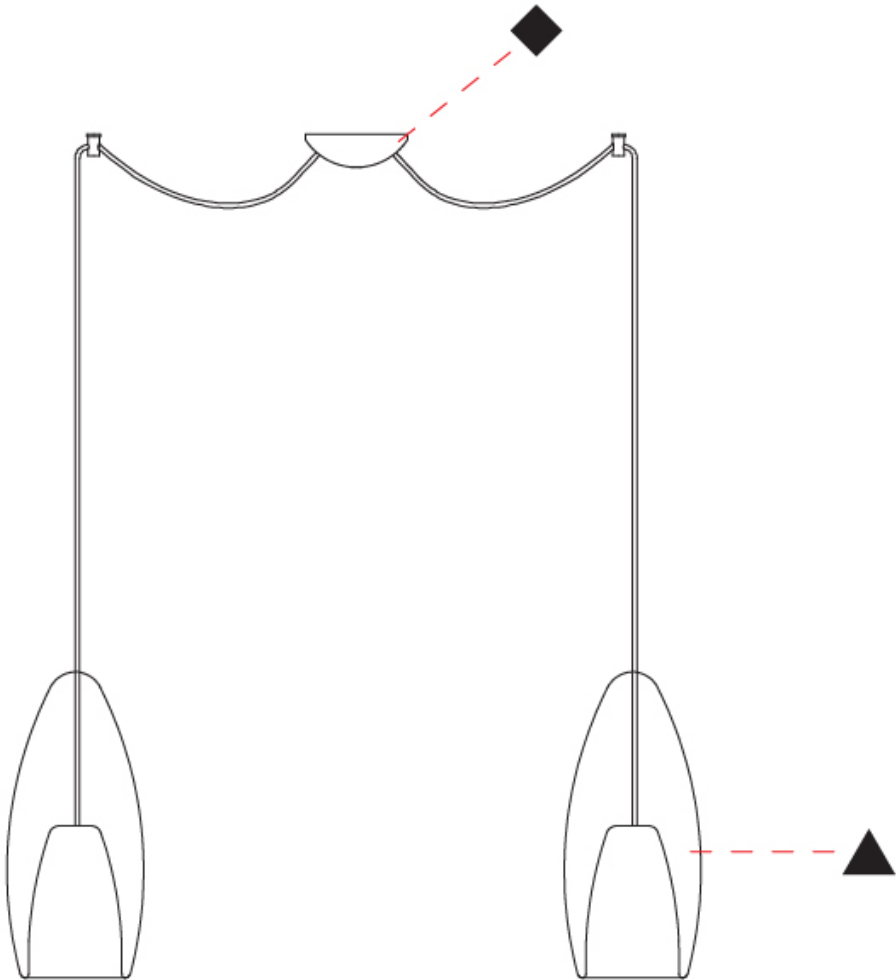
PROJECT  
TYPE  
SPECIFIER  
QUANTITY  
DATE



FLUTE 2 LIGHT SWAG SUSPENSION

D141019-

PROJECT	
TYPE	
SPECIFIER	
QUANTITY	
DATE	



FLUTE 3 LIGHT LINEAR SUSPENSION

D141021-

base number      Finish Options      Finish Options

- 1. To build a product code in our configurator select the specify button on the base model # product page
- 2. To build a manual product code on this datasheet choose from the options listed below in blue font and add the suffix to the base model #

GENERAL

Series: Flute  
Subseries: Flute 3 Light Linear  
Brand: Cangini & Tucci  
Division: Design  
Mounting Type: Suspension  
Mounting Location: Ceiling  
Subcategory: Pendant

PHYSICAL

Shape: Cone  
Diameter (mm): 120  
Diameter (in): 4 3/4  
Length (mm): 900  
Length (in): 35 3/16  
Height (mm): 270  
Height (in): 10 5/8  
Max. Overall Height (mm): 1750  
Max. Overall Height (in): 68 7/8  
Light Distribution: Omnidirectional  
Weight (kg): 2.77  
Weight (lbs): 6.11  
Diffuser: Glass - Opal  
Fixture Finish: AMB / BLK / GRN / PNK / RUB / SKB / SMK / SWT / TOB / TRA  
Holder Finish: CHR / WHI / BLK / BCR  
Fixture Material: Glass / Metal  
Cable Details: 1500mm Transparent Cable  
Upon Request: Black Fabric Cable

ELECTRICAL

Number of Lamps: 3  
Lamp Type: LED Retrofit  
Bulb Included: Bulb Not Included  
Total Output Wattage (W): 48  
Max. Wattage Per Lamp (W): 16  
Lamp Base: E26  
Input Voltage (V): 120  
Upon Request: 277Vac / GU24

LED

OPTICAL

RATINGS AND CERTIFICATIONS

Certified By: Certified for North American Standards  
IP rating: IP20

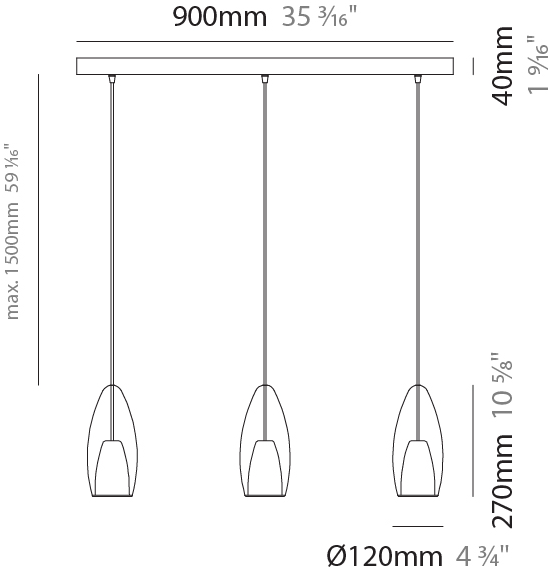
PROJECT \_\_\_\_\_

TYPE \_\_\_\_\_

SPECIFIER \_\_\_\_\_

QUANTITY \_\_\_\_\_

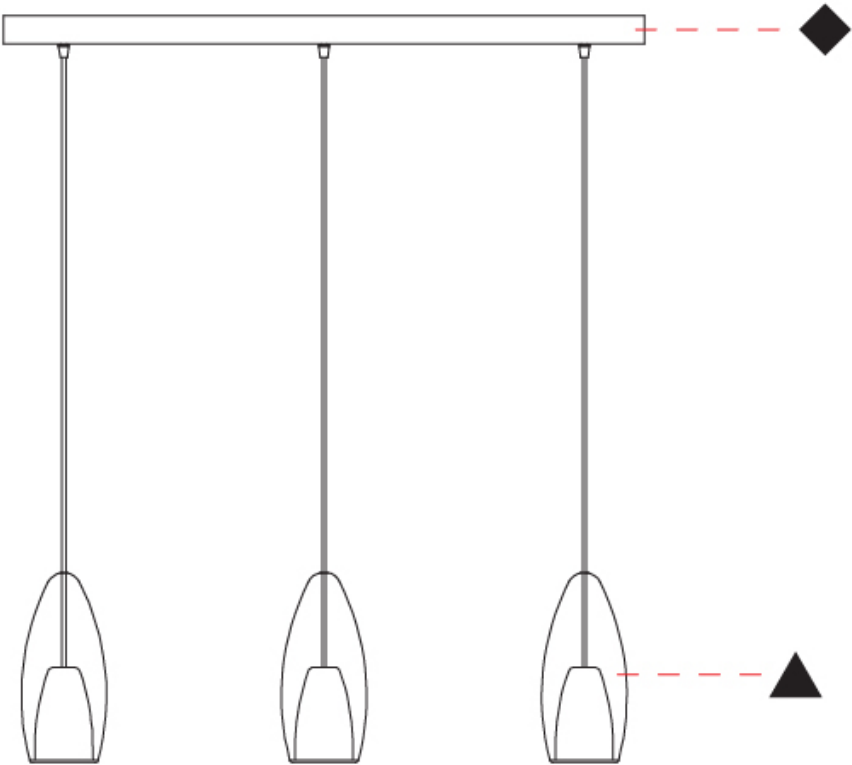
DATE \_\_\_\_\_



FLUTE 3 LIGHT LINEAR SUSPENSION

D141021-

PROJECT	
TYPE	
SPECIFIER	
QUANTITY	
DATE	



FLUTE 3 LIGHT LINEAR SUSPENSION

D141022-

base number      Finish      Finish  
Options      Options

- 1.To build a product code in our configurator select the specify button on the base model # product page
- 2. To build a manual product code on this datasheet choose from the options listed below in blue font and add the suffix to the base model #

GENERAL

Series: Flute  
Subseries: Flute 3 Light Linear  
Brand: Cangini & Tucci  
Division: Design  
Mounting Type: Suspension  
Mounting Location: Ceiling  
Subcategory: Pendant

PHYSICAL

Shape: Cone  
Diameter (mm): 160  
Diameter (in): 6 5/16  
Length (mm): 1200  
Length (in): 47 1/4  
Height (mm): 350  
Height (in): 13 3/4  
Max. Overall Height (mm): 1850  
Max. Overall Height (in): 72 13/16  
Light Distribution: Omnidirectional  
Weight (kg): 4.58  
Weight (lbs): 10.10  
Diffuser: Glass - Opal  
Fixture Finish: AMB / BLK / GRN / PNK / RUB / SKB / SMK / SWT / TOB / TRA  
Holder Finish: CHR / WHI / BLK / BCR  
Fixture Material: Glass / Metal  
Cable Details: 1500mm Transparent Cable  
Upon Request: Black Fabric Cable

ELECTRICAL

Number of Lamps: 3  
Lamp Type: LED Retrofit  
Bulb Included: Bulb Not Included  
Total Output Wattage (W): 48  
Max. Wattage Per Lamp (W): 16  
Lamp Base: E26  
Input Voltage (V): 120  
Upon Request: 277Vac / GU24

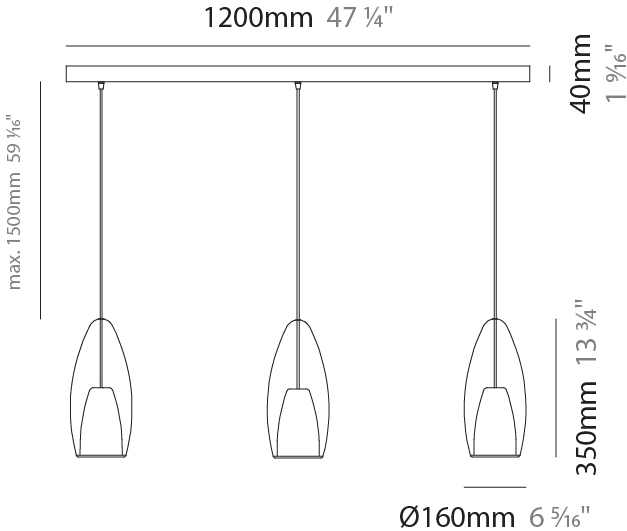
LED

OPTICAL

RATINGS AND CERTIFICATIONS

Certified By: Certified for North American Standards  
IP rating: IP20

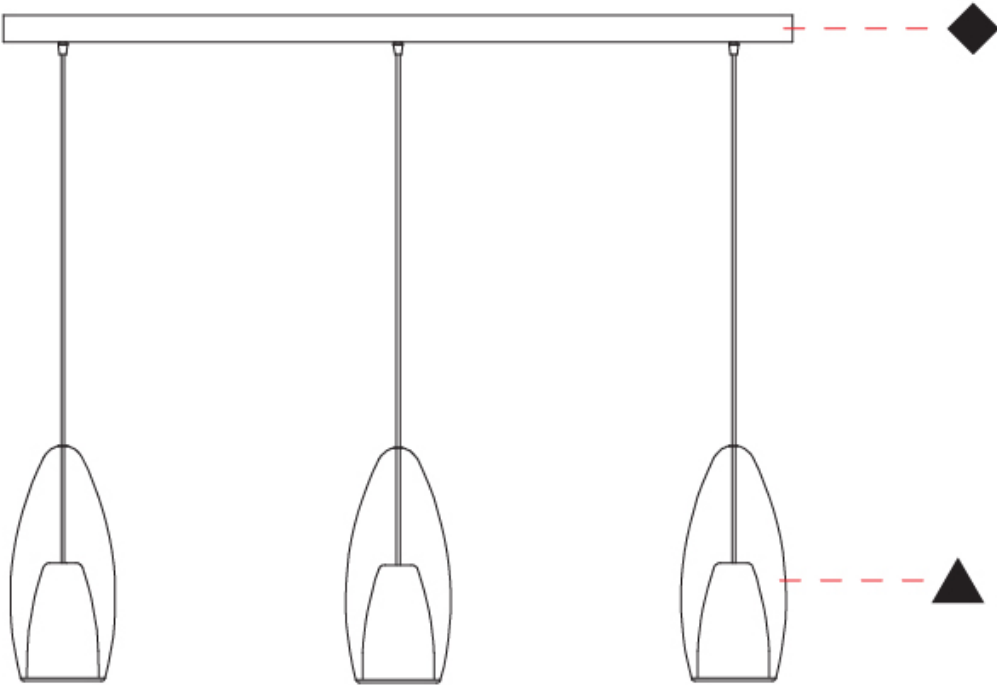
PROJECT  
TYPE  
SPECIFIER  
QUANTITY  
DATE



FLUTE 3 LIGHT LINEAR SUSPENSION

D141022-

PROJECT	
TYPE	
SPECIFIER	
QUANTITY	
DATE	



FLUTE 3 LIGHT CLUSTER SUSPENSION

D141023-

base number Finish Options Finish Options

1. To build a product code in our configurator select the specify button on the base model # product page
2. To build a manual product code on this datasheet choose from the options listed below in blue font and add the suffix to the base model #

GENERAL

Series: Flute

Subseries: Flute 3 Light Cluster

Brand: Cangini & Tucci

Division: Design

Mounting Type: Suspension

Mounting Location: Ceiling

Subcategory: Pendant

PHYSICAL

Shape: Cone

Diameter (mm): 430

Diameter (in): 16 15/16

Max. Overall Height (mm): 1950

Max. Overall Height (in): 76 3/4

Light Distribution: Omnidirectional

Weight (kg): 5.46

Weight (lbs): 12.01

Diffuser: Glass - Opal

Fixture Finish: AMB / BLK / GRN / PNK / RUB / SKB / SMK / SWT / TOB / TRA

Holder Finish: CHR / WHI / BLK / BCR

Fixture Material: Glass / Metal

Cable Details: 1500mm Transparent Cable

Upon Request: Black Fabric Cable

ELECTRICAL

Number of Lamps: 3

Lamp Type: LED Retrofit

Bulb Included: Bulb Not Included

Total Output Wattage (W): 32 + 4

Max. Wattage Per Lamp (W): 16 + 4

Lamp Base: E26 + E12

Input Voltage (V): 120

LED

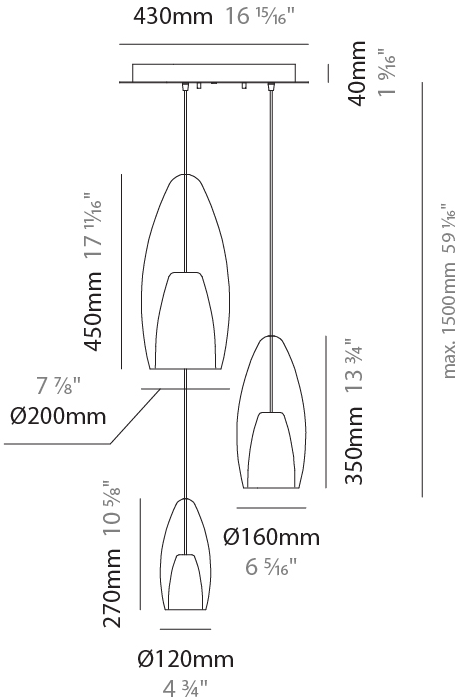
OPTICAL

RATINGS AND CERTIFICATIONS

Certified By: Certified for North American Standards

IP rating: IP20

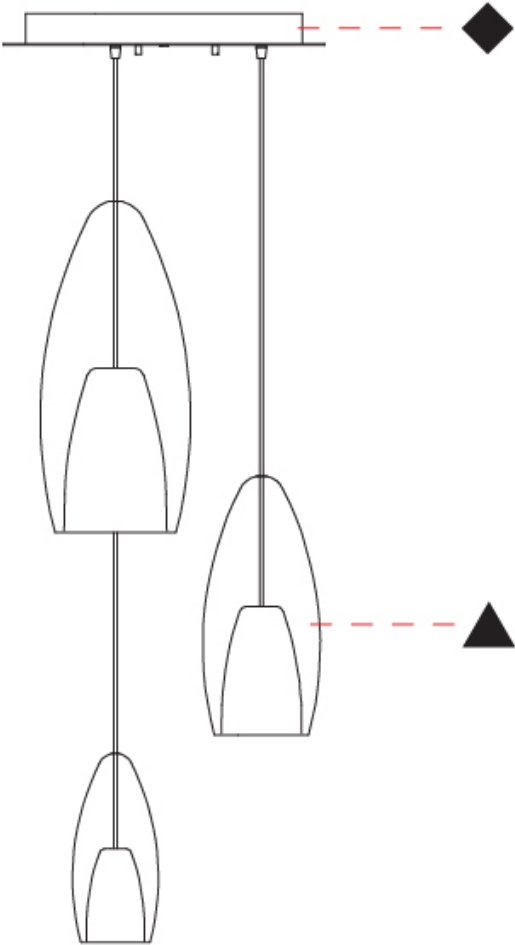
PROJECT
TYPE
SPECIFIER
QUANTITY
DATE



FLUTE 3 LIGHT CLUSTER SUSPENSION

D141023-


PROJECT
TYPE
SPECIFIER
QUANTITY
DATE






PROJECT
TYPE
SPECIFIER
QUANTITY
DATE

Fixture Finish



Holder Finish



**Digital:** Not all screens are calibrated the same, and therefore, colors will appear differently between screens.  
**Physical:** When texture is involved, there will be variations in color, character and tone within a product series and between product families.













PROJECT
TYPE
SPECIFIER
QUANTITY
DATE











LEGEND

	floor-mounted		pivotal		special LED (upon request) RGB, RGBW, tunable, gold+, meat+, art+, fashion+
	wall and ceiling: recessed and surface mounted		rotating		warm dim / natural dimming LED
	ceiling-mounted and wall-mounted		illuminate tilted		rechargeable battery powered
	wall-mounted		color of suspension cable		fixture with natural vivid LED (upon request)
	omni-directional light distribution		length of suspension cable		color rendering index
	direct light distribution		reflector degree selection		color temperature
	direct/indirect light distribution		super spot		lumen (luminous flux)
	indirect light distribution		lens		efficacy (lumens per watt)
	asymmetric light distribution		lens pack		Unified Glare Rating (UGR) range from 5-40
	aura light distribution		shine ring		marine grade (AISI 316 stainless steel)
	round wall or ceiling cut-out		integrated shine ring with diffuser		walk on
	square wall or ceiling cut-out		free individual colors 01-29		drive on
	the supplied jig specifies the cutout dimensions		individual colors: 00 (free of charge), 01-25 (extra charge)		Dark Sky Compliance
	minimum distance (meters) lamp - object		luminaire part to be colored (F1)		Americans with Disabilities Act (less than 4" off the wall located between 27"-84" from floor)
	recessed depth		luminaire part to be colored (F2)		lamp protected against explosion
	ceiling thickness in mm		luminaire part to be colored (F3)		blown glass using traditional methods by master glass blower
	ceiling thickness selection		luminaire part to be colored (F4)		acoustic material
	dimmable DP (phase), DV (0-10V), DD (dali), DS (step-dim)		luminaire part to be colored (F5)		protection class I, protection insulation
	included or excluded LED driver/transformer/control gear		color of 3-circuit adaptor		protection class II, protection insulation
	separately switchable		indirect diffuser		ETL Certified to UL and CSA Standards
	sensor		direct diffuser		UL Certified to UL and CSA Standards
	remote control		ball-proof (upon request)		CSA Certified to UL and CSA Standards
	available upon request		accessory		Certified for North American Standards

IP RATING

	protected against ingress of solid bodies greater than 12.5mm (finger)
	protected against ingress of solid bodies greater than 2.5mm protected against sprays of water up to 60 degrees from the vertical (rain)
	protected against ingress of solid bodies greater than 1mm (wire) no protection against the ingress of moisture
	protected against ingress of solid bodies greater than 1mm (wire) protected against sprays of water up to 60 degrees from the vertical (rain)
	protected against ingress of solid bodies greater than 1mm (wire) protected against water splashed from all directions
	protected against limited ingress of dust (wet rooms/covered outdoor areas) protected against water splashed from all directions
	protected against ingress of dust protected against jets of water
	protected against ingress of dust protected against powerful jets of water or heavy seas
	protected against ingress of dust protected against immersion of water between 15cm - 1m for 30 minutes
	protected against ingress of dust protected against immersion of water under pressure for long periods

IK RATING

	protected against 0.14 joules impact (equivalent to 0.25kg mass dropped from 56mm above the surface)
	protected against 0.2 joules impact (equivalent to 0.25kg mass dropped from 80mm above the surface)
	protected against 0.35 joules impact (equivalent to 0.25kg mass dropped from 140mm above the surface)
	protected against 0.5 joules impact (equivalent to 0.25kg mass dropped from 200mm above the surface)
	protected against 0.7 joules impact (equivalent to 0.25kg mass dropped from 280mm above the surface)
	protected against 1 joules impact (equivalent to 0.25kg mass dropped from 400mm above the surface)
	protected against 2 joules impact (equivalent to 0.5kg mass dropped from 400mm above the surface)
	protected against 5 joules impact (equivalent to 1.7kg mass dropped from 300mm above the surface)
	protected against 10 joules impact (equivalent to 5.0kg mass dropped from 200mm above the surface)
	protected against 20 joules impact (equivalent to 5.0kg mass dropped from 400mm above the surface)