

PROJECT	
TYPE	
SPECIFIER	
QUANTITY	
DATE	

FLUTE - MONOPOINT SUSPENSION

D141011-

base number	Finish Options	Finish Options
-------------	----------------	----------------

- To build a product code in our configurator select the specify button on the base model # product page
- To build a manual product code on this datasheet choose from the options listed below in blue font and add the suffix to the base model #

GENERAL

Series: Flute
Subseries: Flute - Monopoint
Brand: Cangini & Tucci
Division: Design
Mounting Type: Suspension
Mounting Location: Ceiling
Subcategory: Pendant

PHYSICAL

Shape: Cone
Diameter (mm): 120
Diameter (in): 4 3/4
Height (mm): 270
Height (in): 10 5/8
Max. Overall Height (mm): 1750
Max. Overall Height (in): 68 7/8
Light Distribution: Omnidirectional
Weight (kg): 0.63
Weight (lbs): 1.4
Diffuser: Glass - Opal
Fixture Finish: AMB / BLK / GRN / PNK / RUB / SKB / SMK / SWT / TOB / TRA
Holder Finish: CHR / MWH / MBK / BCR
Fixture Material: Glass / Metal
Cable Details: 1500mm Transparent Cable
Upon Request: Black Fabric Cable

ELECTRICAL

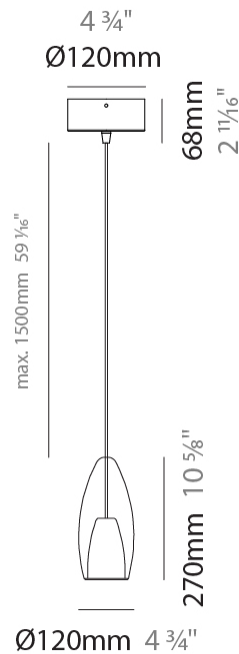
Number of Lamps: 1
Lamp Type: LED Retrofit
Bulb Included: Bulb Not Included
Max. Wattage Per Lamp (W): 4
Lamp Base: E12
Input Voltage (V): 120

LED

OPTICAL

RATINGS AND CERTIFICATIONS

Certified By: Certified for North American Standards
IP rating: IP20



FLUTE - MONOPOINT SUSPENSION

D141011-


PROJECT

TYPE

SPECIFIER

QUANTITY

DATE



D

FLUTE - MONOPOINT SUSPENSION

D141012-

base number Finish Options Finish Options

- To build a product code in our configurator select the specify button on the base model # product page
- To build a manual product code on this datasheet choose from the options listed below in blue font and add the suffix to the base model #

GENERAL

Series: Flute
 Subseries: Flute - Monopoint
 Brand: Cangini & Tucci
 Division: Design
 Mounting Type: Suspension
 Mounting Location: Ceiling
 Subcategory: Pendant

PHYSICAL

Shape: Cone
 Diameter (mm): 160
 Diameter (in): 6 ⁵/₁₆
 Height (mm): 350
 Height (in): 13 ³/₄
 Max. Overall Height (mm): 1850
 Max. Overall Height (in): 72 ¹³/₁₆
 Light Distribution: Omnidirectional
 Weight (kg): 1.13
 Weight (lbs): 2.49
 Diffuser: Glass - Opal
 Fixture Finish: [AMB](#) / [BLK](#) / [GRN](#) / [PNK](#) / [RUB](#) / [SKB](#) / [SMK](#) / [SWT](#) / [TOB](#) / [TRA](#)
 Holder Finish: [CHR](#) / [MWH](#) / [MBK](#) / [BCR](#)
 Fixture Material: Glass / Metal
 Cable Details: 1500mm Transparent Cable
 Upon Request: Black Fabric Cable

ELECTRICAL

Number of Lamps: 1
 Lamp Type: LED Retrofit
 Bulb Included: Bulb Not Included
 Max. Wattage Per Lamp (W): 16
 Lamp Base: E26
 Input Voltage (V): 120
 Upon Request: 277Vac / GU24

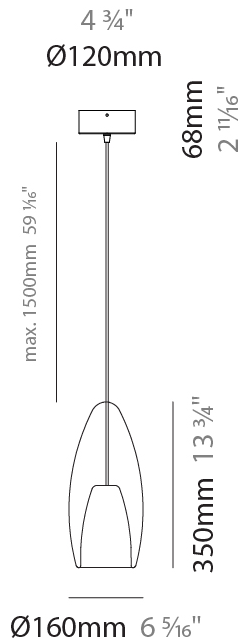
LED

OPTICAL

RATINGS AND CERTIFICATIONS

Certified By: Certified for North American Standards
 IP rating: IP20

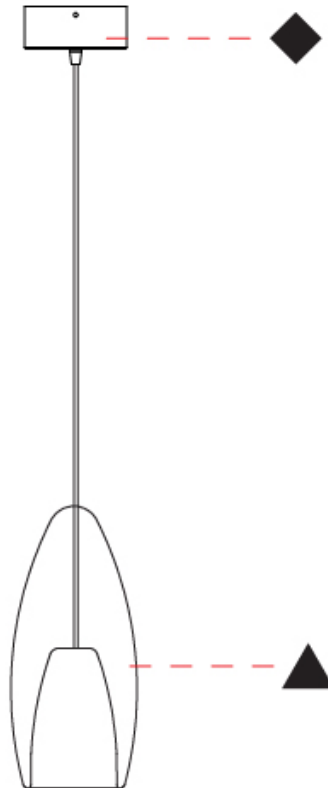
PROJECT
TYPE
SPECIFIER
QUANTITY
DATE



FLUTE - MONOPOINT SUSPENSION

D141012-

PROJECT
TYPE
SPECIFIER
QUANTITY
DATE



D

FLUTE - MONOPOINT SUSPENSION

D141013-

base number Finish Options - Finish Options

- To build a product code in our configurator select the specify button on the base model # product page
- To build a manual product code on this datasheet choose from the options listed below in blue font and add the suffix to the base model #

GENERAL

Series: Flute
 Subseries: Flute - Monopoint
 Brand: Cangini & Tucci
 Division: Design
 Mounting Type: Suspension
 Mounting Location: Ceiling
 Subcategory: Pendant

PHYSICAL

Shape: Cone
 Diameter (mm): 200
 Diameter (in): 7 7/8
 Height (mm): 450
 Height (in): 17 11/16
 Max. Overall Height (mm): 1950
 Max. Overall Height (in): 76 3/4
 Light Distribution: Omnidirectional
 Weight (kg): 1.79
 Weight (lbs): 3.95
 Diffuser: Glass - Opal
 Fixture Finish: [AMB](#) / [BLK](#) / [GRN](#) / [PNK](#) / [RUB](#) / [SKB](#) / [SMK](#) / [SWT](#) / [TOB](#) / [TRA](#)
 Holder Finish: [CHR](#) / [MWH](#) / [MBK](#) / [BCR](#)
 Fixture Material: Glass / Metal
 Cable Details: 1500mm Transparent Cable
 Upon Request: Black Fabric Cable

ELECTRICAL

Number of Lamps: 1
 Lamp Type: LED Retrofit
 Bulb Included: Bulb Not Included
 Max. Wattage Per Lamp (W): 16
 Lamp Base: E26
 Input Voltage (V): 120
 Upon Request: 277Vac / GU24

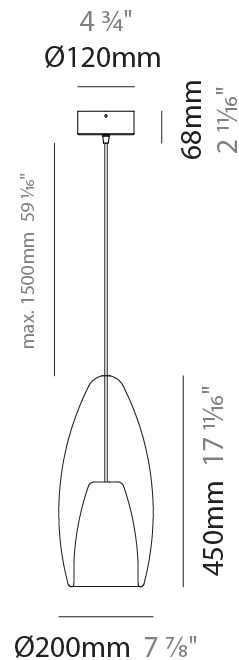
LED

OPTICAL

RATINGS AND CERTIFICATIONS

Certified By: Certified for North American Standards
 IP rating: IP20

PROJECT
TYPE
SPECIFIER
QUANTITY
DATE



FLUTE - MONOPOINT SUSPENSION

D141013-

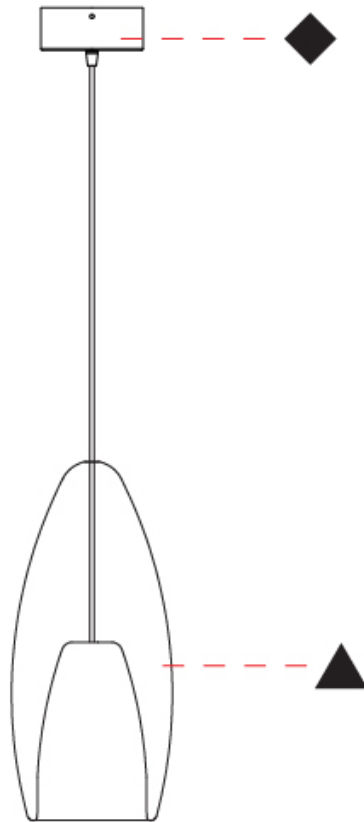
PROJECT

TYPE

SPECIFIER

QUANTITY

DATE



D

PROJECT	_____
TYPE	_____
SPECIFIER	_____
QUANTITY	_____
DATE	_____

FLUTE 2 LIGHT SWAG SUSPENSION

D141017-

base number	Finish Options	Finish Options	Finish Options
-------------	----------------	----------------	----------------

- To build a product code in our configurator select the specify button on the base model # product page
- To build a manual product code on this datasheet choose from the options listed below in blue font and add the suffix to the base model #

GENERAL

Series: Flute
Subseries: Flute 2 Light Swag
Brand: Cangini & Tucci
Division: Design
Mounting Type: Suspension
Mounting Location: Ceiling
Subcategory: Pendant

PHYSICAL

Shape: Cone
Diameter (mm): 120
Diameter (in): 4 ¾
Height (mm): 270
Height (in): 10 5/8
Max. Overall Height (mm): 2770
Max. Overall Height (in): 109 7/16
Light Distribution: Omnidirectional
Weight (kg): 1.235
Weight (lbs): 2.723
Diffuser: Glass - Opal
Fixture Finish: AMB / BLK / GRN / PNK / RUB / SKB / SMK / SWT / TOB / TRA
Holder Finish: CHR / MWH / MBK / BCR
Fixture Material: Glass / Metal
Cable Details: 2500mm Cable - Transparent or Black
Upon Request: Black Fabric Cable

ELECTRICAL

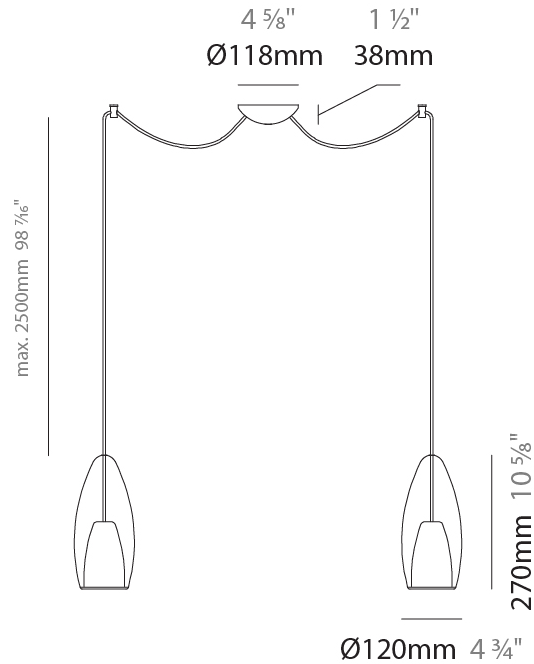
Number of Lamps: 2
Lamp Type: LED Retrofit
Bulb Included: Bulb Not Included
Total Output Wattage (W): 8
Max. Wattage Per Lamp (W): 4
Lamp Base: E12
Input Voltage (V): 120

LED

OPTICAL

RATINGS AND CERTIFICATIONS

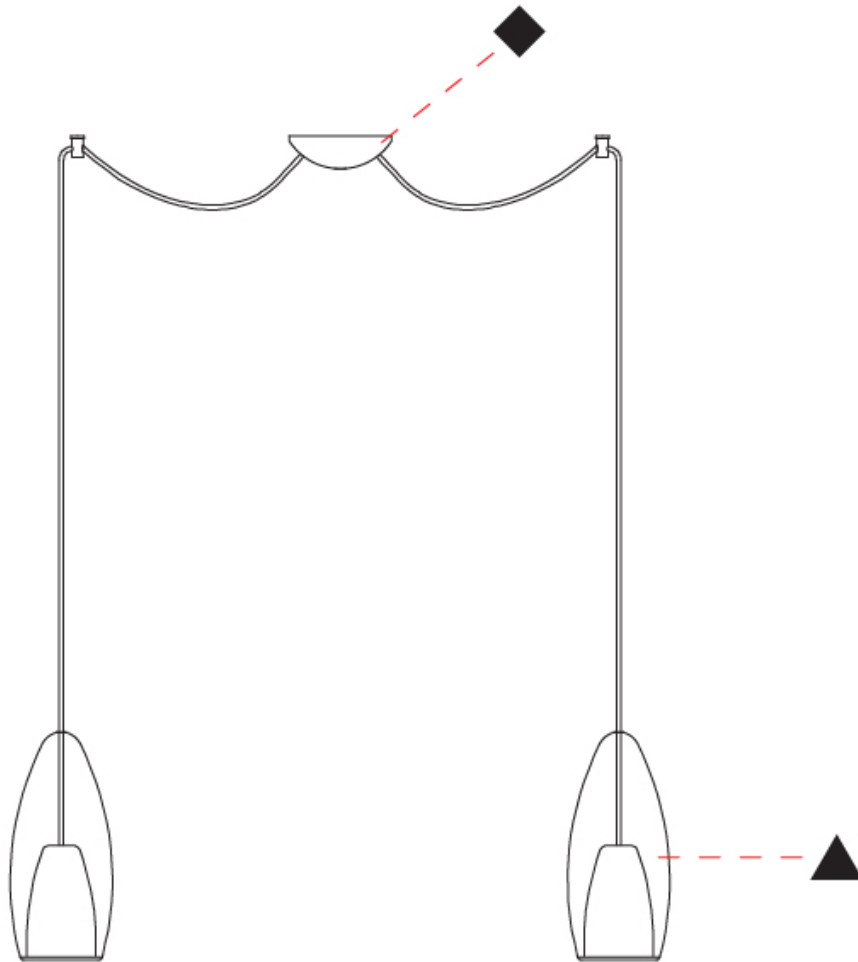
Certified By: Certified for North American Standards
IP rating: IP20



FLUTE 2 LIGHT SWAG SUSPENSION

D141017-

PROJECT	_____
TYPE	_____
SPECIFIER	_____
QUANTITY	_____
DATE	_____



D

PROJECT	
TYPE	
SPECIFIER	
QUANTITY	
DATE	

FLUTE 2 LIGHT SWAG SUSPENSION

D141019-

base number Finish Options Finish Options

- To build a product code in our configurator select the specify button on the base model # product page
- To build a manual product code on this datasheet choose from the options listed below in blue font and add the suffix to the base model #

GENERAL

Series: Flute
 Subseries: Flute 2 Light Swag
 Brand: Cangini & Tucci
 Division: Design
 Mounting Type: Suspension
 Mounting Location: Ceiling
 Subcategory: Pendant

PHYSICAL

Shape: Cone
 Diameter (mm): 160
 Diameter (in): 6 ⁵/₁₆
 Height (mm): 350
 Height (in): 13 ³/₄
 Max. Overall Height (mm): 2850
 Max. Overall Height (in): 112 ³/₁₆
 Light Distribution: Omnidirectional
 Weight (kg): 2.235
 Weight (lbs): 4.927
 Diffuser: Glass - Opal
 Fixture Finish: [AMB](#) / [BLK](#) / [GRN](#) / [PNK](#) / [RUB](#) / [SKB](#) / [SMK](#) / [SWT](#) / [TOB](#) / [TRA](#)
 Holder Finish: [CHR](#) / [WHI](#) / [BLK](#) / [BCR](#)
 Fixture Material: Glass / Metal
 Cable Details: 2500mm Cable - Transparent or Black
 Upon Request: Black Fabric Cable

ELECTRICAL

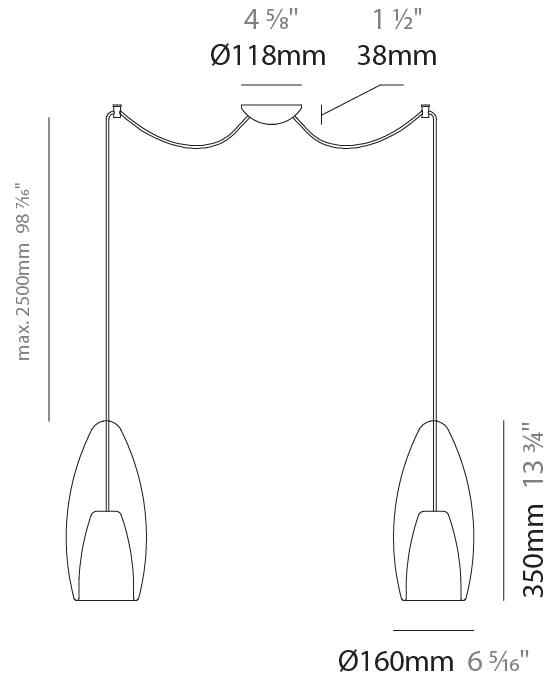
Number of Lamps: 2
 Lamp Type: LED Retrofit
 Bulb Included: Bulb Not Included
 Total Output Wattage (W): 32
 Max. Wattage Per Lamp (W): 16
 Lamp Base: E26
 Input Voltage (V): 120
 Upon Request: 277Vac / GU24

LED

OPTICAL

RATINGS AND CERTIFICATIONS

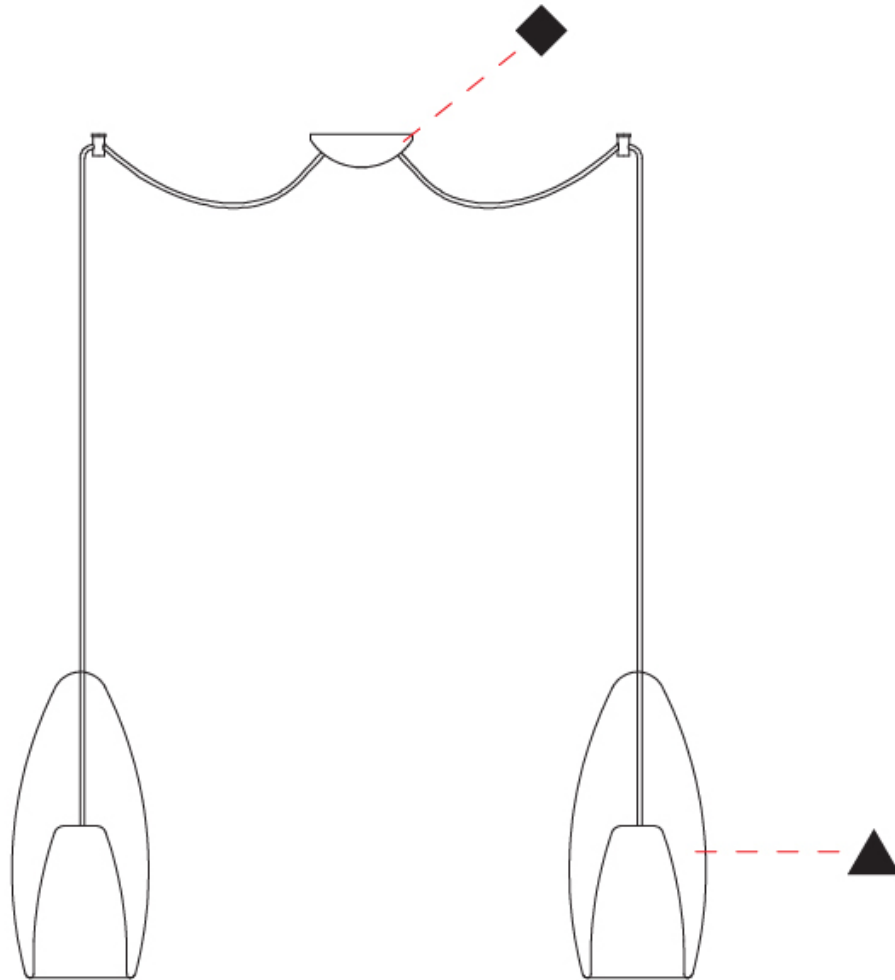
Certified By: Certified for North American Standards
 IP rating: IP20



FLUTE 2 LIGHT SWAG SUSPENSION

D141019-

PROJECT	_____
TYPE	_____
SPECIFIER	_____
QUANTITY	_____
DATE	_____



D

PROJECT	
TYPE	
SPECIFIER	
QUANTITY	
DATE	

FLUTE 3 LIGHT LINEAR SUSPENSION

D141021-

base number Finish Options Finish Options

- To build a product code in our configurator select the specify button on the base model # product page
- To build a manual product code on this datasheet choose from the options listed below in blue font and add the suffix to the base model #

GENERAL

Series: Flute
 Subseries: Flute 3 Light Linear
 Brand: Cangini & Tucci
 Division: Design
 Mounting Type: Suspension
 Mounting Location: Ceiling
 Subcategory: Pendant

PHYSICAL

Shape: Cone
 Diameter (mm): 120
 Diameter (in): 4 ¾
 Length (mm): 900
 Length (in): 35 ⅜
 Height (mm): 270
 Height (in): 10 ⅝
 Max. Overall Height (mm): 1750
 Max. Overall Height (in): 68 ⅞
 Light Distribution: Omnidirectional
 Weight (kg): 2.77
 Weight (lbs): 6.11
 Diffuser: Glass - Opal
 Fixture Finish: [AMB](#) / [BLK](#) / [GRN](#) / [PNK](#) / [RUB](#) / [SKB](#) / [SMK](#) / [SWT](#) / [TOB](#) / [TRA](#)
 Holder Finish: [CHR](#) / [WHI](#) / [BLK](#) / [BCR](#)
 Fixture Material: Glass / Metal
 Cable Details: 1500mm Transparent Cable
 Upon Request: Black Fabric Cable

ELECTRICAL

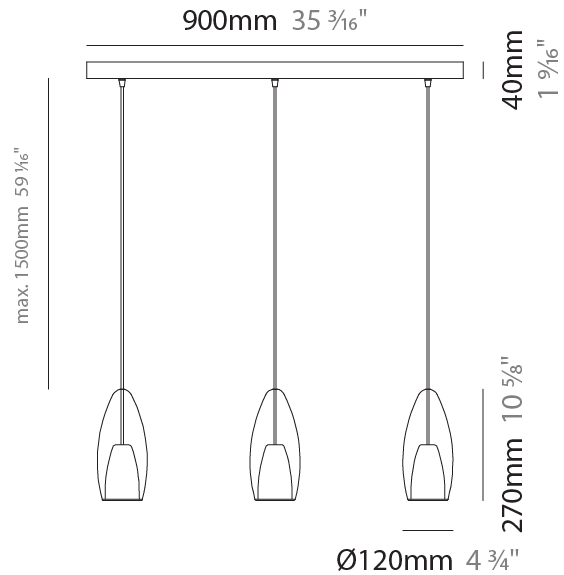
Number of Lamps: 3
 Lamp Type: LED Retrofit
 Bulb Included: Bulb Not Included
 Total Output Wattage (W): 48
 Max. Wattage Per Lamp (W): 16
 Lamp Base: E26
 Input Voltage (V): 120
 Upon Request: 277Vac / GU24

LED

OPTICAL

RATINGS AND CERTIFICATIONS

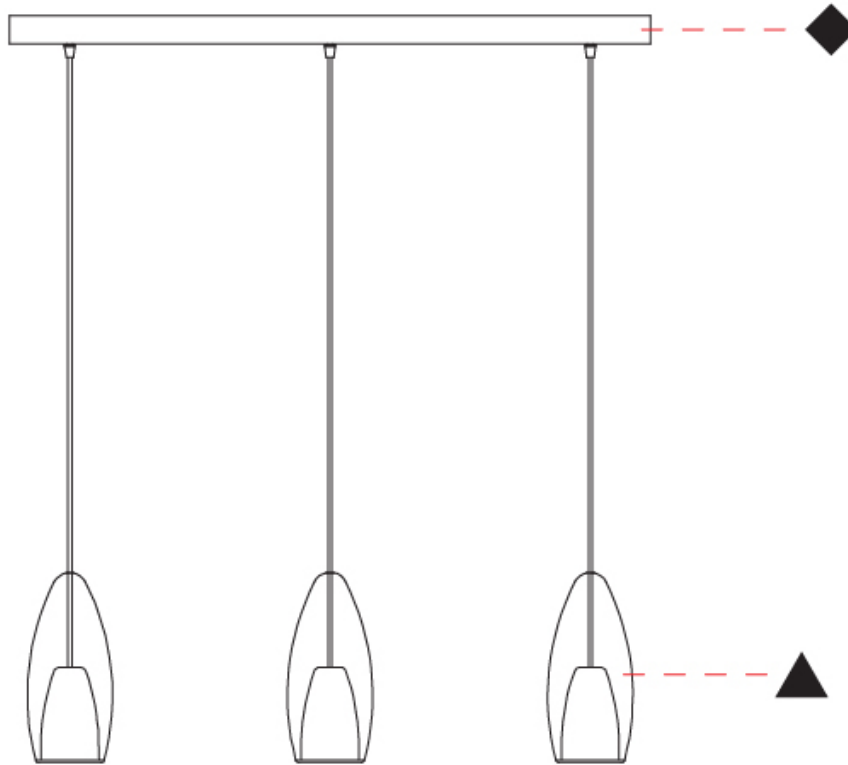
Certified By: Certified for North American Standards
 IP rating: IP20



FLUTE 3 LIGHT LINEAR SUSPENSION

D141021-

PROJECT	_____
TYPE	_____
SPECIFIER	_____
QUANTITY	_____
DATE	_____



D

PROJECT	_____
TYPE	_____
SPECIFIER	_____
QUANTITY	_____
DATE	_____

FLUTE 3 LIGHT LINEAR SUSPENSION

D141022-

base number Finish Options Finish Options

- To build a product code in our configurator select the specify button on the base model # product page
- To build a manual product code on this datasheet choose from the options listed below in blue font and add the suffix to the base model #

GENERAL

Series: Flute
 Subseries: Flute 3 Light Linear
 Brand: Cangini & Tucci
 Division: Design
 Mounting Type: Suspension
 Mounting Location: Ceiling
 Subcategory: Pendant

PHYSICAL

Shape: Cone
 Diameter (mm): 160
 Diameter (in): 6 ⁵/₁₆
 Length (mm): 1200
 Length (in): 47 ¹/₄
 Height (mm): 350
 Height (in): 13 ³/₄
 Max. Overall Height (mm): 1850
 Max. Overall Height (in): 72 ¹³/₁₆
 Light Distribution: Omnidirectional
 Weight (kg): 4.58
 Weight (lbs): 10.10
 Diffuser: Glass - Opal
 Fixture Finish: [AMB](#) / [BLK](#) / [GRN](#) / [PNK](#) / [RUB](#) / [SKB](#) / [SMK](#) / [SWT](#) / [TOB](#) / [TRA](#)
 Holder Finish: [CHR](#) / [WHI](#) / [BLK](#) / [BCR](#)
 Fixture Material: Glass / Metal
 Cable Details: 1500mm Transparent Cable
 Upon Request: Black Fabric Cable

ELECTRICAL

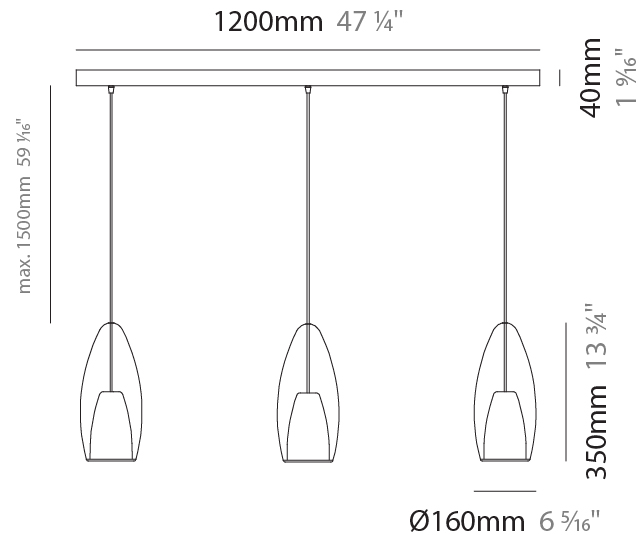
Number of Lamps: 3
 Lamp Type: LED Retrofit
 Bulb Included: Bulb Not Included
 Total Output Wattage (W): 48
 Max. Wattage Per Lamp (W): 16
 Lamp Base: E26
 Input Voltage (V): 120
 Upon Request: 277Vac / GU24

LED

OPTICAL

RATINGS AND CERTIFICATIONS

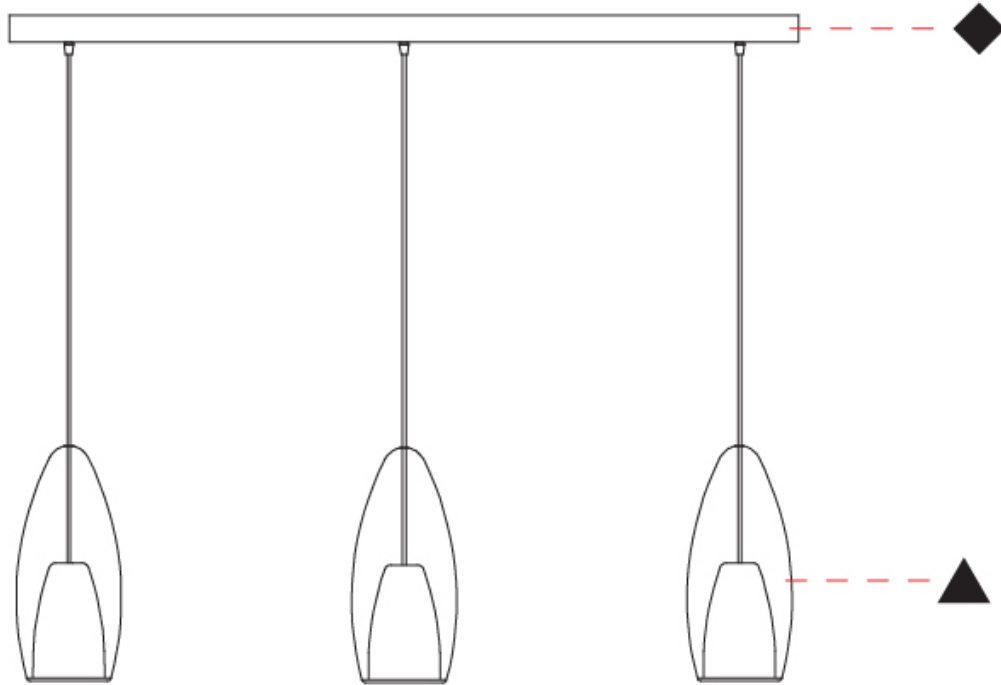
Certified By: Certified for North American Standards
 IP rating: IP20



FLUTE 3 LIGHT LINEAR SUSPENSION

D141022-

PROJECT	_____
TYPE	_____
SPECIFIER	_____
QUANTITY	_____
DATE	_____



D

PROJECT	
TYPE	
SPECIFIER	
QUANTITY	
DATE	

FLUTE 3 LIGHT CLUSTER SUSPENSION

D141023-

base number	Finish Options	Finish Options
-------------	----------------	----------------

- To build a product code in our configurator select the specify button on the base model # product page
- To build a manual product code on this datasheet choose from the options listed below in blue font and add the suffix to the base model #

GENERAL

Series: Flute
Subseries: Flute 3 Light Cluster
Brand: Cangini & Tucci
Division: Design
Mounting Type: Suspension
Mounting Location: Ceiling
Subcategory: Pendant

PHYSICAL

Shape: Cone
Diameter (mm): 430
Diameter (in): 16 ¹⁵ / ₁₆
Max. Overall Height (mm): 1950
Max. Overall Height (in): 76 ³ / ₄
Light Distribution: Omnidirectional
Weight (kg): 5.46
Weight (lbs): 12.01
Diffuser: Glass - Opal
Fixture Finish: AMB / BLK / GRN / PNK / RUB / SKB / SMK / SWT / TOB / TRA
Holder Finish: CHR / WHI / BLK / BCR
Fixture Material: Glass / Metal
Cable Details: 1500mm Transparent Cable
Upon Request: Black Fabric Cable

ELECTRICAL

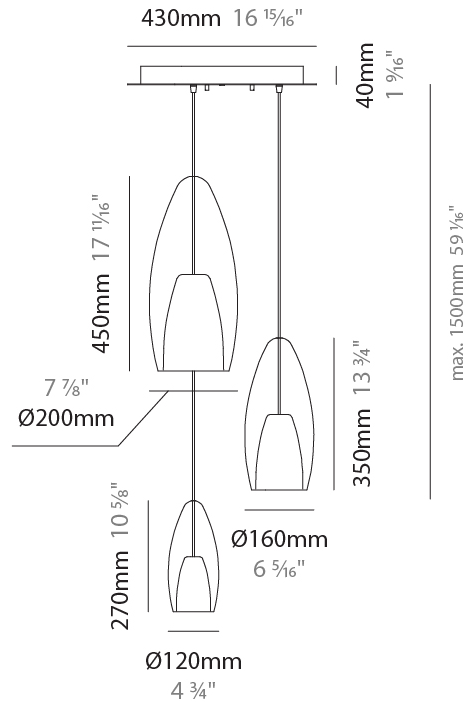
Number of Lamps: 3
Lamp Type: LED Retrofit
Bulb Included: Bulb Not Included
Total Output Wattage (W): 32 + 4
Max. Wattage Per Lamp (W): 16 + 4
Lamp Base: E26 + E12
Input Voltage (V): 120

LED

OPTICAL

RATINGS AND CERTIFICATIONS

Certified By: Certified for North American Standards
IP rating: IP20



FLUTE 3 LIGHT CLUSTER SUSPENSION

D141023-

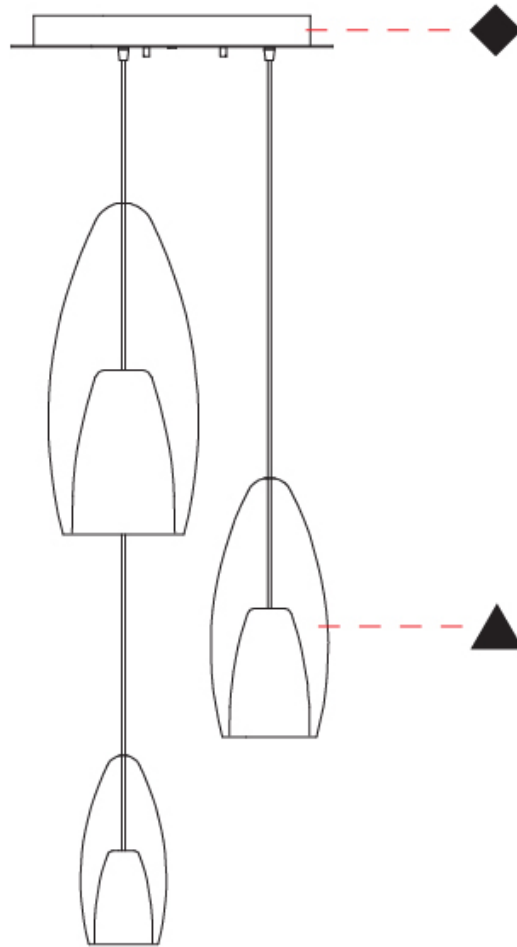
PROJECT _____

TYPE _____

SPECIFIER _____

QUANTITY _____

DATE _____



D

PROJECT
TYPE
SPECIFIER
QUANTITY
DATE

FLUTE

COLOR FINISH CHART

Fixture Finish

Amber - AMB



Black - BLK



Green - GRN



Pink - PNK



Ruby - RUB



Sky Blue - SKB



Smoke - SMK



Sea Water - SWT



Tobacco - TOB



Transparent - TRA




Holder Finish

Chrome - CHR




Matte White - MWH



Matte Black - MBK




Brushed Chrome - BCR



White - WHI



Black - BLK








































































Digital: Not all screens are calibrated the same, and therefore, colors will appear differently between screens.

Physical: When texture is involved, there will be variations in color, character and tone within a product series and between product families.













PROJECT	
TYPE	
SPECIFIER	
QUANTITY	
DATE	











LEGEND

 floor-mounted	 pivotable	 special LED (upon request) RGB, RGBW, tunable, gold+, meat+, art+, fashion+
 wall and ceiling: recessed and surface mounted	 rotating	 warm dim / natural dimming LED
 ceiling-mounted and wall-mounted	 illuminate tilted	 rechargeable battery powered
 wall-mounted	 color of suspension cable	 fixture with natural vivid LED (upon request)
 omni-directional light distribution	 length of suspension cable	 color rendering index
 direct light distribution	 reflector degree selection	 color temperature
 direct/indirect light distribution	 super spot	 lumen (luminous flux)
 indirect light distribution	 lens	 efficacy (lumens per watt)
 asymmetric light distribution	 lens pack	 Unified Glare Rating (UGR) range from 5-40
 aura light distribution	 shine ring	 marine grade (AISI 316 stainless steel)
 round wall or ceiling cut-out	 integrated shine ring with diffuser	 walk on
 square wall or ceiling cut-out	 free individual colors 01-29	 drive on
 the supplied jig specifies the cutout dimensions	 individual colors: 00 (free of charge), 01-25 (extra charge)	 Dark Sky Compliance
 minimum distance (meters) lamp - object	 luminaire part to be colored (F1)	 Americans with Disabilities Act (less than 4" off the wall located between 27"-84" from floor)
 recessed depth	 luminaire part to be colored (F2)	 lamp protected against explosion
 ceiling thickness in mm	 luminaire part to be colored (F3)	 blown glass using traditional methods by master glass blower
 ceiling thickness selection	 luminaire part to be colored (F4)	 acoustic material
 dimmable DP (phase), DV (0-10V), DD (dali), DS (step-dim)	 luminaire part to be colored (F5)	 protection class I, protection insulation
 included or excluded LED driver/transformer/control gear	 color of 3-circuit adaptor	 protection class II, protection insulation
 separately switchable	 indirect diffuser	 ETL Certified to UL and CSA Standards
 sensor	 direct diffuser	 UL Certified to UL and CSA Standards
 remote control	 ball-proof (upon request)	 CSA Certified to UL and CSA Standards
 available upon request	 accessory	 Certified for North American Standards

IP RATING

 IP20	protected against ingress of solid bodies greater than 12.5mm (finger)
 IP33	protected against ingress of solid bodies greater than 2.5mm protected against sprays of water up to 60 degrees from the vertical (rain)
 IP40	protected against ingress of solid bodies greater than 1mm (wire) no protection against the ingress of moisture
 IP43	protected against ingress of solid bodies greater than 1mm (wire) protected against sprays of water up to 60 degrees from the vertical (rain)
 IP44	protected against ingress of solid bodies greater than 1mm (wire) protected against water splashed from all directions
 IP54	protected against limited ingress of dust (wet rooms/covered outdoor areas) protected against water splashed from all directions
 IP65	protected against ingress of dust protected against jets of water
 IP66	protected against ingress of dust protected against powerful jets of water or heavy seas
 IP67	protected against ingress of dust protected against immersion of water between 15cm - 1m for 30 minutes
 IP68	protected against ingress of dust protected against immersion of water under pressure for long periods

IK RATING

 IK01	protected against 0.14 joules impact (equivalent to 0.25kg mass dropped from 56mm above the surface)
 IK02	protected against 0.2 joules impact (equivalent to 0.25kg mass dropped from 80mm above the surface)
 IK03	protected against 0.35 joules impact (equivalent to 0.25kg mass dropped from 140mm above the surface)
 IK04	protected against 0.5 joules impact (equivalent to 0.25kg mass dropped from 200mm above the surface)
 IK05	protected against 0.7 joules impact (equivalent to 0.25kg mass dropped from 280mm above the surface)
 IK06	protected against 1 joules impact (equivalent to 0.25kg mass dropped from 400mm above the surface)
 IK07	protected against 2 joules impact (equivalent to 0.5kg mass dropped from 400mm above the surface)
 IK08	protected against 5 joules impact (equivalent to 1.7kg mass dropped from 300mm above the surface)
 IK09	protected against 10 joules impact (equivalent to 5.0kg mass dropped from 200mm above the surface)
 IK10	protected against 20 joules impact (equivalent to 5.0kg mass dropped from 400mm above the surface)