

PROJECT	
TYPE	
SPECIFIER	
QUANTITY	
DATE	

## FOLIO PORTABLE

### D64010-

base number          Finish           
Options         

- To build a product code in our configurator select the specify button on the base model # product page
- To build a manual product code on this datasheet choose from the options listed below in blue font and add the suffix to the base model #

#### GENERAL

Series: Folio           
 Brand: Linea Zero           
 Division: Design           
 Mounting Type: Portable           
 Mounting Location: Floor           
 Subcategory: Ambient         

#### PHYSICAL

Shape: Cylinder           
 Diameter (mm): 400           
 Diameter (in): 15 3/4           
 Height (mm): 1640           
 Height (in): 64 9/16           
 Light Distribution: Omnidirectional           
 Diffuser: Polilux™ Shade - See Finish Options           
 Fixture Finish: WHI / PNK / ORG / VIO / SIL / NGD / COP / PKM           
 Fixture Material: Polilux™/ Metal holder           
 Upon Request: Bolt Down         

#### ELECTRICAL

Number of Lamps: 1           
 Lamp Type: LED Retrofit           
 Bulb Included: Bulb Not Included           
 Max. Wattage Per Lamp (W): 7           
 Lamp Base: E26           
 Input Voltage (V): 120           
 Lamp Voltage (V): 120           
 Upon Request: 277Vac / GU24         

#### LED

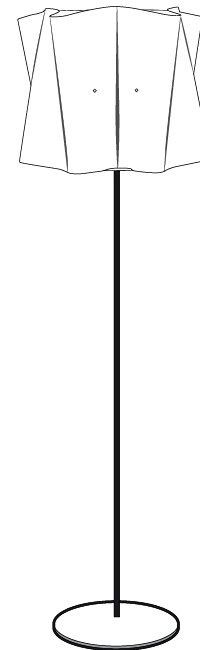
#### OPTICAL

#### RATINGS AND CERTIFICATIONS

Certified By: Certified for North American Standards           
 IP rating: IP20         



Ø400mm 15 3/4"



1640mm 64 9/16"



## FOLIO PORTABLE

D64010-

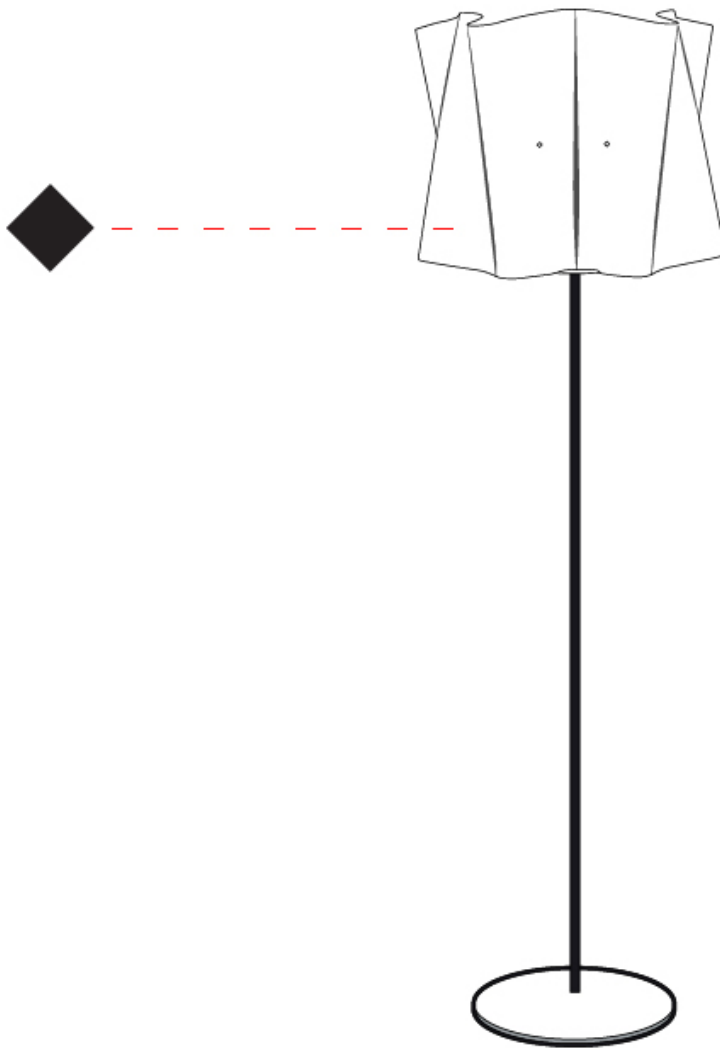
PROJECT

TYPE

SPECIFIER

QUANTITY

DATE



D

PROJECT
TYPE
SPECIFIER
QUANTITY
DATE

## FOLIO PORTABLE

### D64011-

base number          Finish           
Options         

- To build a product code in our configurator select the specify button on the base model # product page
- To build a manual product code on this datasheet choose from the options listed below in blue font and add the suffix to the base model #

#### GENERAL

Series: Folio           
 Brand: Linea Zero           
 Division: Design           
 Mounting Type: Portable           
 Mounting Location: Floor           
 Subcategory: Ambient         

#### PHYSICAL

Shape: Abstract           
 Diameter (mm): 400           
 Diameter (in): 15 3/4           
 Height (mm): 1570           
 Height (in): 61 13/16           
 Light Distribution: Omnidirectional           
 Diffuser: Polilux™ Shade - See Finish Options           
 Fixture Finish: WHI / PNK / ORG / VIO / SIL / NGD / COP / PKM           
 Fixture Material: Polilux™/ Metal holder         

#### ELECTRICAL

Number of Lamps: 1           
 Lamp Type: LED Retrofit           
 Bulb Included: Bulb Not Included           
 Max. Wattage Per Lamp (W): 7           
 Lamp Base: E26           
 Input Voltage (V): 120           
 Lamp Voltage (V): 120           
 Upon Request: 277Vac / GU24         

#### LED

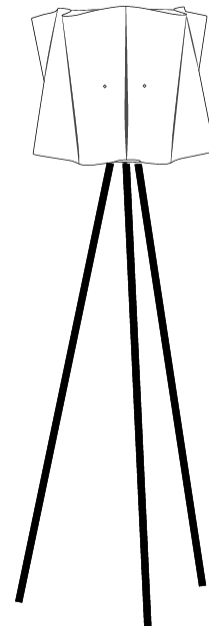
#### OPTICAL

#### RATINGS AND CERTIFICATIONS

Certified By: Certified for North American Standards           
 IP rating: IP20         



Ø400mm 15 3/4"



1570mm 61 13/16"



## FOLIO PORTABLE

D64011-

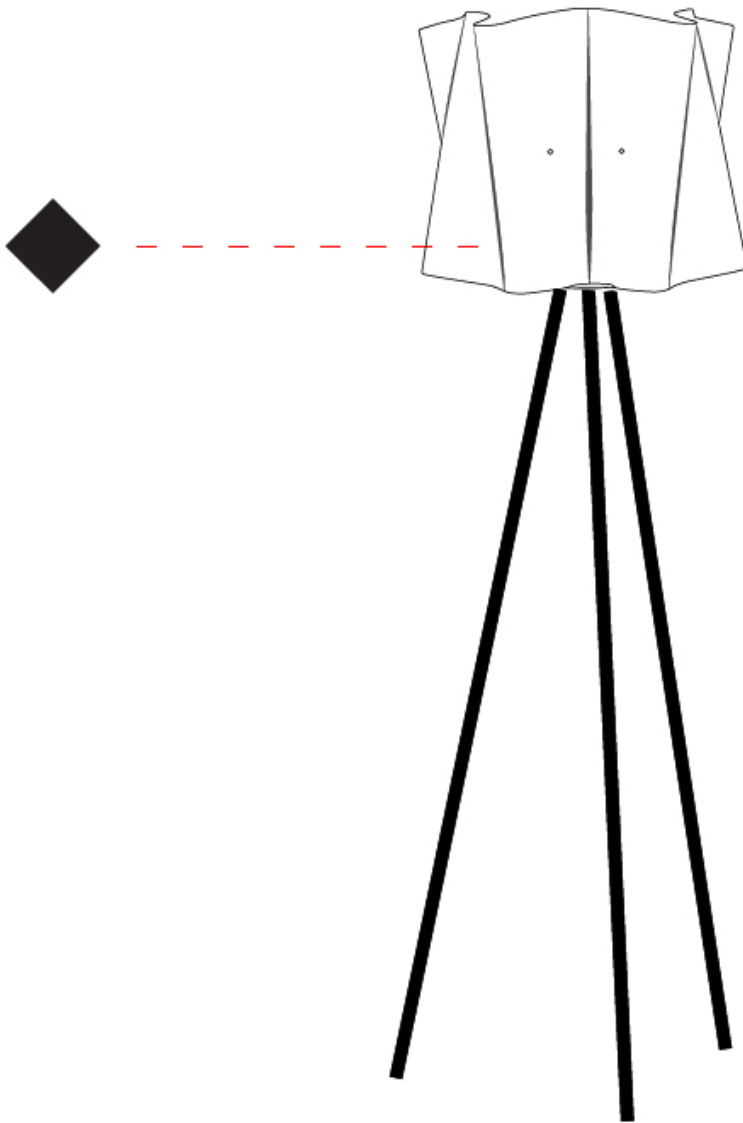
PROJECT

TYPE

SPECIFIER

QUANTITY

DATE



D


PROJECT	_____
TYPE	_____
SPECIFIER	_____
QUANTITY	_____
DATE	_____

#### Fixture Finish


White - WHI




Pink - PNK



Orange - ORG




Violet - VIO




Silver - SIL




New Gold - NGD



Copper - COP



Pink Metal - PKM



**Digital:** Not all screens are calibrated the same, and therefore, colors will appear differently between screens.

**Physical:** When texture is involved, there will be variations in color, character and tone within a product series and between product families.



### LEGEND

	floor-mounted		pivotal		special LED (upon request) RGB, RGBW, tunable, gold+, meat+, art+, fashion+
	wall and ceiling: recessed and surface mounted		rotating		warm dim / natural dimming LED
	ceiling-mounted and wall-mounted		illuminate tilted		rechargeable battery powered
	wall-mounted		color of suspension cable		fixture with natural vivid LED (upon request)
	omni-directional light distribution		length of suspension cable		color rendering index
	direct light distribution		reflector degree selection		color temperature
	direct/indirect light distribution		super spot		lumen (luminous flux)
	indirect light distribution		lens		efficacy (lumens per watt)
	asymmetric light distribution		lens pack		Unified Glare Rating (UGR) range from 5-40
	aura light distribution		shine ring		marine grade (AISI 316 stainless steel)
	round wall or ceiling cut-out		integrated shine ring with diffuser		walk on
	square wall or ceiling cut-out		free individual colors 01-29		drive on
	the supplied jig specifies the cutout dimensions		individual colors: 00 (free of charge), 01-25 (extra charge)		Dark Sky Compliance
	minimum distance (meters) lamp - object		luminaire part to be colored (F1)		Americans with Disabilities Act (less than 4" off the wall located between 27"-84" from floor)
	recessed depth		luminaire part to be colored (F2)		lamp protected against explosion
	ceiling thickness in mm		luminaire part to be colored (F3)		blown glass using traditional methods by master glass blower
	ceiling thickness selection		luminaire part to be colored (F4)		acoustic material
	dimnable DP (phase), DV (0-10V), DD (dali), DS (step-dim)		luminaire part to be colored (F5)		protection class I, protection insulation
	included or excluded LED driver/transformer/control gear		color of 3-circuit adaptor		protection class II, protection insulation
	separately switchable		indirect diffuser		ETL Certified to UL and CSA Standards
	sensor		direct diffuser		UL Certified to UL and CSA Standards
	remote control		ball-proof (upon request)		CSA Certified to UL and CSA Standards
	available upon request		accessory		Certified for North American Standards

### IP RATING

	protected against ingress of solid bodies greater than 12.5mm (finger)
	protected against ingress of solid bodies greater than 2.5mm protected against sprays of water up to 60 degrees from the vertical (rain)
	protected against ingress of solid bodies greater than 1mm (wire) no protection against the ingress of moisture
	protected against ingress of solid bodies greater than 1mm (wire) protected against sprays of water up to 60 degrees from the vertical (rain)
	protected against ingress of solid bodies greater than 1mm (wire) protected against water splashed from all directions
	protected against limited ingress of dust (wet rooms/covered outdoor areas) protected against water splashed from all directions
	protected against ingress of dust protected against jets of water
	protected against ingress of dust protected against powerful jets of water or heavy seas
	protected against ingress of dust protected against immersion of water between 15cm - 1m for 30 minutes
	protected against ingress of dust protected against immersion of water under pressure for long periods

### IK RATING

	protected against 0.14 joules impact (equivalent to 0.25kg mass dropped from 56mm above the surface)
	protected against 0.2 joules impact (equivalent to 0.25kg mass dropped from 80mm above the surface)
	protected against 0.35 joules impact (equivalent to 0.25kg mass dropped from 140mm above the surface)
	protected against 0.5 joules impact (equivalent to 0.25kg mass dropped from 200mm above the surface)
	protected against 0.7 joules impact (equivalent to 0.25kg mass dropped from 280mm above the surface)
	protected against 1 joules impact (equivalent to 0.25kg mass dropped from 400mm above the surface)
	protected against 2 joules impact (equivalent to 0.5kg mass dropped from 400mm above the surface)
	protected against 5 joules impact (equivalent to 1.7kg mass dropped from 300mm above the surface)
	protected against 10 joules impact (equivalent to 5.0kg mass dropped from 200mm above the surface)
	protected against 20 joules impact (equivalent to 5.0kg mass dropped from 400mm above the surface)