

GILBERT SUSPENSION

D81399

base number

1. To build a product code in our configurator select the specify button on the base model # product page
2. To build a manual product code on this datasheet choose from the options listed below in blue font and add the suffix to the base model #

GENERAL

Series: Gilbert

Brand: Panzeri

Division: Design

Mounting Type: Suspension

Mounting Location: Ceiling

Subcategory: Pendant

PHYSICAL

Shape: Sphere

Diameter (mm): 220

Diameter (in): 8 11/16

Height (mm): 140

Height (in): 5 1/2

Max. Overall Height (mm): 2140

Max. Overall Height (in): 84 1/4

Light Distribution: Omnidirectional

Weight (kg): 1.202

Weight (lbs): 2.65

Diffuser: Matt White Blown Glass

Fixture Finish: WHI

Fixture Material: Glass / Aluminum

Cable Details: 2000mm / 78 5/8" long steel suspension cable 2000mm / 78 5/8" Clear double power cable

ELECTRICAL

Number of Lamps: 1

Lamp Type: LED Retrofit

Lamp Shape: T4

Bulb Included: Bulb Not Included

Max. Wattage Per Lamp (W): 4

Lamp Base: G9

Input Voltage (V): 120

LED

OPTICAL

RATINGS AND CERTIFICATIONS

Certified By: Certified for North American Standards

IP rating: IP20

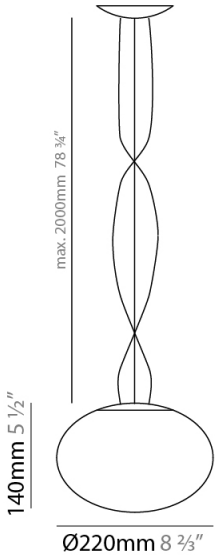
PROJECT

TYPE

SPECIFIER

QUANTITY

DATE



PROJECT
TYPE
SPECIFIER
QUANTITY
DATE



GILBERT SUSPENSION

D81400R9

base number

1. To build a product code in our configurator select the specify button on the base model # product page
2. To build a manual product code on this datasheet choose from the options listed below in blue font and add the suffix to the base model #

GENERAL

Series: Gilbert

Brand: Panzeri

Division: Design

Mounting Type: Suspension

Mounting Location: Ceiling

Subcategory: Pendant

PHYSICAL

Shape: Sphere

Diameter (mm): 370

Diameter (in): 14 9/16

Height (mm): 270

Height (in): 10 5/8

Max. Overall Height (mm): 2270

Max. Overall Height (in): 89 3/8

Light Distribution: Omnidirectional

Weight (kg): 3.8

Weight (lbs): 8.4

Diffuser: Matte White Blown Glass

Fixture Finish: WHI

Fixture Material: Glass / Aluminum

Cable Details: 2000mm / 78 5/8" long steel suspension cable 2000mm / 78 5/8" double power cable in red Teflon

ELECTRICAL

Lamp Type: LED

Input Wattage (W): 27

Total Output Wattage (W): 23.8

Dimming: Tri-Mode (Non-Dimming and Phase Dimming (120Vac only) and 0-10V Dimming)

Driver Included: Yes

Driver Location: Integrated

Driver Type: Constant Current - Universal

Driver Class: Class 2

Input Voltage (V): 120 - 277

Constant Current (MA): 700

LED

Color Temperature (°K): 3000

Max. Delivered Lumen (lm): 2525

Nominal Lumen (lm): 3157

CRI: >90 CRI

Efficiency (%): 80

Efficacy (lm/w): 93.52

Lamp Life (hrs): 50000

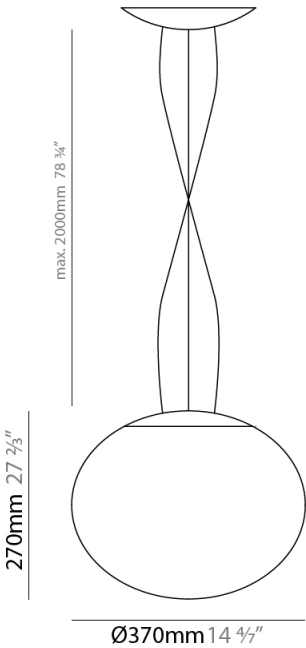
OPTICAL

RATINGS AND CERTIFICATIONS

Certified By: Certified for North American Standards

IP rating: IP20

PROJECT
TYPE
SPECIFIER
QUANTITY
DATE



PROJECT
TYPE
SPECIFIER
QUANTITY
DATE



GILBERT SUSPENSION

D81401R9

base number

1. To build a product code in our configurator select the specify button on the base model # product page
2. To build a manual product code on this datasheet choose from the options listed below in blue font and add the suffix to the base model #

GENERAL

Series: Gilbert

Brand: Panzeri

Division: Design

Mounting Type: Suspension

Mounting Location: Ceiling

Subcategory: Pendant

PHYSICAL

Shape: Sphere

Diameter (mm): 450

Diameter (in): 17 11/16

Height (mm): 330

Height (in): 13

Max. Overall Height (mm): 2330

Max. Overall Height (in): 91 3/4

Light Distribution: Omnidirectional

Weight (kg): 5.3

Weight (lbs): 11.7

Diffuser: Matte White Blown Glass

Fixture Finish: WHI

Fixture Material: Glass / Aluminum

Cable Details: 2000mm / 78 5/8" long steel suspension cable 2000mm / 78 5/8" double power cable in clear

ELECTRICAL

Lamp Type: LED

Input Wattage (W): 27

Total Output Wattage (W): 23.8

Dimming: Tri-Mode (Non-Dimming and Phase Dimming (120Vac only) and 0-10V Dimming)

Driver Included: Yes

Driver Location: Integrated

Driver Type: Constant Current - Universal

Driver Class: Class 2

Input Voltage (V): 120 - 277

Constant Current (MA): 700

LED

Color Temperature (°K): 3000

Max. Delivered Lumen (lm): 2525

Nominal Lumen (lm): 3157

CRI: >90 CRI

Efficiency (%): 80

Efficacy (lm/w): 93.52

Lamp Life (hrs): 50000

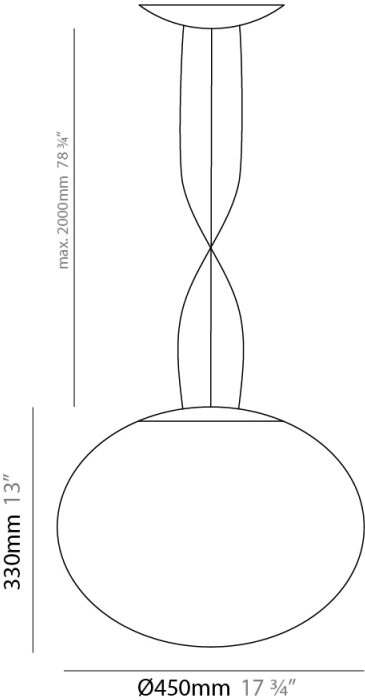
OPTICAL

RATINGS AND CERTIFICATIONS

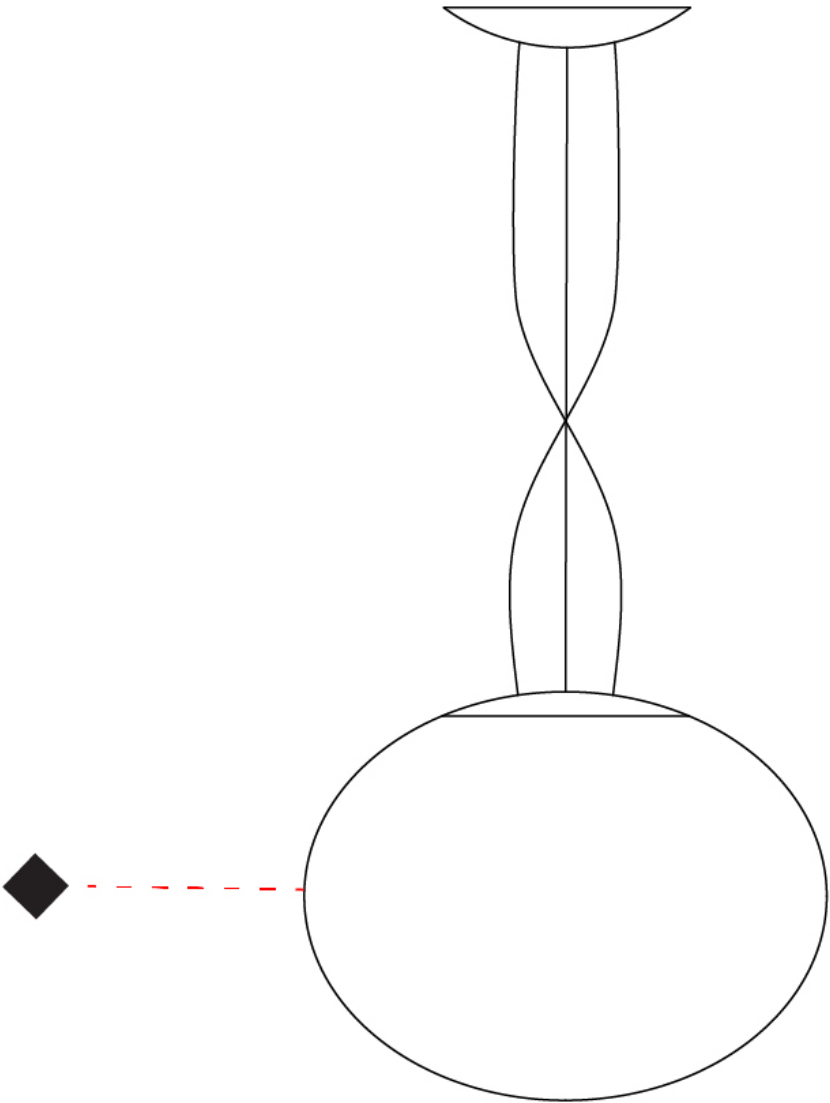
Certified By: Certified for North American Standards

IP rating: IP20

PROJECT
TYPE
SPECIFIER
QUANTITY
DATE



PROJECT
TYPE
SPECIFIER
QUANTITY
DATE



GILBERT SUSPENSION

D81402

base number

1. To build a product code in our configurator select the specify button on the base model # product page
2. To build a manual product code on this datasheet choose from the options listed below in blue font and add the suffix to the base model #

GENERAL

Series: Gilbert

Brand: Panzeri

Division: Design

Mounting Type: Suspension

Mounting Location: Ceiling

Subcategory: Pendant

PHYSICAL

Shape: Sphere

Diameter (mm): 450

Diameter (in): 17 11/16

Height (mm): 330

Height (in): 13

Max. Overall Height (mm): 2330

Max. Overall Height (in): 91 3/4

Light Distribution: Omnidirectional

Weight (kg): 5.3

Weight (lbs): 11.7

Diffuser: Matt White Blown Glass

Fixture Finish: WHI

Fixture Material: Glass / Aluminum

Cable Details: 2000mm / 78 5/8" long steel suspension cable 2000mm / 78 5/8" Clear double power cable

ELECTRICAL

Number of Lamps: 1

Lamp Type: LED Retrofit

Lamp Shape: A19

Bulb Included: Bulb Not Included

Max. Wattage Per Lamp (W): 15

Lamp Base: E26

Input Voltage (V): 120

Upon Request: 277Vac / GU24

LED

OPTICAL

RATINGS AND CERTIFICATIONS

Certified By: Certified for North American Standards

IP rating: IP20

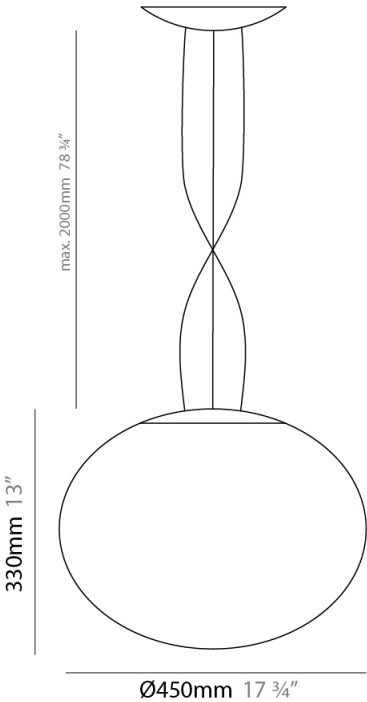
PROJECT

TYPE

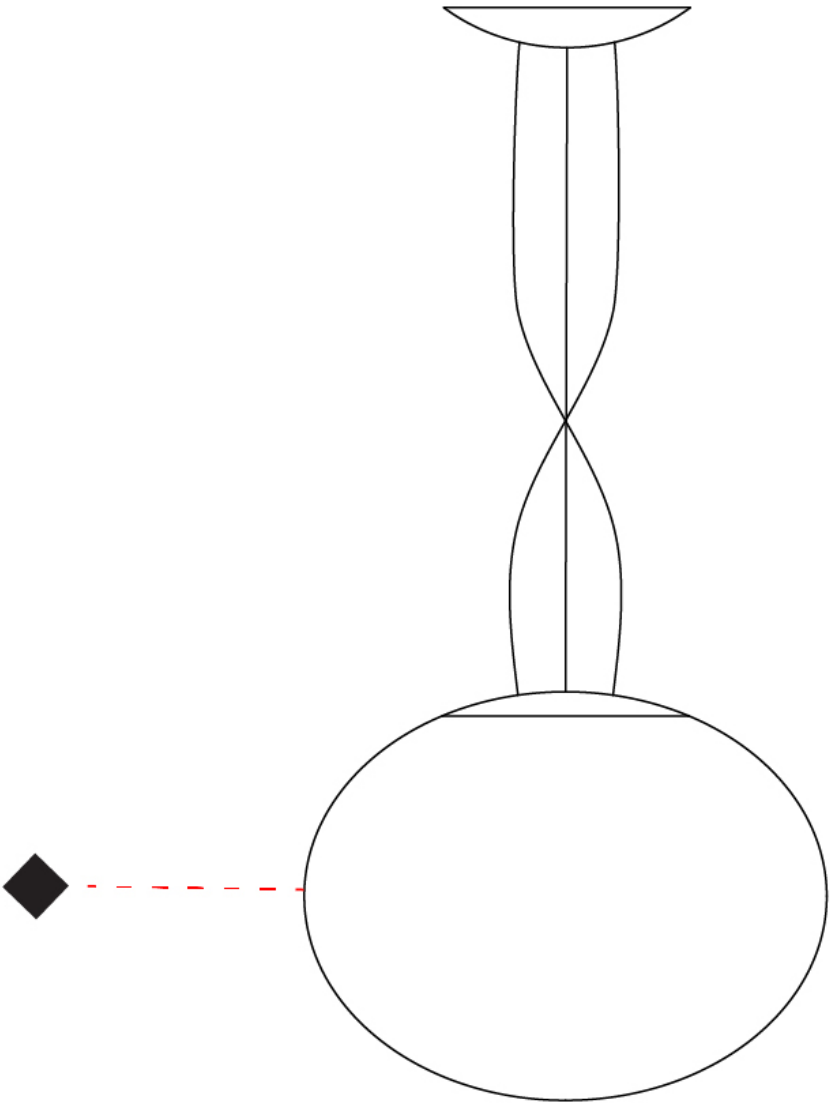
SPECIFIER

QUANTITY

DATE



PROJECT
TYPE
SPECIFIER
QUANTITY
DATE



GILBERT SUSPENSION

D81421

base number

1. To build a product code in our configurator select the specify button on the base model # product page
2. To build a manual product code on this datasheet choose from the options listed below in blue font and add the suffix to the base model #

GENERAL

Series: Gilbert

Brand: Panzeri

Division: Design

Mounting Type: Suspension

Mounting Location: Ceiling

Subcategory: Pendant

PHYSICAL

Shape: Sphere

Diameter (mm): 370

Diameter (in): 14 9/16

Height (mm): 270

Height (in): 10 5/8

Max. Overall Height (mm): 2270

Max. Overall Height (in): 89 3/8

Light Distribution: Omnidirectional

Weight (kg): 3.80

Weight (lbs): 8.37

Diffuser: Matt White Blown Glass

Fixture Finish: WHI

Fixture Material: Glass / Aluminum

Cable Details: 2000mm / 78 5/8" long steel suspension cable 2000mm / 78 5/8" Clear double power cable

ELECTRICAL

Number of Lamps: 1

Lamp Type: LED Retrofit

Lamp Shape: A19

Bulb Included: Bulb Not Included

Max. Wattage Per Lamp (W): 7

Lamp Base: E26

Input Voltage (V): 120

Upon Request: 277Vac / GU24

LED

OPTICAL

RATINGS AND CERTIFICATIONS

Certified By: Certified for North American Standards

IP rating: IP20

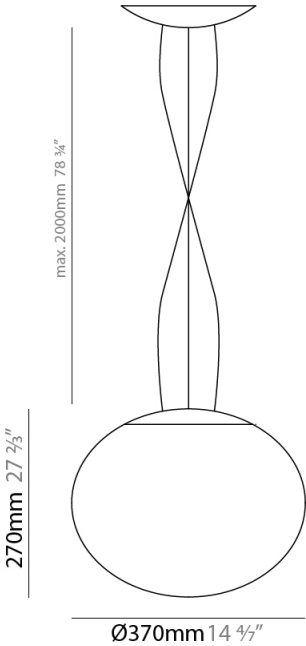
PROJECT

TYPE

SPECIFIER

QUANTITY

DATE



PROJECT
TYPE
SPECIFIER
QUANTITY
DATE



GILBERT SUSPENSION

D81431R9

base number

1. To build a product code in our configurator select the specify button on the base model # product page
2. To build a manual product code on this datasheet choose from the options listed below in blue font and add the suffix to the base model #

GENERAL

Series: Gilbert

Brand: Panzeri

Division: Design

Mounting Type: Suspension

Mounting Location: Ceiling

Subcategory: Pendant

PHYSICAL

Shape: Sphere

Diameter (mm): 220

Diameter (in): 8 11/16

Height (mm): 140

Height (in): 5 1/2

Max. Overall Height (mm): 2140

Max. Overall Height (in): 84 1/4

Light Distribution: Omnidirectional

Weight (kg): 1.13

Weight (lbs): 2.49

Diffuser: Matte White Blown Glass

Fixture Finish: WHI

Fixture Material: Glass / Aluminum

ELECTRICAL

Lamp Type: LED

Input Wattage (W): 11

Total Output Wattage (W): 9.5

Dimming: Non-Dimming / Phase Dimming (120Vac only) / 0-10V Dimming

Driver Included: Yes

Driver Location: Integrated

Driver Type: Constant Current - 120 / 277Vac

Driver Class: Class 2

Input Voltage (V): 120 - 277

Constant Current (MA): 350

LED

Color Temperature (°K): 3000

Max. Delivered Lumen (lm): 929

Nominal Lumen (lm): 1157

CRI: >90 CRI

Efficiency (%): 80.3

Efficacy (lm/w): 84.45

Lamp Life (hrs): 50000

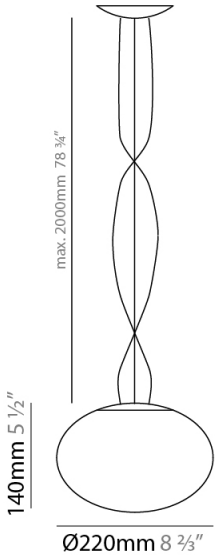
OPTICAL

RATINGS AND CERTIFICATIONS

Certified By: Certified for North American Standards

IP rating: IP20

PROJECT
TYPE
SPECIFIER
QUANTITY
DATE



PROJECT
TYPE
SPECIFIER
QUANTITY
DATE



GILBERT SURFACE

D82190

base number

- 1. To build a product code in our configurator select the specify button on the base model # product page
- 2. To build a manual product code on this datasheet choose from the options listed below in blue font and add the suffix to the base model #

GENERAL

Series: Gilbert
Brand: Panzeri
Division: Design
Mounting Type: Surface
Mounting Location: Ceiling
Subcategory: Ambient

PHYSICAL

Shape: Sphere
Diameter (mm): 370
Diameter (in): 14 9/16
Height (mm): 270
Height (in): 10 5/8
Light Distribution: Omnidirectional
Weight (kg): 3.40
Weight (lbs): 7.49
Diffuser: Matte White Blown Glass
Fixture Finish: WHI
Fixture Material: Glass / Aluminum

ELECTRICAL

Number of Lamps: 1
Lamp Type: LED Retrofit
Lamp Shape: A19
Bulb Included: Bulb Not Included
Max. Wattage Per Lamp (W): 15
Lamp Base: E26
Input Voltage (V): 120
Upon Request: 277Vac / GU24

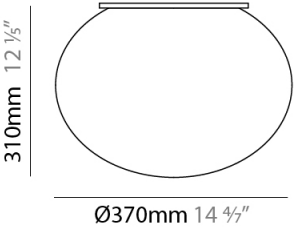
LED

OPTICAL

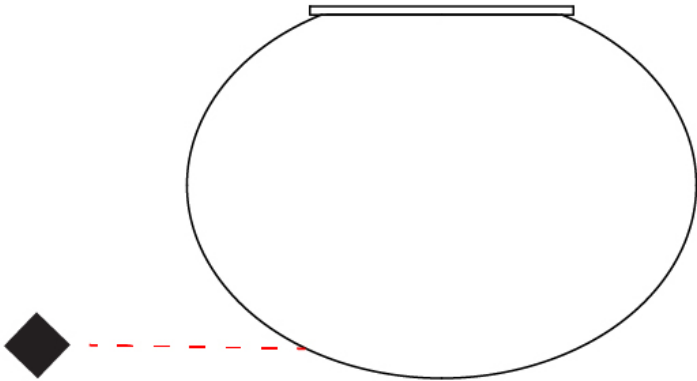
RATINGS AND CERTIFICATIONS

Certified By: Certified for North American Standards
IP rating: IP20

PROJECT
TYPE
SPECIFIER
QUANTITY
DATE



PROJECT
TYPE
SPECIFIER
QUANTITY
DATE



GILBERT SURFACE

D82191

base number

1. To build a product code in our configurator select the specify button on the base model # product page
2. To build a manual product code on this datasheet choose from the options listed below in blue font and add the suffix to the base model #

GENERAL

Series: Gilbert

Brand: Panzeri

Division: Design

Mounting Type: Surface

Mounting Location: Ceiling

Subcategory: Ambient

PHYSICAL

Shape: Sphere

Diameter (mm): 450

Diameter (in): 17 11/16

Height (mm): 330

Height (in): 13

Light Distribution: Omnidirectional

Weight (kg): 5.12

Weight (lbs): 11.28

Diffuser: Matt White Blown Glass

Fixture Finish: WHI

Fixture Material: Glass / Aluminum

ELECTRICAL

Number of Lamps: 1

Lamp Type: LED Retrofit / CFL

Lamp Shape: A19

Bulb Included: Bulb Not Included

Max. Wattage Per Lamp (W): 15 / 23

Lamp Base: E26

Input Voltage (V): 120

Upon Request: 277Vac / GU24

LED

OPTICAL

RATINGS AND CERTIFICATIONS

Certified By: Certified for North American Standards

IP rating: IP20

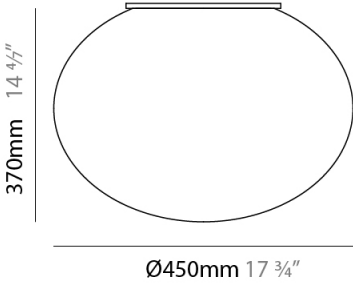
PROJECT

TYPE

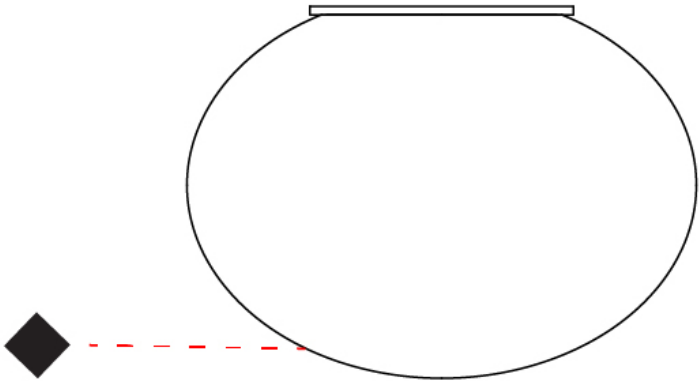
SPECIFIER

QUANTITY

DATE



PROJECT
TYPE
SPECIFIER
QUANTITY
DATE



GILBERT SURFACE

D82238R9

base number

- 1. To build a product code in our configurator select the specify button on the base model # product page
- 2. To build a manual product code on this datasheet choose from the options listed below in blue font and add the suffix to the base model #

GENERAL

Series: Gilbert
Brand: Panzeri
Division: Design
Mounting Type: Surface
Mounting Location: Ceiling
Subcategory: Ambient

PHYSICAL

Shape: Sphere
Diameter (mm): 370
Diameter (in): 14 9/16
Height (mm): 310
Height (in): 12 1/8
Light Distribution: Omnidirectional
Weight (kg): 3.40
Weight (lbs): 7.49
Diffuser: Matte White Blown Glass
Fixture Finish: WHI
Fixture Material: Glass / Aluminum

ELECTRICAL

Lamp Type: LED
Input Wattage (W): 20
Total Output Wattage (W): 17
Dimming: Tri-Mode (Non-Dimming and Phase Dimming (120Vac only) and 0-10V Dimming)
Driver Included: Yes
Driver Location: Integrated
Driver Type: Constant Current - Universal
Driver Class: Class 2
Input Voltage (V): 120 - 277
Constant Current (MA): 500

LED

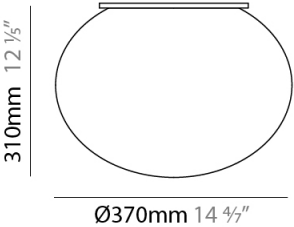
Color Temperature (°K): 3000
Max. Delivered Lumen (lm): 1840
Nominal Lumen (lm): 2301
CRI: >90 CRI
Efficiency (%): 80
Efficacy (lm/w): 92
Lamp Life (hrs): 50000

OPTICAL

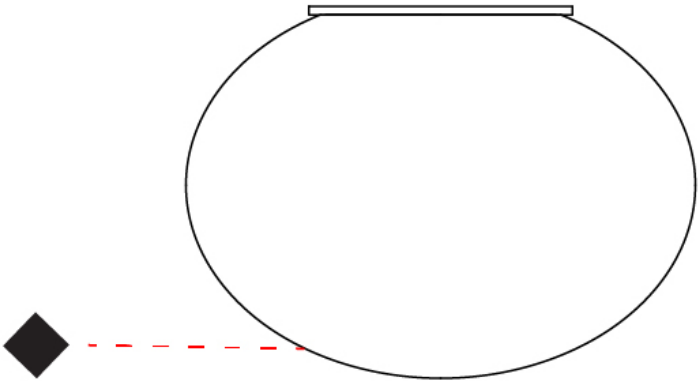
RATINGS AND CERTIFICATIONS

Certified By: Certified for North American Standards
IP rating: IP20

PROJECT
TYPE
SPECIFIER
QUANTITY
DATE



PROJECT
TYPE
SPECIFIER
QUANTITY
DATE



GILBERT SURFACE

D82239R9

base number

1. To build a product code in our configurator select the specify button on the base model # product page
2. To build a manual product code on this datasheet choose from the options listed below in blue font and add the suffix to the base model #

GENERAL

Series: Gilbert

Brand: Panzeri

Division: Design

Mounting Type: Surface

Mounting Location: Ceiling

Subcategory: Ambient

PHYSICAL

Shape: Sphere

Diameter (mm): 450

Diameter (in): 17 11/16

Height (mm): 370

Height (in): 14 4/7

Light Distribution: Omnidirectional

Weight (kg): 5.12

Weight (lbs): 11.28

Diffuser: Matte White Blown Glass

Fixture Finish: WHI

Fixture Material: Glass / Aluminum

ELECTRICAL

Lamp Type: LED

Input Wattage (W): 20

Dimming: Tri-Mode (Non-Dimming and Phase Dimming (120Vac only) and 0-10V Dimming)

Driver Included: Yes

Driver Location: Integrated

Driver Type: Constant Current - Universal

Driver Class: Class 2

Input Voltage (V): 120 - 277

Constant Current (MA): 700

LED

Color Temperature (°K): 3000

Max. Delivered Lumen (lm): 1840

Nominal Lumen (lm): 2301

CRI: >90 CRI

Lamp Life (hrs): 50000

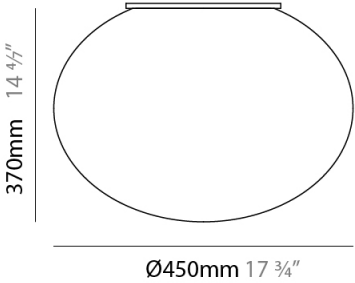
OPTICAL

RATINGS AND CERTIFICATIONS

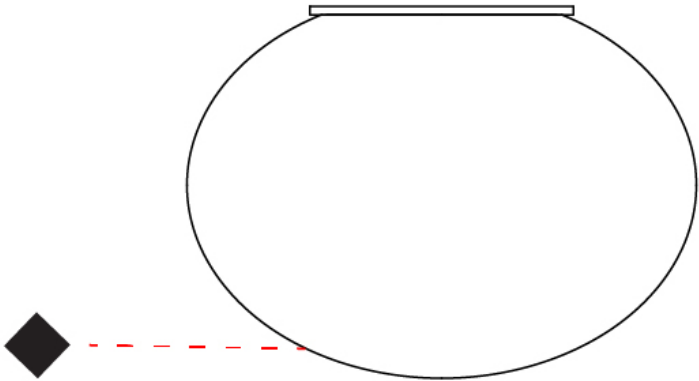
Certified By: Certified for North American Standards

IP rating: IP20

PROJECT
TYPE
SPECIFIER
QUANTITY
DATE



PROJECT
TYPE
SPECIFIER
QUANTITY
DATE



GILBERT PORTABLE

D84373R9

base number

1. To build a product code in our configurator select the specify button on the base model # product page
2. To build a manual product code on this datasheet choose from the options listed below in blue font and add the suffix to the base model #

GENERAL

Series: Gilbert

Brand: Panzeri

Division: Design

Mounting Type: Portable

Mounting Location: Table

Subcategory: Ambient

PHYSICAL

Shape: Sphere

Diameter (mm): 220

Diameter (in): 8 11/16

Height (mm): 140

Height (in): 5 1/2

Light Distribution: Omnidirectional

Weight (kg): 0.98

Weight (lbs): 2.16

Diffuser: Matte White Blown Glass

Fixture Finish: WHI

Fixture Material: Glass / Aluminum

ELECTRICAL

Lamp Type: LED

Input Wattage (W): 11

Total Output Wattage (W): 9.5

Dimming: Non-Dimmable

Driver Included: Yes

Driver Location: Integrated

Driver Type: Constant Current - 120Vac

Driver Class: Class 2

Input Voltage (V): 120

Constant Current (MA): 350

LED

Color Temperature (°K): 3000

Max. Delivered Lumen (lm): 692

Nominal Lumen (lm): 861

CRI: >90 CRI

Lamp Life (hrs): 60000

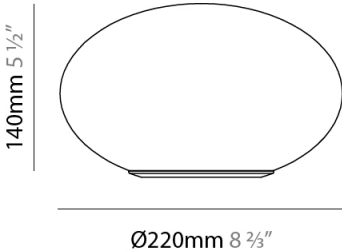
OPTICAL

RATINGS AND CERTIFICATIONS

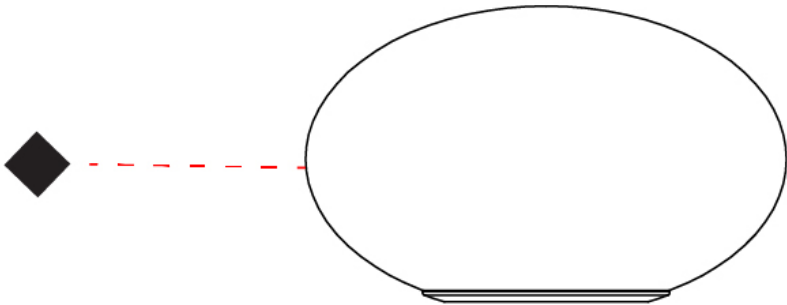
Certified By: Certified for North American Standards

IP rating: IP40

PROJECT
TYPE
SPECIFIER
QUANTITY
DATE



PROJECT
TYPE
SPECIFIER
QUANTITY
DATE



PROJECT
TYPE
SPECIFIER
QUANTITY
DATE

Fixture Finish

White - WHI



Digital: Not all screens are calibrated the same, and therefore, colors will appear differently between screens.
Physical: When texture is involved, there will be variations in color, character and tone within a product series and between product families.



LEGEND

	floor-mounted		pivotal		special LED (upon request) RGB, RGBW, tunable, gold+, meat+, art+, fashion+
	wall and ceiling: recessed and surface mounted		rotating		warm dim / natural dimming LED
	ceiling-mounted and wall-mounted		illuminate tilted		rechargeable battery powered
	wall-mounted		color of suspension cable		fixture with natural vivid LED (upon request)
	omni-directional light distribution		length of suspension cable		color rendering index
	direct light distribution		reflector degree selection		color temperature
	direct/indirect light distribution		super spot		lumen (luminous flux)
	indirect light distribution		lens		efficacy (lumens per watt)
	asymmetric light distribution		lens pack		Unified Glare Rating (UGR) range from 5-40
	aura light distribution		shine ring		marine grade (AISI 316 stainless steel)
	round wall or ceiling cut-out		integrated shine ring with diffuser		walk on
	square wall or ceiling cut-out		free individual colors 01-29		drive on
	the supplied jig specifies the cutout dimensions		individual colors: 00 (free of charge), 01-25 (extra charge)		Dark Sky Compliance
	minimum distance (meters) lamp - object		luminaire part to be colored (F1)		Americans with Disabilities Act (less than 4" off the wall located between 27"-84" from floor)
	recessed depth		luminaire part to be colored (F2)		lamp protected against explosion
	ceiling thickness in mm		luminaire part to be colored (F3)		blown glass using traditional methods by master glass blower
	ceiling thickness selection		luminaire part to be colored (F4)		acoustic material
	dimmable DP (phase), DV (0-10V), DD (dali), DS (step-dim)		luminaire part to be colored (F5)		protection class I, protection insulation
	included or excluded LED driver/transformer/control gear		color of 3-circuit adaptor		protection class II, protection insulation
	separately switchable		indirect diffuser		ETL Certified to UL and CSA Standards
	sensor		direct diffuser		UL Certified to UL and CSA Standards
	remote control		ball-proof (upon request)		CSA Certified to UL and CSA Standards
	available upon request		accessory		Certified for North American Standards

IP RATING

	protected against ingress of solid bodies greater than 12.5mm (finger)
	protected against ingress of solid bodies greater than 2.5mm protected against sprays of water up to 60 degrees from the vertical (rain)
	protected against ingress of solid bodies greater than 1mm (wire) no protection against the ingress of moisture
	protected against ingress of solid bodies greater than 1mm (wire) protected against sprays of water up to 60 degrees from the vertical (rain)
	protected against ingress of solid bodies greater than 1mm (wire) protected against water splashed from all directions
	protected against limited ingress of dust (wet rooms/covered outdoor areas) protected against water splashed from all directions
	protected against ingress of dust protected against jets of water
	protected against ingress of dust protected against powerful jets of water or heavy seas
	protected against ingress of dust protected against immersion of water between 15cm - 1m for 30 minutes
	protected against ingress of dust protected against immersion of water under pressure for long periods

IK RATING

	protected against 0.14 joules impact (equivalent to 0.25kg mass dropped from 56mm above the surface)
	protected against 0.2 joules impact (equivalent to 0.25kg mass dropped from 80mm above the surface)
	protected against 0.35 joules impact (equivalent to 0.25kg mass dropped from 140mm above the surface)
	protected against 0.5 joules impact (equivalent to 0.25kg mass dropped from 200mm above the surface)
	protected against 0.7 joules impact (equivalent to 0.25kg mass dropped from 280mm above the surface)
	protected against 1 joules impact (equivalent to 0.25kg mass dropped from 400mm above the surface)
	protected against 2 joules impact (equivalent to 0.5kg mass dropped from 400mm above the surface)
	protected against 5 joules impact (equivalent to 1.7kg mass dropped from 300mm above the surface)
	protected against 10 joules impact (equivalent to 5.0kg mass dropped from 200mm above the surface)
	protected against 20 joules impact (equivalent to 5.0kg mass dropped from 400mm above the surface)