

GROOVE SQUARE SUSPENSION

A30811-

base number

LED
Dimming

Color
Temperature

Finishes

Finishes

Finishes

- 1.To build a product code in our configurator select the specify button on the base model # product page
2. To build a manual product code on this datasheet choose from the options listed below in blue font and add the suffix to the base model #

GENERAL

Series: Groove

Subseries: Groove Square

Brand: Prolicht

Division: Architectural

Mounting Type: Suspension

Mounting Location: Ceiling

Subcategory: Profile

PHYSICAL

Shape: Rectangle

Length (mm): 895

Length (in): 35 1/4

Width (mm): 80

Width (in): 3 1/8

Height (mm): 120

Height (in): 4 3/4

Max. Overall Height (mm): 2120

Max. Overall Height (in): 83 7/16

Light Distribution: Direct

Weight (kg): 4.496

Weight (lbs): 9.911

Diffuser: PMMA - Opal

Fixture Finish: ANA / SSR / BKV / CWI / CRY / HAB / LAG / UFT / ITA / RUA / RUR / MIC / FTG / MYG / TWT / LOD / PUS / FRO / FUP / KIA / POP / BLS / SPG / MEY / GOH / GUM / CHC / COM / ABZ / JAG

Fixture Material: Aluminum

Cable Details: 2000mm or 4000mm Transparent Cable

Upon Request: Cable colour - White / Black / Orange / Red

ELECTRICAL

Lamp Type: LED (Zhaga Standard)

Input Wattage (W): 15.2

Total Output Wattage (W): 12 / 11.1 (3500K)

Dimming: 0-10V Dimming / Phase Dimming (120Vac Only)

Driver Included: Yes

Driver Location: Integrated

Driver Type: Constant Current - 120 / 277Vac

Driver Class: Class 2

Input Voltage (V): 120 - 277

Constant Current (MA): 350 / 375 (3500K)

LED

Color Temperature (°K): 3000 / 3500 / 4000

Max. Delivered Lumen (lm): 1030 / 1058 / 1080

CRI: >90 CRI

Lamp Life (hrs): 50000

OPTICAL

RATINGS AND CERTIFICATIONS

Certified By: Certified for North American Standards

IP rating: IP20

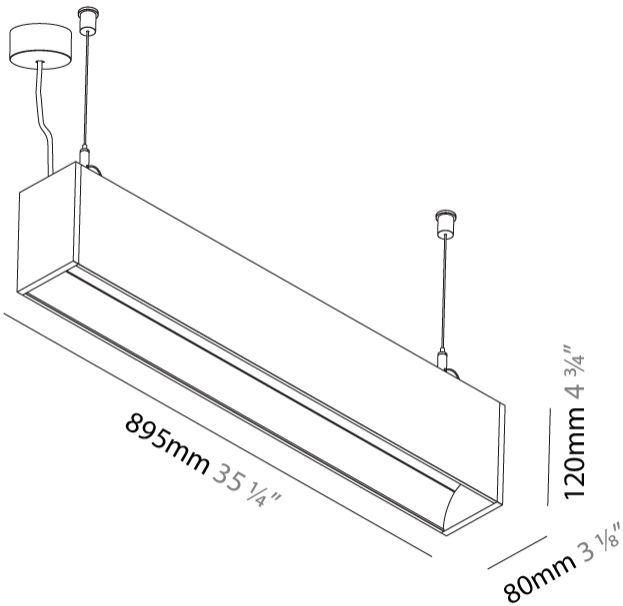
PROJECT

TYPE

SPECIFIER

QUANTITY

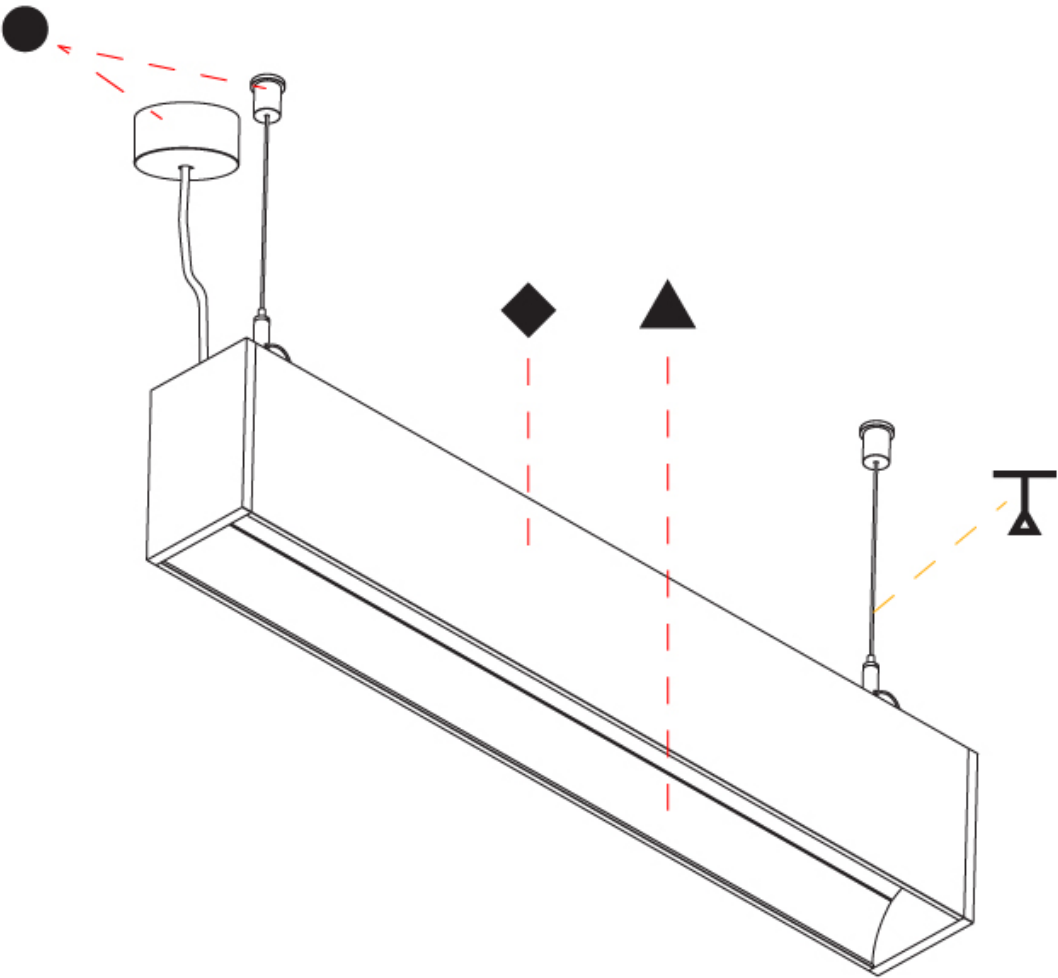
DATE



GROOVE SQUARE SUSPENSION

A30811-

PROJECT	
TYPE	
SPECIFIER	
QUANTITY	
DATE	



A

GROOVE SQUARE SUSPENSION

A30812-

base number

LED
Dimming

Color
Temperature

Finishes

Finishes

Finishes

- 1.To build a product code in our configurator select the specify button on the base model # product page
2. To build a manual product code on this datasheet choose from the options listed below in blue font and add the suffix to the base model #

GENERAL

Series: Groove

Subseries: Groove Square

Brand: Prolicht

Division: Architectural

Mounting Type: Suspension

Mounting Location: Ceiling

Subcategory: Profile

PHYSICAL

Shape: Rectangle

Length (mm): 1175

Length (in): 46 1/4

Width (mm): 80

Width (in): 3 1/8

Height (mm): 120

Height (in): 4 3/4

Max. Overall Height (mm): 2120

Max. Overall Height (in): 83 7/16

Light Distribution: Direct

Weight (kg): 5.595

Weight (lbs): 12.334

Diffuser: PMMA - Opal

Fixture Finish: [ANA](#) / [SSR](#) / [BKV](#) / [CWI](#) / [CRY](#) / [HAB](#) / [LAG](#) / [UFT](#) / [ITA](#) / [RUA](#) / [RUR](#) / [MIC](#) / [FTG](#) / [MYG](#) / [TWT](#) / [LOD](#) / [PUS](#) / [FRO](#) / [FUP](#) / [KIA](#) / [POP](#) / [BLS](#) / [SPG](#) / [MEY](#) / [GOH](#) / [GUM](#) / [CHC](#) / [COM](#) / [ABZ](#) / [JAG](#)

Fixture Material: Aluminum

Cable Details: 2000mm or 4000mm Transparent Cable

Upon Request: Cable colour - White / Black / Orange / Red

ELECTRICAL

Lamp Type: LED (Zhaga Standard)

Input Wattage (W): 20.2

Total Output Wattage (W): 16 / 12.8 (3500K)

[Dimming: 0-10V Dimming / Phase Dimming \(120Vac Only\)](#)

Driver Included: Yes

Driver Location: Integrated

Driver Type: Constant Current - 120 / 277Vac

Driver Class: Class 2

Input Voltage (V): 120 - 277

Constant Current (MA): 350 / 400 (3500K)

LED

[Color Temperature \(°K\): 3000 / 3500 / 4000](#)

Max. Delivered Lumen (lm): 1370 / 1421 / 1450

CRI: >90 CRI

Lamp Life (hrs): 50000

OPTICAL

RATINGS AND CERTIFICATIONS

Certified By: Certified for North American Standards

IP rating: IP20

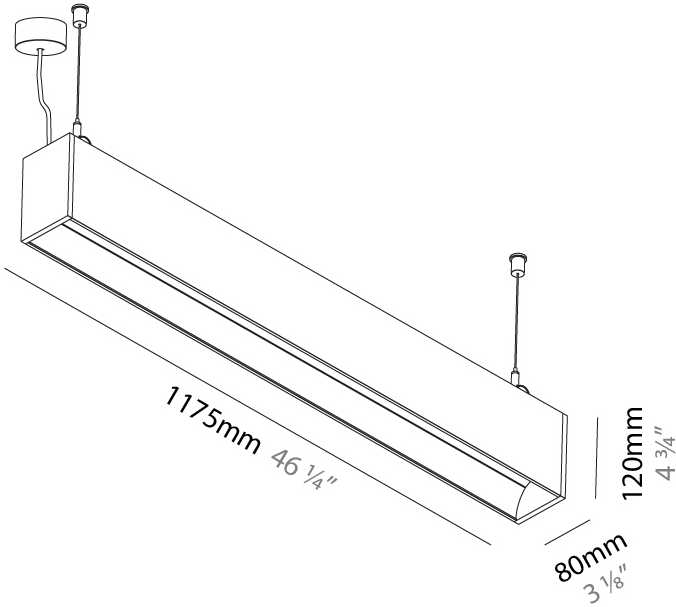

PROJECT

TYPE

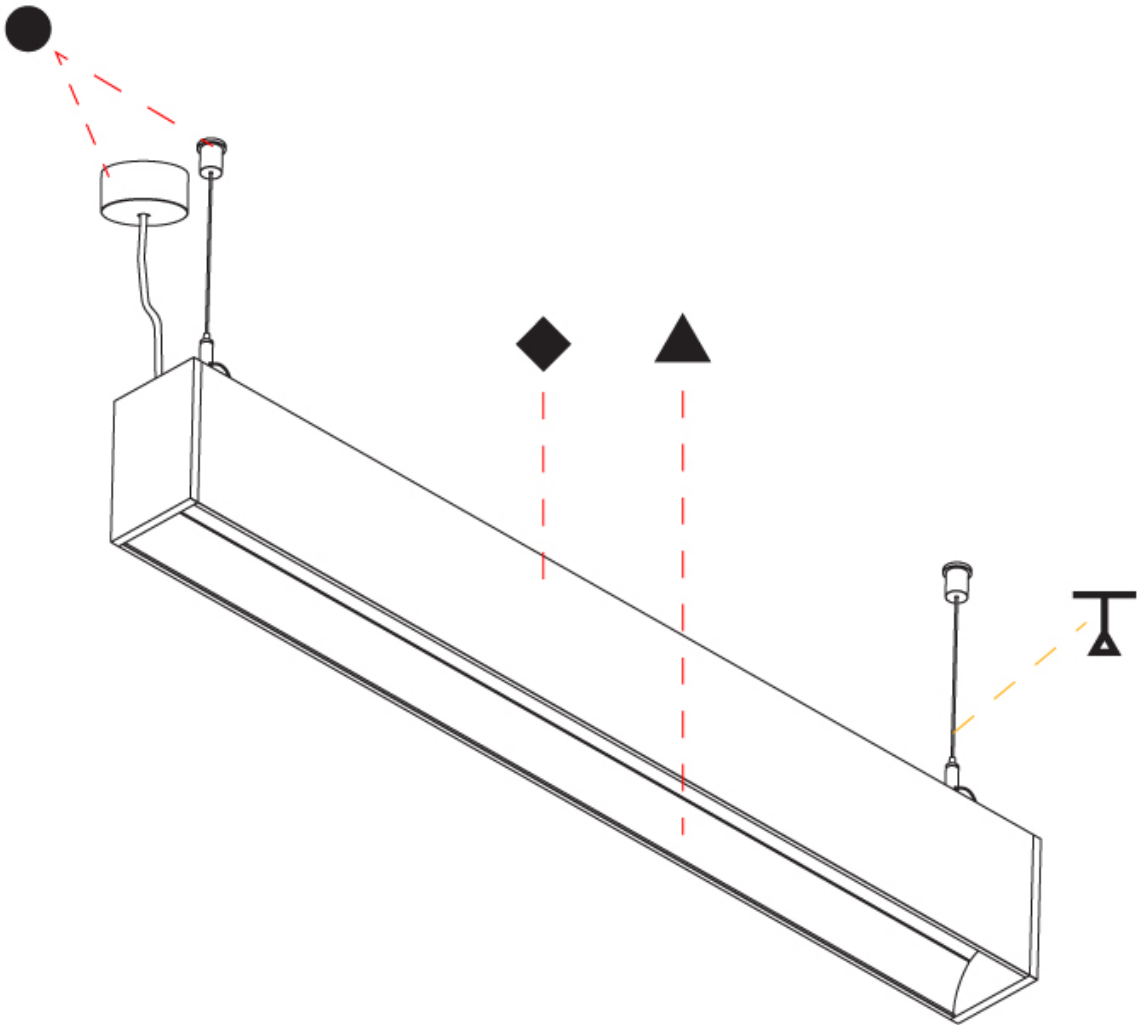
SPECIFIER

QUANTITY

DATE



PROJECT	
TYPE	
SPECIFIER	
QUANTITY	
DATE	



A

GROOVE SQUARE SUSPENSION

A30813-

base number

LED
Dimming

Color
Temperature

Finishes

Finishes

Finishes

1.To build a product code in our configurator select the specify button on the base model # product page

2. To build a manual product code on this datasheet choose from the options listed below in blue font and add the suffix to the base model #

GENERAL

Series: Groove

Subseries: Groove Square

Brand: Prolicht

Division: Architectural

Mounting Type: Suspension

Mounting Location: Ceiling

Subcategory: Profile

PHYSICAL

Shape: Rectangle

Length (mm): 1455

Length (in): 57 5⁄16

Width (mm): 80

Width (in): 3 1⁄8

Height (mm): 120

Height (in): 4 3⁄4

Max. Overall Height (mm): 2120

Max. Overall Height (in): 83 7⁄16

Light Distribution: Direct

Weight (kg): 6.691

Weight (lbs): 14.751

Diffuser: PMMA - Opal

Fixture Finish: ANA / SSR / BKV / CWI / CRY / HAB / LAG / UFT / ITA / RUA / RUR / MIC / FTG / MYG / TWT / LOD / PUS / FRO / FUP / KIA / POP / BLS / SPG / MEY / GOH / GUM / CHC / COM / ABZ / JAG

Fixture Material: Aluminum

Cable Details: 2000mm or 6000mm Transparent Cable

ELECTRICAL

Lamp Type: LED (Zhaga Standard)

Input Wattage (W): 25.3

Total Output Wattage (W): 20 / 16 (3500K)

Dimming: 0-10V Dimming / Phase Dimming (120Vac Only)

Driver Included: Yes

Driver Location: Integrated

Driver Type: Constant Current - 120 / 277Vac

Driver Class: Class 2

Input Voltage (V): 120 - 277

Constant Current (MA): 350 / 500 (3500K)

LED

Color Temperature (°K): 3000 / 3500 / 4000

Max. Delivered Lumen (lm): 1710 / 1774 / 1810

CRI: >90 CRI

Lamp Life (hrs): 50000

OPTICAL

RATINGS AND CERTIFICATIONS

Certified By: Certified for North American Standards

IP rating: IP20

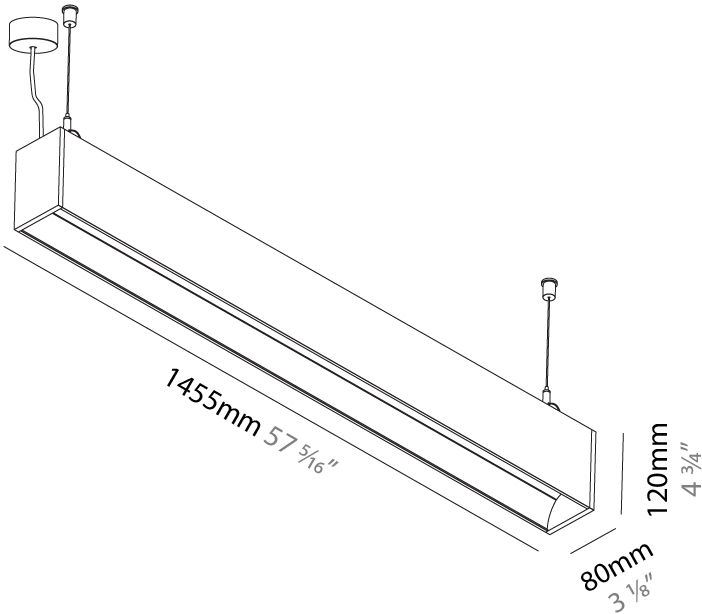

PROJECT

TYPE

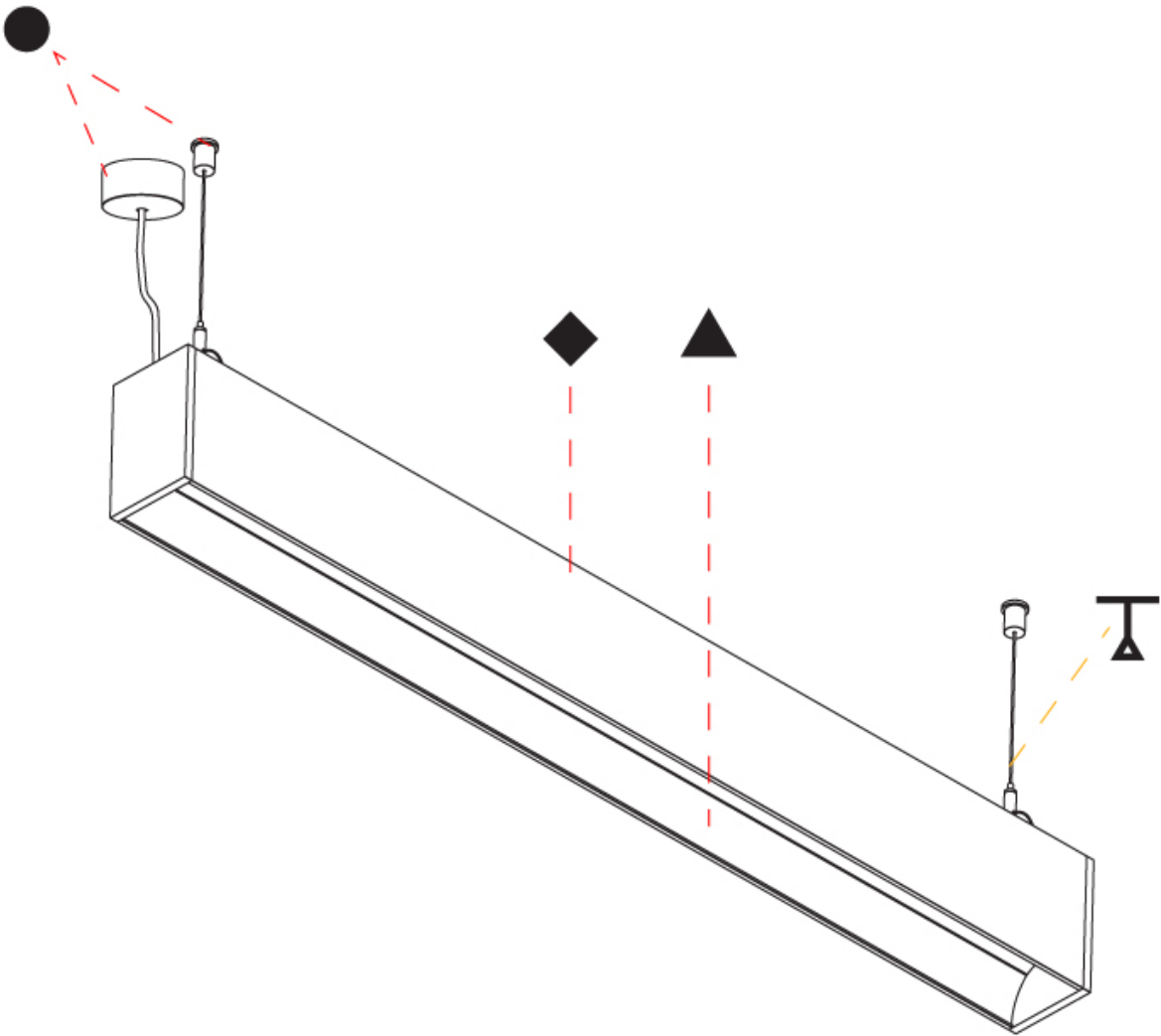
SPECIFIER

QUANTITY

DATE



PROJECT
TYPE
SPECIFIER
QUANTITY
DATE



A

GROOVE SQUARE SUSPENSION

A30814-

base number

LED
Dimming

Color
Temperature

Finishes

Finishes

Finishes

1. To build a product code in our configurator select the specify button on the base model # product page
2. To build a manual product code on this datasheet choose from the options listed below in blue font and add the suffix to the base model #

GENERAL

Series: Groove

Subseries: Groove Square

Brand: Prolicht

Division: Architectural

Mounting Type: Suspension

Mounting Location: Ceiling

Subcategory: Profile

PHYSICAL

Shape: Rectangle

Length (mm): 1735

Length (in): 68 5⁄16

Width (mm): 80

Width (in): 3 1⁄8

Height (mm): 120

Height (in): 4 3⁄4

Max. Overall Height (mm): 2120

Max. Overall Height (in): 83 7⁄16

Light Distribution: Direct

Weight (kg): 7.787

Weight (lbs): 17.167

Diffuser: PMMA - Opal

Fixture Finish: [ANA](#) / [SSR](#) / [BKV](#) / [CWI](#) / [CRY](#) / [HAB](#) / [LAG](#) / [UFT](#) / [ITA](#) / [RUA](#) / [RUR](#) / [MIC](#) / [FTG](#) / [MYG](#) / [TWT](#) / [LOD](#) / [PUS](#) / [FRO](#) / [FUP](#) / [KIA](#) / [POP](#) / [BLS](#) / [SPG](#) / [MEY](#) / [GOH](#) / [GUM](#) / [CHC](#) / [COM](#) / [ABZ](#) / [JAG](#)

Fixture Material: Aluminum

Cable Details: 2000mm or 4000mm Transparent Cable

Upon Request: Cable colour - White / Black / Orange / Red

ELECTRICAL

Lamp Type: LED (Zhaga Standard)

Input Wattage (W): 30.4

Total Output Wattage (W): 24 / 19.2 (3500K)

[Dimming: 0-10V Dimming / Phase Dimming \(120Vac Only\)](#)

Driver Included: Yes

Driver Location: Integrated

Driver Type: Constant Current - 120 / 277Vac

Driver Class: Class 2

Input Voltage (V): 120 - 277

Constant Current (MA): 350 / 600 (3500K)

LED

[Color Temperature \(°K\): 3000 / 3500 / 4000](#)

Max. Delivered Lumen (lm): 2050 / 2127 / 2170

CRI: >90 CRI

Lamp Life (hrs): 50000

OPTICAL

RATINGS AND CERTIFICATIONS

Certified By: Certified for North American Standards

IP rating: IP20

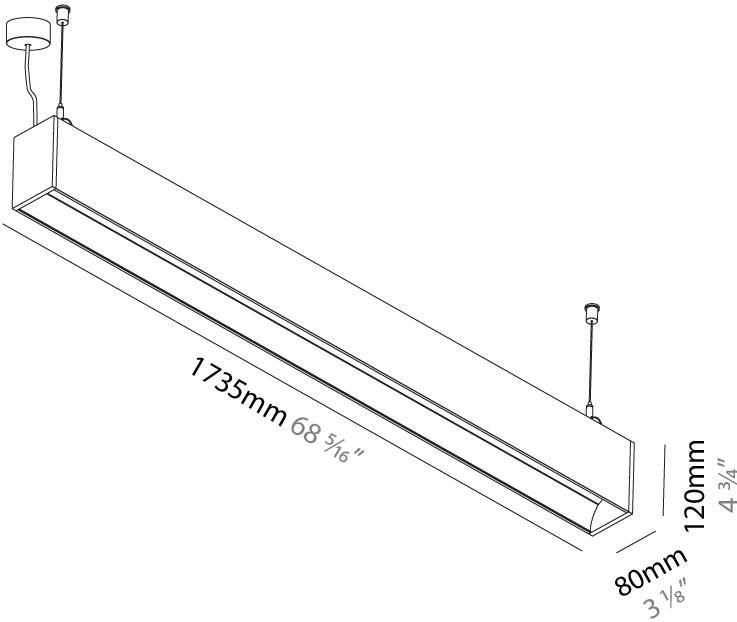

PROJECT

TYPE

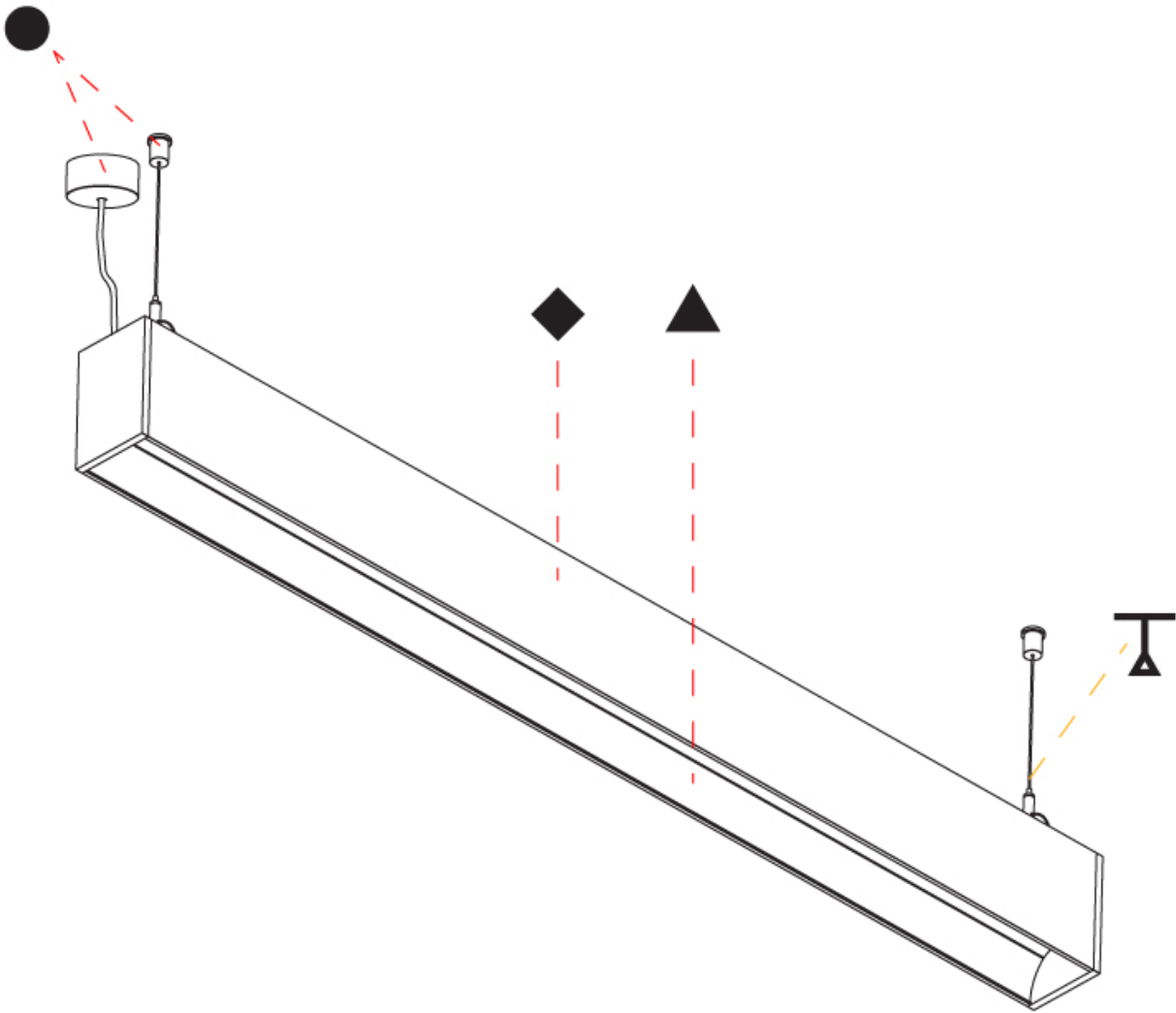
SPECIFIER

QUANTITY

DATE



PROJECT
TYPE
SPECIFIER
QUANTITY
DATE



GROOVE SQUARE SUSPENSION

A30815-

base number

LED
Dimming

Color
Temperature

Finishes

Finishes

Finishes

- 1.To build a product code in our configurator select the specify button on the base model # product page
2. To build a manual product code on this datasheet choose from the options listed below in blue font and add the suffix to the base model #

GENERAL

Series: Groove

Subseries: Groove Square

Brand: Prolicht

Division: Architectural

Mounting Type: Suspension

Mounting Location: Ceiling

Subcategory: Profile

PHYSICAL

Shape: Rectangle

Length (mm): 2015

Length (in): 79 5⁄16

Width (mm): 80

Width (in): 3 1⁄8

Height (mm): 120

Height (in): 4 3⁄4

Max. Overall Height (mm): 2120

Max. Overall Height (in): 83 7⁄16

Light Distribution: Direct

Weight (kg): 8.883

Weight (lbs): 19.583

Diffuser: PMMA - Opal

Fixture Finish: [ANA](#) / [SSR](#) / [BKV](#) / [CWI](#) / [CRY](#) / [HAB](#) / [LAG](#) / [UFT](#) / [ITA](#) / [RUA](#) / [RUR](#) / [MIC](#) / [FTG](#) / [MYG](#) / [TWT](#) / [LOD](#) / [PUS](#) / [FRO](#) / [FUP](#) / [KIA](#) / [POP](#) / [BLS](#) / [SPG](#) / [MEY](#) / [GOH](#) / [GUM](#) / [CHC](#) / [COM](#) / [ABZ](#) / [JAG](#)

Fixture Material: Aluminum

Cable Details: 2000mm or 4000mm Transparent Cable

Upon Request: Cable colour - White / Black / Orange / Red

ELECTRICAL

Lamp Type: LED (Zhaga Standard)

Input Wattage (W): 35.4

Total Output Wattage (W): 28 / 22.4 (3500K)

[Dimming: 0-10V Dimming / Phase Dimming \(120Vac Only\)](#)

Driver Included: Yes

Driver Location: Integrated

Driver Type: Constant Current - 120 / 277Vac

Driver Class: Class 2

Input Voltage (V): 120 - 277

Constant Current (MA): 350 / 700 (3500K)

LED

[Color Temperature \(°K\): 3000 / 3500 / 4000](#)

Max. Delivered Lumen (lm): 2400 / 2479 / 2530

CRI: >90 CRI

Lamp Life (hrs): 50000

OPTICAL

RATINGS AND CERTIFICATIONS

Certified By: Certified for North American Standards

IP rating: IP20

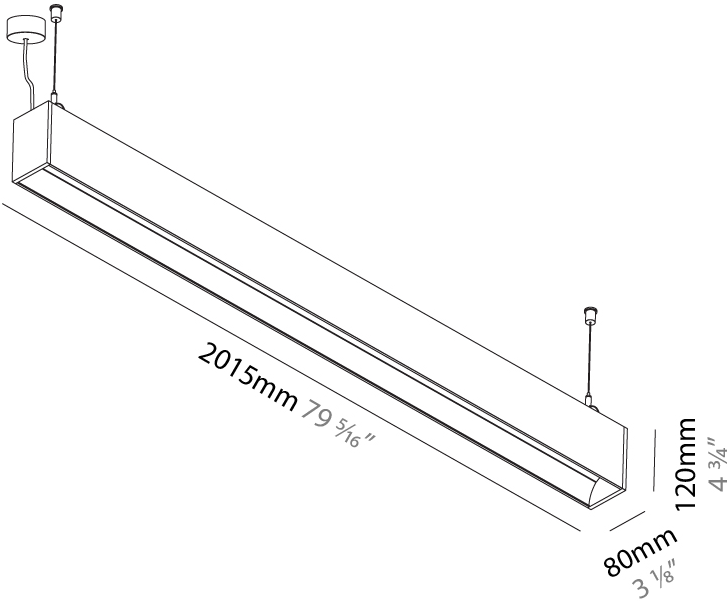

PROJECT

TYPE

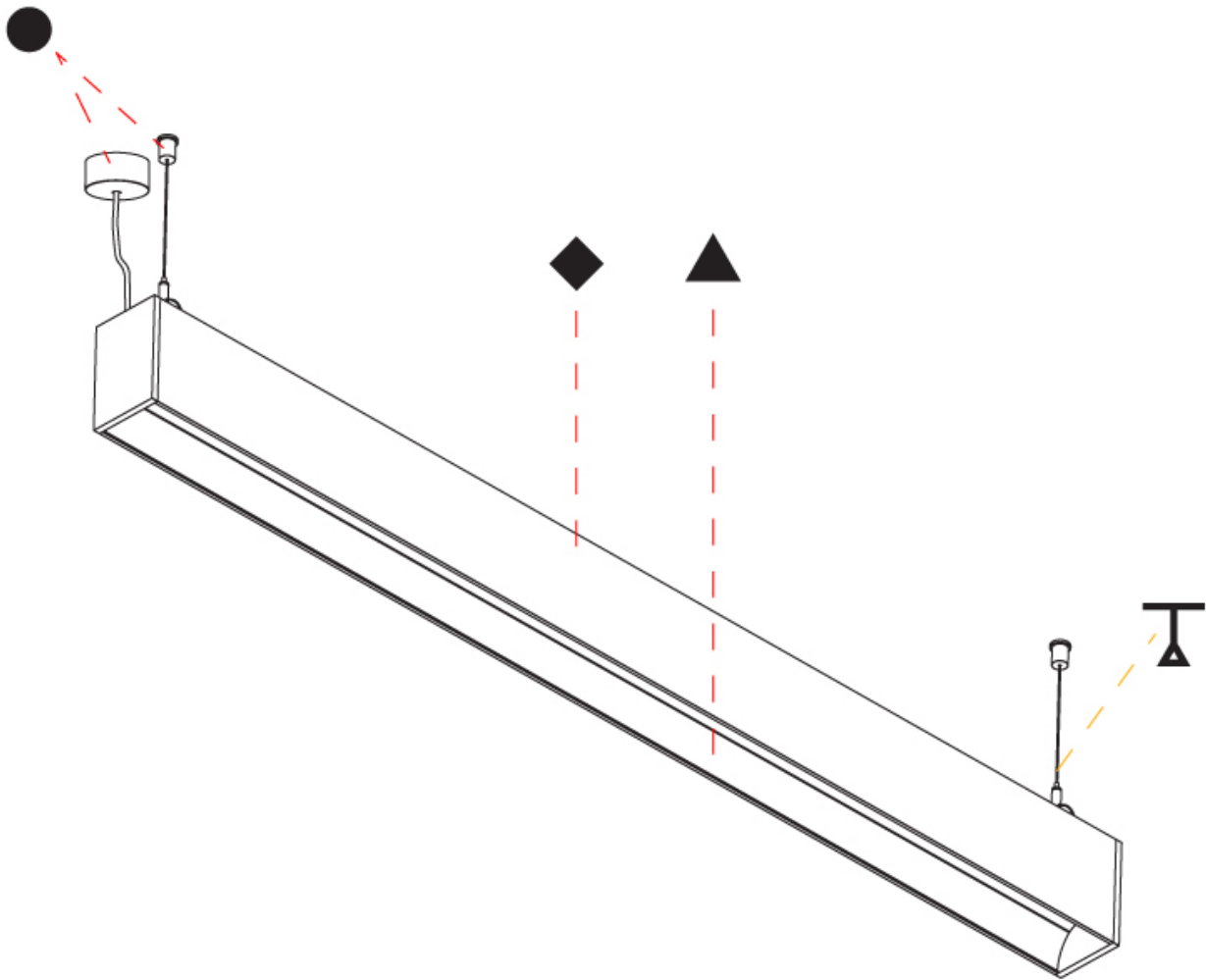
SPECIFIER

QUANTITY

DATE



PROJECT
TYPE
SPECIFIER
QUANTITY
DATE



GROOVE SUSPENSION

A3GR-SUS-SYS

base number

- 1. To build a product code in our configurator select the specify button on the base model # product page
- 2. To build a manual product code on this datasheet choose from the options listed below in blue font and add the suffix to the base model #

GENERAL

Series: Groove

Brand: Prolicht

Division: Architectural

Mounting Type: Suspension

Mounting Location: Ceiling

Subcategory: Profile

PHYSICAL

Length (mm): Custom length

Length (in): Custom length

Fixture Finish: SSR / BKV / CWI / CRY / HAB / LAG / UFT / ITA / RUA / RUR / MIC / FTG / MYG / TWT / LOD / PUS / FRO / FUP / KIA / POP / BLS / SPG / MEY / GOH / GUM / CHC / COM / ABZ / JAG

ELECTRICAL

Lamp Type: LED (Zhaga Standard)

Dimming: 0-10V Dimming / Phase Dimming (120Vac Only)

Driver Included: Yes

Driver Location: Integrated

Driver Type: Constant Current - 120 / 277Vac

Driver Class: Class 2

Input Voltage (V): 120 - 277

Constant Current (MA): 350 / 100-125 / 350

LED

CRI: >90 CRI

Lamp Life (hrs): 50000

Upon Request: Color Temperature RGB-W Tunable CRI (no minimum qty) price increase + longer lead time

OPTICAL

RATINGS AND CERTIFICATIONS

Certified By: Certified for North American Standards

IP rating: IP20


PROJECT

TYPE

SPECIFIER

QUANTITY

DATE



PROJECT

TYPE

SPECIFIER

QUANTITY

DATE

Fixture Finish

Aluminum Natural Anodized - 00 (ANA)



Sparkling Silver - 01 (SSR)



Black Velvet - 02 (BKV)



Crystal White - 03 (CWI)



Creamy - 04 (CRY)



Hampton Bay - 05 (HAB)



Lagoon - 06 (LAG)



Urban Forest - 07 (UFT)



In the Army - 08 (ITA)



Rusty Angel - 09 (RUA)




Rusty Rush - 10 (RUR)



Milk and Chocolate - 11 (MIC)



Fade to Gray - 12 (FTG)



Mysterious Gray - 13 (MYG)




Twilight - 14 (TWT)



Lost Dream - 15 (LOD)



Purple Sky - 16 (PUS)



Fresh Oh - 17 (FRO)



Funky P. - 18 (FUP)



Kissing Aphrodite - 19 (KIA)



Poseidon's Paradise - 20 (POP)




Blue Sky - 21 (BLS)



Spring Green - 22 (SPG)



Mellow Yellow - 23 (MEY)



Golden Heart - 24 (GOH)



Gun Metal - 25 (GUM)



Champagne Cream - 26 (CHC)



Copper Mine - 27 (COM)



Ancient Bronze - 28 (ABZ)



Jazz Gold - 29 (JAG)



Digital: Not all screens are calibrated the same, and therefore, colors will appear differently between screens.
Physical: When texture is involved, there will be variations in color, character and tone within a product series and between product families.

Gun Metal: No Gun Metal finish is alike. It combines a mixture of transparent and black color particles which ensures a highly individual effect and no luminaire being identical.
Champagne Cream, Copper Mine, Ancient Bronze + Jazz Gold: These finishes have slight fading from specific powder coating production. Each luminaire will slightly vary.



PROJECT
TYPE
SPECIFIER
QUANTITY
DATE

LEGEND

	floor-mounted		pivotal		special LED (upon request) RGB, RGBW, tunable, gold+, meat+, art+, fashion+
	wall and ceiling: recessed and surface mounted		rotating		warm dim / natural dimming LED
	ceiling-mounted and wall-mounted		illuminate tilted		rechargeable battery powered
	wall-mounted		color of suspension cable		fixture with natural vivid LED (upon request)
	omni-directional light distribution		length of suspension cable		color rendering index
	direct light distribution		reflector degree selection		color temperature
	direct/indirect light distribution		super spot		lumen (luminous flux)
	indirect light distribution		lens		efficacy (lumens per watt)
	asymmetric light distribution		lens pack		Unified Glare Rating (UGR) range from 5-40
	aura light distribution		shine ring		marine grade (AISI 316 stainless steel)
	round wall or ceiling cut-out		integrated shine ring with diffuser		walk on
	square wall or ceiling cut-out		free individual colors 01-29		drive on
	the supplied jig specifies the cutout dimensions		individual colors: 00 (free of charge), 01-25 (extra charge)		Dark Sky Compliance
	minimum distance (meters) lamp - object		luminaire part to be colored (F1)		Americans with Disabilities Act (less than 4" off the wall located between 27"-84" from floor)
	recessed depth		luminaire part to be colored (F2)		lamp protected against explosion
	ceiling thickness in mm		luminaire part to be colored (F3)		blown glass using traditional methods by master glass blower
	ceiling thickness selection		luminaire part to be colored (F4)		acoustic material
	dimmable DP (phase), DV (0-10V), DD (dali), DS (step-dim)		luminaire part to be colored (F5)		protection class I, protection insulation
	included or excluded LED driver/transformer/control gear		color of 3-circuit adaptor		protection class II, protection insulation
	separately switchable		indirect diffuser		ETL Certified to UL and CSA Standards
	sensor		direct diffuser		UL Certified to UL and CSA Standards
	remote control		ball-proof (upon request)		CSA Certified to UL and CSA Standards
	available upon request		accessory		Certified for North American Standards

IP RATING

	protected against ingress of solid bodies greater than 12.5mm (finger)
	protected against ingress of solid bodies greater than 2.5mm protected against sprays of water up to 60 degrees from the vertical (rain)
	protected against ingress of solid bodies greater than 1mm (wire) no protection against the ingress of moisture
	protected against ingress of solid bodies greater than 1mm (wire) protected against sprays of water up to 60 degrees from the vertical (rain)
	protected against ingress of solid bodies greater than 1mm (wire) protected against water splashed from all directions
	protected against limited ingress of dust (wet rooms/covered outdoor areas) protected against water splashed from all directions
	protected against ingress of dust protected against jets of water
	protected against ingress of dust protected against powerful jets of water or heavy seas
	protected against ingress of dust protected against immersion of water between 15cm - 1m for 30 minutes
	protected against ingress of dust protected against immersion of water under pressure for long periods

IK RATING

	protected against 0.14 joules impact (equivalent to 0.25kg mass dropped from 56mm above the surface)
	protected against 0.2 joules impact (equivalent to 0.25kg mass dropped from 80mm above the surface)
	protected against 0.35 joules impact (equivalent to 0.25kg mass dropped from 140mm above the surface)
	protected against 0.5 joules impact (equivalent to 0.25kg mass dropped from 200mm above the surface)
	protected against 0.7 joules impact (equivalent to 0.25kg mass dropped from 280mm above the surface)
	protected against 1 joules impact (equivalent to 0.25kg mass dropped from 400mm above the surface)
	protected against 2 joules impact (equivalent to 0.5kg mass dropped from 400mm above the surface)
	protected against 5 joules impact (equivalent to 1.7kg mass dropped from 300mm above the surface)
	protected against 10 joules impact (equivalent to 5.0kg mass dropped from 200mm above the surface)
	protected against 20 joules impact (equivalent to 5.0kg mass dropped from 400mm above the surface)