

|           |       |
|-----------|-------|
| PROJECT   | _____ |
| TYPE      | _____ |
| SPECIFIER | _____ |
| QUANTITY  | _____ |
| DATE      | _____ |

## HABE PORTABLE

### E114039-

base number                      Finish                       
Options                     

- To build a product code in our configurator select the specify button on the base model # product page
- To build a manual product code on this datasheet choose from the options listed below in blue font and add the suffix to the base model #

#### GENERAL

Series: Habe \_\_\_\_\_  
 Partner: Ole \_\_\_\_\_  
 Division: Exterior \_\_\_\_\_  
 Installation: Portable \_\_\_\_\_  
 Product Type: Floor \_\_\_\_\_  
 Mounting Location: Floor \_\_\_\_\_

#### PHYSICAL

Shape: Cylinder \_\_\_\_\_  
 Diameter (mm): 250 \_\_\_\_\_  
 Diameter (in): 9 <sup>13</sup>/<sub>16</sub> \_\_\_\_\_  
 Height (mm): 530 \_\_\_\_\_  
 Height (in): 20 <sup>7</sup>/<sub>8</sub> \_\_\_\_\_  
 Diffuser: PMMA - Opal \_\_\_\_\_  
 Fixture Finish: BEI / BLK / BLU / COG / DGN / GRY / MRN / MOC / MUS / OLV / SIL / STN / TER / WHI \_\_\_\_\_  
 Holder Finish: GWT \_\_\_\_\_  
 Fixture Material: Fabric Cord / Metal \_\_\_\_\_  
 Primary Material: Fabric - Recycled \_\_\_\_\_

#### ELECTRICAL

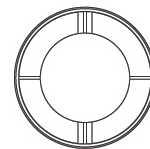
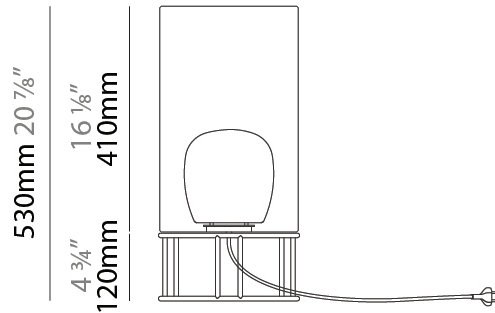
Number of Lamps: 1 \_\_\_\_\_  
 Lamp Type: LED Retrofit \_\_\_\_\_  
 Bulb Included: Bulb Not Included \_\_\_\_\_  
 Max. Wattage Per Lamp (W): 15 \_\_\_\_\_  
 Lamp Base: E26 \_\_\_\_\_  
 Input Voltage (V): 120 \_\_\_\_\_

#### LED

#### OPTICAL

#### RATINGS AND CERTIFICATIONS

Certified By: Certified for North American Standards \_\_\_\_\_  
 IP rating: IP66 \_\_\_\_\_



Ø250mm 9 <sup>13</sup>/<sub>16</sub>"



## HABE PORTABLE

E114039-

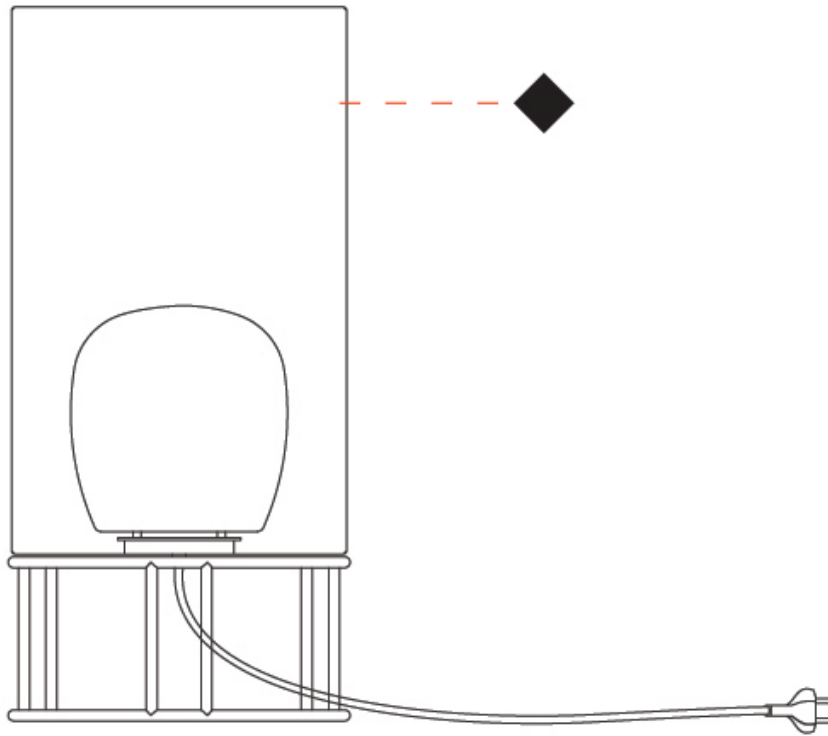
PROJECT

TYPE

SPECIFIER

QUANTITY

DATE



E

|           |
|-----------|
| PROJECT   |
| TYPE      |
| SPECIFIER |
| QUANTITY  |
| DATE      |

## HABE PORTABLE

### E114040-

base number Finish  
Options

- To build a product code in our configurator select the specify button on the base model # product page
- To build a manual product code on this datasheet choose from the options listed below in blue font and add the suffix to the base model #

#### GENERAL

Series: Habe  
 Partner: Ole  
 Division: Exterior  
 Installation: Portable  
 Product Type: Floor  
 Mounting Location: Floor

#### PHYSICAL

Shape: Cylinder  
 Diameter (mm): 250  
 Diameter (in): 9 <sup>13</sup>/<sub>16</sub>  
 Height (mm): 830  
 Height (in): 32 <sup>11</sup>/<sub>16</sub>  
 Diffuser: PMMA - Opal  
 Fixture Finish: BEI / BLK / BLU / COG / DGN / GRY / MRN / MOC / MUS / OLV / SIL / STN / TER / WHI  
 Holder Finish: GWT  
 Fixture Material: Fabric Cord / Metal  
 Primary Material: Fabric - Recycled

#### ELECTRICAL

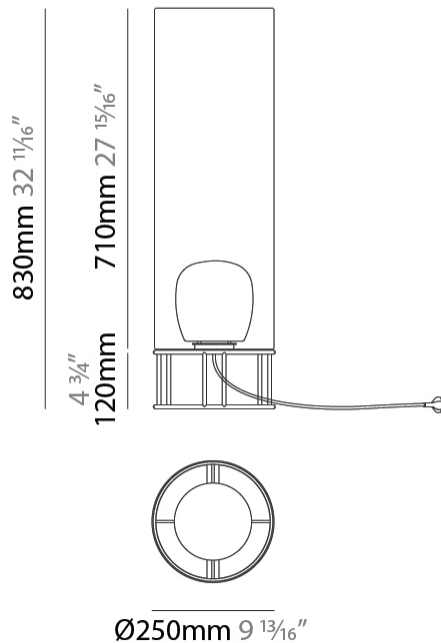
Number of Lamps: 1  
 Lamp Type: LED Retrofit  
 Bulb Included: Bulb Not Included  
 Max. Wattage Per Lamp (W): 15  
 Lamp Base: E26  
 Input Voltage (V): 120

#### LED

#### OPTICAL

#### RATINGS AND CERTIFICATIONS

Certified By: Certified for North American Standards  
 IP rating: IP66



## HABE PORTABLE

E114040-

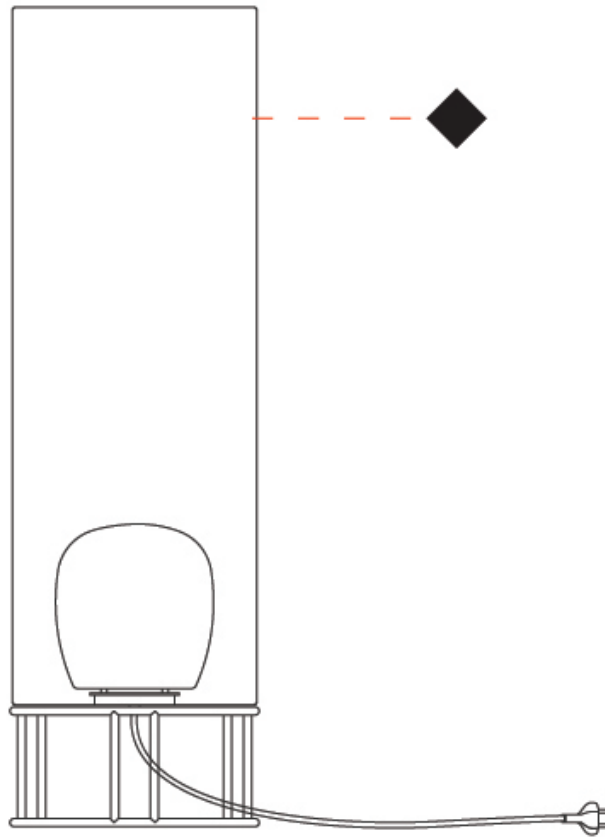
PROJECT

TYPE

SPECIFIER

QUANTITY

DATE



E

## HABE

### COLOR FINISH CHART

#### Fixture Finish

Beige - BEI



Black - BLK



Blue - BLU



Cognac - COG



Dark Green - DGN



Gray - GRY



Maroon - MRN



Mocha - MOC



Mustard - MUS



Olive - OLV



Silver - SIL




Stone - STN



Terracotta - TER




White - WHI



#### Holder Finish

Granulated White - GWT





**Digital:** Not all screens are calibrated the same, and therefore, colors will appear differently between screens.

**Physical:** When texture is involved, there will be variations in color, character and tone within a product series and between product families.



## COMPLETE COLOR FINISH CHART

### Standard Colors of Recycles Cords

|  |   |  |  |  |
|--|---|--|--|--|
| <p>STONE<br/>Pant. 7582C</p>  <p>1196</p> | <p>BEIGE<br/>Pant. 727C</p>  <p>196</p>            | <p>MUSTARD<br/>Pant. 1245C</p>  <p>168</p>        | <p>TERRACOTTA<br/>Pant. 153C</p>  <p>205</p> | <p>MAROON<br/>Pant. 1955C</p>  <p>224</p> |
| <p>WHITE<br/>Pant. White</p>  <p>71</p>  | <p>OLIVE<br/>Pant. 5625C</p>  <p>323</p>          | <p>DARK GREEN<br/>Pant. 5615C</p>  <p>301</p>    | <p>MOCHA<br/>Pant. 7504C</p>  <p>175</p>    | <p>COGNAC<br/>Pant. 181C</p>  <p>255</p> |
| <p>BLUE<br/>Pant. 663C</p>  <p>61</p>   | <p>SILVER<br/>Pant. Cool Gray 7C</p>  <p>129</p> | <p>GREY<br/>Pant. Cool Gray 10C</p>  <p>120</p> | <p>BLACK<br/>Pant. Black C</p>  <p>211</p> |  |

### Sustainable Thin Cord



Standard Colors with [S-]

Other fabric cord colors available upon request. Price increase and minimum quantities may apply

**Digital:** Not all screens are calibrated the same, and therefore, colors will appear differently between screens.

**Physical:** When texture is involved, there will be variations in color, character and tone within a product series and between product families.

Zaneen Group Inc. © 2024, T 1800-388-3382, F 416-247-9319, [www.zaneen.com](http://www.zaneen.com)

Available for International specifications by adding 'INT' at the end of the existing Model #. For assistance on 'custom' specifications, contact [zteam@zaneen.com](mailto:zteam@zaneen.com).

In a constant effort to supply the best product, we reserve the right to change specifications or materials without notice. The most recent specification sheets are found at [zaneen.com](http://zaneen.com)

## COMPLETE COLOR FINISH CHART

### Special Colors (for indoor use only)

|   |   |   |  |  |
|---|---|---|--|--|
| <p>CRISTAL<br/>Pant. Glass 75</p>          | <p>Crudo<br/>Pant. 7401C 170</p>         | <p>ORO<br/>Pant. 872C 16</p>                 | <p>GOLDEN<br/>Pant. 7403C 7</p>      | <p>AVELLANA<br/>Pant. 1955C 152</p>   |
| <p>ALPACA<br/>Pant. 429C 1401</p>          | <p>ARENA<br/>Pant. 465C 151</p>          | <p>CASTOR<br/>Pant. P7530C 167</p>           | <p>TABACO<br/>Pant. 1545C 203</p>    | <p>MARRON<br/>Pant. 476C 187</p>      |
| <p>TUNEL<br/>Pant. Black 7C 169</p>       | <p>BURDEOS<br/>Pant. 188C 163</p>       | <p>FRESILLA<br/>Pant. 695C 273</p>          | <p>ARCILLA<br/>Pant. 1675C 205</p>  | <p>SATAN<br/>Pant. 207C 19</p>       |
| <p>MUSGO<br/>Pant. 5535C 320</p>         | <p>NOCTURNO<br/>Pant. 7547 66</p>      | <p>MEDAS<br/>Pant. 295C 168</p>            | <p>LAVA<br/>Pant. 151C 1334</p>    | <p>FUEGO<br/>Pant. 185C 245</p>     |
| <p>VERDE OSCURO<br/>Pant. 3298C 358</p>  | <p>MARINO<br/>Pant. 289C 63</p>        | <p>AZUL ELECTRICO<br/>Pant. 2945C 168</p>  | <p>CALABAZA<br/>Pant. 158C 84</p>  | <p>ROJO<br/>Pant. 186C 241</p>      |
| <p>JUNGLA<br/>Pant. 356C 310</p>         | <p>AZUL ROYAL<br/>Pant. 288C 1075</p>  | <p>VIOLETA<br/>Pant. 7676U 147</p>         | <p>AMARILLO<br/>Pant. 109U 1</p>   | <p>CICLAMOR<br/>Pant. 205C 264</p>  |

Standard Colors with [S-]

Other fabric cord colors available upon request. Price increase and minimum quantities may apply

**Digital:** Not all screens are calibrated the same, and therefore, colors will appear differently between screens.

**Physical:** When texture is involved, there will be variations in color, character and tone within a product series and between product families.

Zaneen Group Inc. © 2024, T 1800-388-3382, F 416-247-9319, [www.zaneen.com](http://www.zaneen.com)

Available for International specifications by adding 'INT' at the end of the existing Model #. For assistance on 'custom' specifications, contact [zteam@zaneen.com](mailto:zteam@zaneen.com).

In a constant effort to supply the best product, we reserve the right to change specifications or materials without notice. The most recent specification sheets are found at [zaneen.com](http://zaneen.com)

### LEGEND

|  |   |   |  |   |  |
|--|---|---|--|---|--|
|    | floor-mounted   |    | pivotal  |    | special LED (upon request) RGB, RGBW, tunable, gold+, meat+, art+, fashion+                    |
|    | wall and ceiling: recessed and surface mounted            |    | rotating   |    | warm dim / natural dimming LED   |
|    | ceiling-mounted and wall-mounted                          |    | illuminate tilted  |    | rechargeable battery powered   |
|    | wall-mounted  |    | color of suspension cable                                    |    | fixture with natural vivid LED (upon request)  |
|    | omni-directional light distribution                       |    | length of suspension cable                                   |    | color rendering index  |
|    | direct light distribution                                 |    | reflector degree selection                                   |    | color temperature  |
|    | direct/indirect light distribution                        |    | super spot   |    | lumen (luminous flux)  |
|    | indirect light distribution                               |    | lens   |    | efficacy (lumens per watt)   |
|    | asymmetric light distribution                             |    | lens pack  |    | Unified Glare Rating (UGR) range from 5-40   |
|    | aura light distribution                                   |    | shine ring   |    | marine grade (AISI 316 stainless steel)  |
|    | round wall or ceiling cut-out                             |    | integrated shine ring with diffuser                          |    | walk on  |
|    | square wall or ceiling cut-out                            |    | free individual colors 01-29                                 |    | drive on   |
|    | the supplied jig specifies the cutout dimensions          |    | individual colors: 00 (free of charge), 01-25 (extra charge) |    | Dark Sky Compliance  |
|    | minimum distance (meters) lamp - object                   |    | luminaire part to be colored (F1)                            |    | Americans with Disabilities Act (less than 4" off the wall located between 27"-84" from floor) |
|    | recessed depth  |    | luminaire part to be colored (F2)                            |    | lamp protected against explosion   |
|   | ceiling thickness in mm                                   |   | luminaire part to be colored (F3)                            |   | blown glass using traditional methods by master glass blower                                   |
|  | ceiling thickness selection                               |  | luminaire part to be colored (F4)                            |  | acoustic material  |
|  | dimmable DP (phase), DV (0-10V), DD (dali), DS (step-dim) |  | luminaire part to be colored (F5)                            |  | protection class I, protection insulation  |
|  | included or excluded LED driver/transformer/control gear  |  | color of 3-circuit adaptor                                   |  | protection class II, protection insulation   |
|  | separately switchable                                     |  | indirect diffuser  |  | ETL Certified to UL and CSA Standards  |
|  | sensor  |  | direct diffuser  |  | UL Certified to UL and CSA Standards   |
|  | remote control  |  | ball-proof (upon request)                                    |  | CSA Certified to UL and CSA Standards  |
|  | available upon request                                    |  | accessory  |  | Certified for North American Standards   |

### IP RATING

|   |  |
|---|--|
|  | protected against ingress of solid bodies greater than 12.5mm (finger)   |
|  | protected against ingress of solid bodies greater than 2.5mm<br>protected against sprays of water up to 60 degrees from the vertical (rain)      |
|  | protected against ingress of solid bodies greater than 1mm (wire)<br>no protection against the ingress of moisture                               |
|  | protected against ingress of solid bodies greater than 1mm (wire)<br>protected against sprays of water up to 60 degrees from the vertical (rain) |
|  | protected against ingress of solid bodies greater than 1mm (wire)<br>protected against water splashed from all directions                        |
|  | protected against limited ingress of dust (wet rooms/covered outdoor areas)<br>protected against water splashed from all directions              |
|  | protected against ingress of dust<br>protected against jets of water   |
|  | protected against ingress of dust<br>protected against powerful jets of water or heavy seas  |
|  | protected against ingress of dust<br>protected against immersion of water between 15cm - 1m for 30 minutes                                       |
|  | protected against ingress of dust<br>protected against immersion of water under pressure for long periods  |

### IK RATING

|   |   |
|---|---|
|  | protected against 0.14 joules impact (equivalent to 0.25kg mass dropped from 56mm above the surface)  |
|  | protected against 0.2 joules impact (equivalent to 0.25kg mass dropped from 80mm above the surface)   |
|  | protected against 0.35 joules impact (equivalent to 0.25kg mass dropped from 140mm above the surface) |
|  | protected against 0.5 joules impact (equivalent to 0.25kg mass dropped from 200mm above the surface)  |
|  | protected against 0.7 joules impact (equivalent to 0.25kg mass dropped from 280mm above the surface)  |
|  | protected against 1 joules impact (equivalent to 0.25kg mass dropped from 400mm above the surface)    |
|  | protected against 2 joules impact (equivalent to 0.5kg mass dropped from 400mm above the surface)     |
|  | protected against 5 joules impact (equivalent to 1.7kg mass dropped from 300mm above the surface)     |
|  | protected against 10 joules impact (equivalent to 5.0kg mass dropped from 200mm above the surface)    |
|  | protected against 20 joules impact (equivalent to 5.0kg mass dropped from 400mm above the surface)    |