

PROJECT
TYPE
SPECIFIER
QUANTITY
DATE

## HALF 1 SUSPENSION

### D91193-

base number            Finish             
Options           

- To build a product code in our configurator select the specify button on the base model # product page
- To build a manual product code on this datasheet choose from the options listed below in blue font and add the suffix to the base model #

#### GENERAL

Series: Half  
 Subseries: Half 1  
 Partner: Milan  
 Division: Design  
 Installation: Suspension  
 Product Type: Pendant  
 Mounting Location: Ceiling

#### PHYSICAL

Shape: Sphere  
 Diameter (mm): 160  
 Diameter (in): 6 5/16  
 Height (mm): 160  
 Height (in): 6 5/16  
 Max. Overall Height (mm): 1660  
 Max. Overall Height (in): 65 3/8  
 Diffuser: Satin Opal Acid-Etched Blown Glass  
 Fixture Finish: MBK / MNK  
 Fixture Material: Stamped Steel  
 Cable Details: 2000mm Black Electrical Wire and 1500mm Steel Cable

#### ELECTRICAL

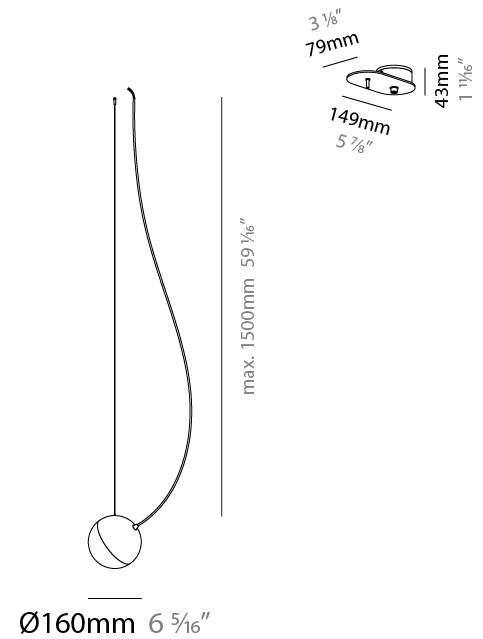
Number of Lamps: 1  
 Lamp Type: LED Retrofit  
 Lamp Shape: A15  
 Bulb Included: Bulb Not Included  
 Max. Wattage Per Lamp (W): 5.5  
 Lamp Base: E26  
 Input Voltage (V): 120  
 Upon Request: 277Vac / GU24

#### LED

#### OPTICAL

#### RATINGS AND CERTIFICATIONS

Certified By: Certified for North American Standards  
 IP rating: IP20



## HALF 1 SUSPENSION

D91193-

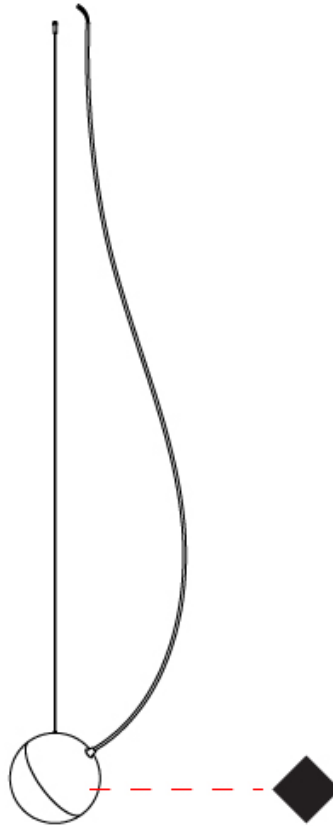
PROJECT

TYPE

SPECIFIER

QUANTITY

DATE



D

PROJECT	_____
TYPE	_____
SPECIFIER	_____
QUANTITY	_____
DATE	_____

## HALF 3 SUSPENSION

### D91194-

base number            Finish             
Options           

- To build a product code in our configurator select the specify button on the base model # product page
- To build a manual product code on this datasheet choose from the options listed below in blue font and add the suffix to the base model #

#### GENERAL

Series: Half  
Subseries: Half 3  
Partner: Milan  
Division: Design  
Installation: Suspension  
Product Type: Pendant  
Mounting Location: Ceiling

#### PHYSICAL

Shape: Sphere  
Diameter (mm): 600  
Diameter (in): 23 5/8  
Height (mm): 160  
Height (in): 6 5/16  
Max. Overall Height (mm): 1660  
Max. Overall Height (in): 65 3/8  
Diffuser: Satin Opal Acid-Etched Blown Glass  
Fixture Finish: MBK / MNK  
Fixture Material: Stamped Steel  
Cable Details: 2000mm Black Electrical Wire and 1500mm Steel Cable

#### ELECTRICAL

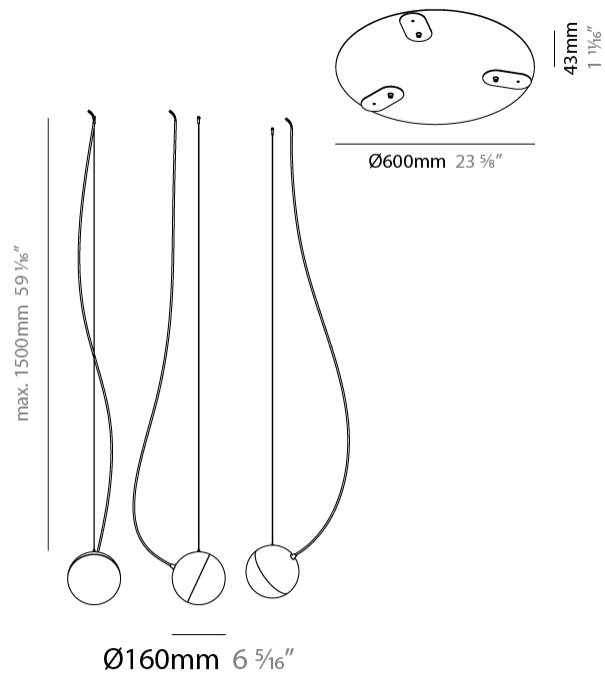
Number of Lamps: 3  
Lamp Type: LED Retrofit  
Lamp Shape: A15  
Bulb Included: Bulb Not Included  
Max. Wattage Per Lamp (W): 5.5  
Lamp Base: E26  
Input Voltage (V): 120  
Upon Request: 277Vac / GU24

#### LED

#### OPTICAL

#### RATINGS AND CERTIFICATIONS

Certified By: Certified for North American Standards  
IP rating: IP20



## HALF 3 SUSPENSION

D91194-

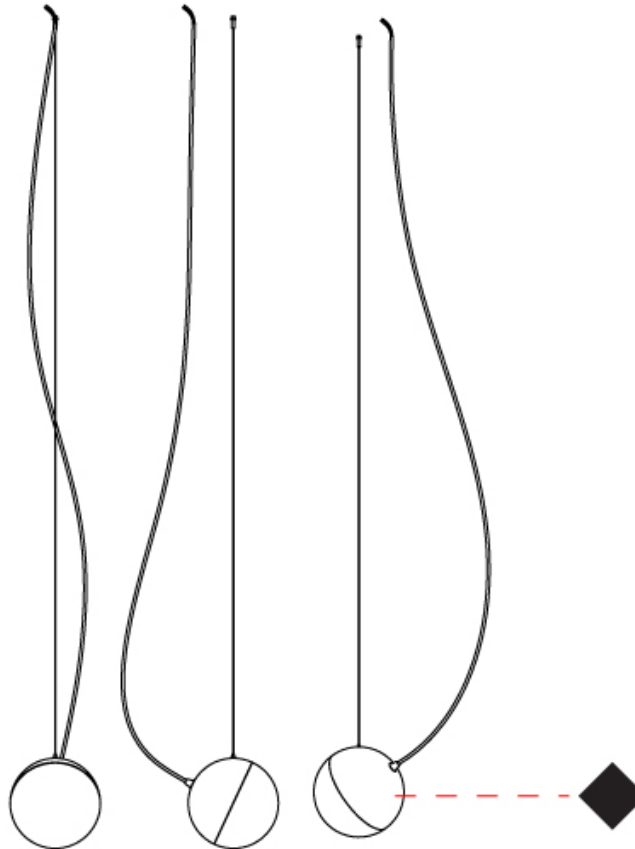
PROJECT

TYPE

SPECIFIER

QUANTITY

DATE



D

PROJECT	_____
TYPE	_____
SPECIFIER	_____
QUANTITY	_____
DATE	_____

## HALF 5 SUSPENSION

### D91195-

base number            Finish             
Options           

- To build a product code in our configurator select the specify button on the base model # product page
- To build a manual product code on this datasheet choose from the options listed below in blue font and add the suffix to the base model #

#### GENERAL

Series: Half  
Subseries: Half 5  
Partner: Milan  
Division: Design  
Installation: Suspension  
Product Type: Pendant  
Mounting Location: Ceiling

#### PHYSICAL

Shape: Sphere  
Diameter (mm): 600  
Diameter (in): 23 5/8  
Height (mm): 160  
Height (in): 6 5/16  
Max. Overall Height (mm): 1660  
Max. Overall Height (in): 65 3/8  
Diffuser: Satin Opal Acid-Etched Blown Glass  
Fixture Finish: MBK / MNK  
Fixture Material: Stamped Steel  
Cable Details: 2000mm Black Electrical Wire and 1500mm Steel Cable

#### ELECTRICAL

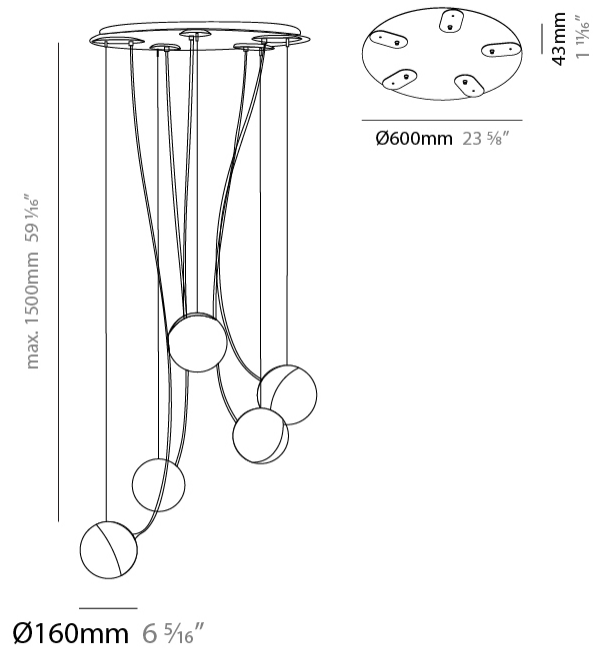

Number of Lamps: 5  
Lamp Type: LED Retrofit  
Lamp Shape: A15  
Bulb Included: Bulb Not Included  
Max. Wattage Per Lamp (W): 5.5  
Lamp Base: E26  
Input Voltage (V): 120  
Upon Request: 277Vac / GU24

#### LED

#### OPTICAL

#### RATINGS AND CERTIFICATIONS

Certified By: Certified for North American Standards  
IP rating: IP20



## HALF 5 SUSPENSION

D91195-

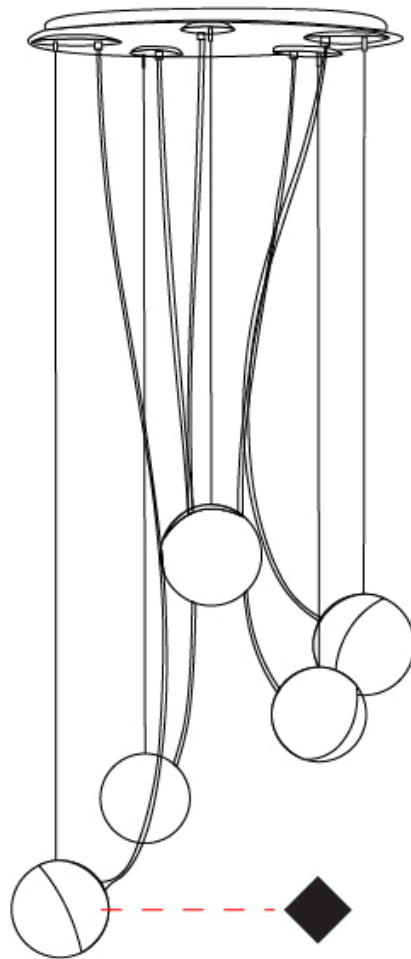
PROJECT

TYPE

SPECIFIER

QUANTITY

DATE



D

PROJECT
TYPE
SPECIFIER
QUANTITY
DATE

## HALF 1 SUSPENSION

### D91196-

base number            Finish             
Options           

- To build a product code in our configurator select the specify button on the base model # product page
- To build a manual product code on this datasheet choose from the options listed below in blue font and add the suffix to the base model #

#### GENERAL

Series: Half             
Subseries: Half 1             
Partner: Milan             
Division: Design             
Installation: Suspension             
Product Type: Pendant             
Mounting Location: Ceiling           

#### PHYSICAL

Shape: Sphere             
Diameter (mm): 250             
Diameter (in): 9 <sup>13</sup>/<sub>16</sub>"             
Height (mm): 250             
Height (in): 9 <sup>13</sup>/<sub>16</sub>"             
Max. Overall Height (mm): 1850             
Max. Overall Height (in): 72 <sup>13</sup>/<sub>16</sub>"             
Diffuser: Satin Opal Acid-Etched Blown Glass             
Fixture Finish: MBK / MNK             
Fixture Material: Stamped Steel             
Cable Details: 2000mm Black Electrical Wire and 1600mm Steel Cable           

#### ELECTRICAL

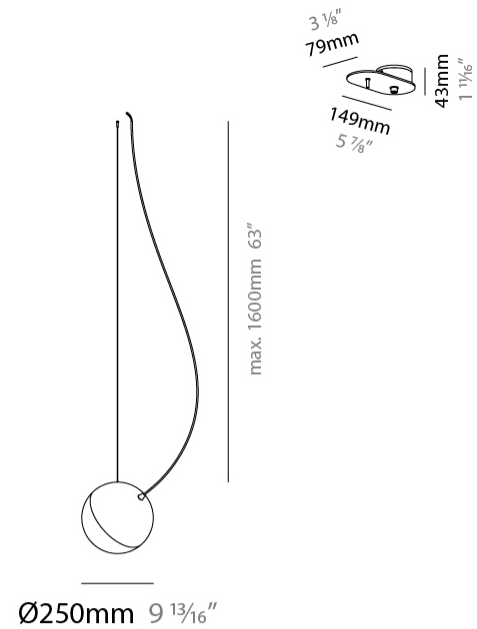
Number of Lamps: 1             
Lamp Type: LED Retrofit             
Lamp Shape: A19             
Bulb Included: Bulb Not Included             
Max. Wattage Per Lamp (W): 9             
Lamp Base: E26             
Input Voltage (V): 120             
Upon Request: 277Vac / GU24           

#### LED

#### OPTICAL

#### RATINGS AND CERTIFICATIONS

Certified By: Certified for North American Standards             
IP rating: IP20           



## HALF 1 SUSPENSION

D91196-

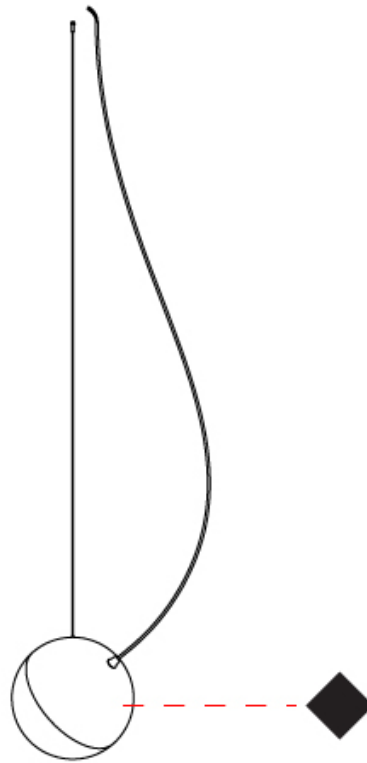
PROJECT

TYPE

SPECIFIER

QUANTITY

DATE



D

PROJECT	_____
TYPE	_____
SPECIFIER	_____
QUANTITY	_____
DATE	_____

## HALF 3 SUSPENSION

### D91197-

base number          Finish           
Options         

- To build a product code in our configurator select the specify button on the base model # product page
- To build a manual product code on this datasheet choose from the options listed below in blue font and add the suffix to the base model #

#### GENERAL

Series: Half  
Subseries: Half 3  
Partner: Milan  
Division: Design  
Installation: Suspension  
Product Type: Pendant  
Mounting Location: Ceiling

#### PHYSICAL

Shape: Sphere  
Diameter (mm): 750  
Diameter (in): 29 1/2  
Height (mm): 250  
Height (in): 9 13/16  
Max. Overall Height (mm): 1850  
Max. Overall Height (in): 72 13/16  
Diffuser: Satin Opal Acid-Etched Blown Glass  
Fixture Finish: MBK / MNK  
Fixture Material: Stamped Steel  
Cable Details: 2000mm Black Electrical Wire and 1600mm Steel Cable

#### ELECTRICAL

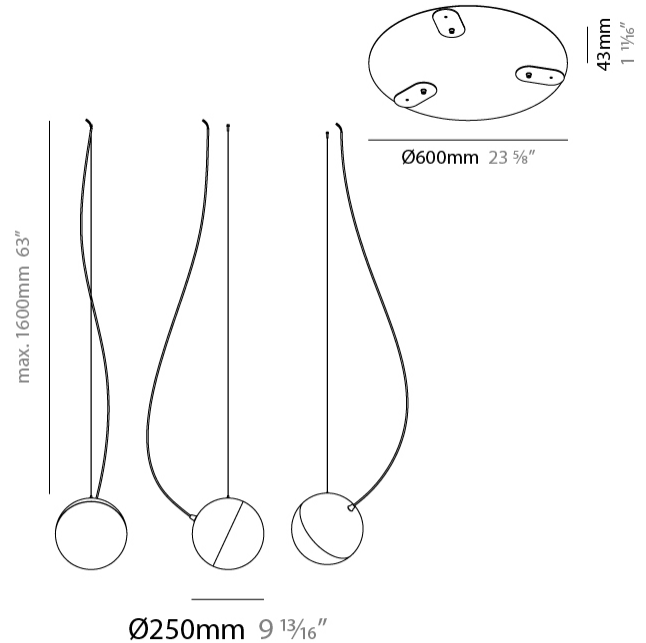
Number of Lamps: 3  
Lamp Type: LED Retrofit  
Lamp Shape: A19  
Bulb Included: Bulb Not Included  
Max. Wattage Per Lamp (W): 9  
Lamp Base: E26  
Input Voltage (V): 120  
Upon Request: 277Vac / GU24

#### LED

#### OPTICAL

#### RATINGS AND CERTIFICATIONS

Certified By: Certified for North American Standards  
IP rating: IP20



## HALF 3 SUSPENSION

D91197-

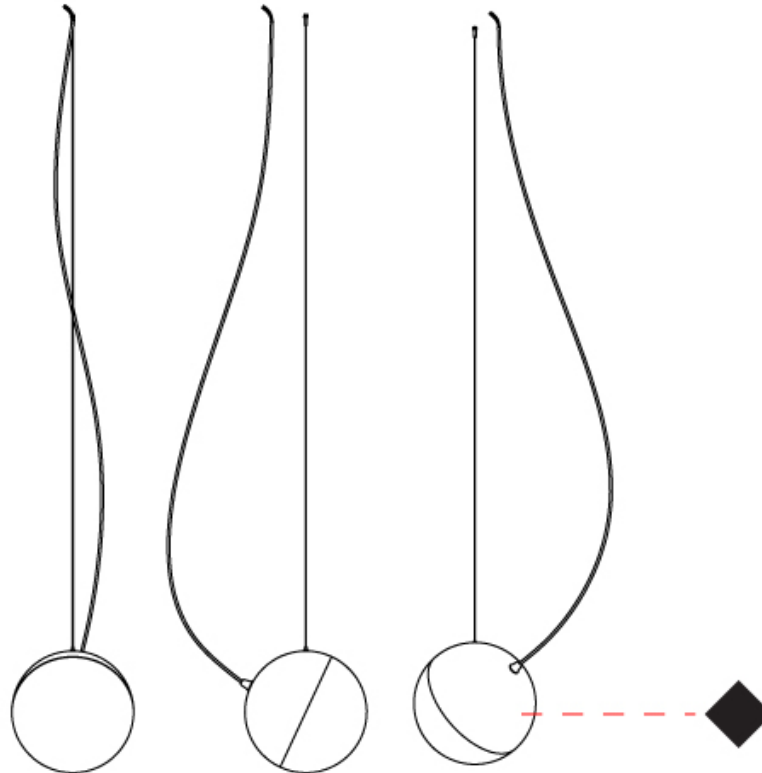
PROJECT \_\_\_\_\_

TYPE \_\_\_\_\_

SPECIFIER \_\_\_\_\_

QUANTITY \_\_\_\_\_

DATE \_\_\_\_\_



D

## HALF COLOR FINISH CHART

PROJECT

TYPE


SPECIFIER

QUANTITY


DATE

### Fixture Finish

Matte Black - MBK



Mink - MNK



**Digital:** Not all screens are calibrated the same, and therefore, colors will appear differently between screens.

**Physical:** When texture is involved, there will be variations in color, character and tone within a product series and between product families.



### LEGEND

	floor-mounted		pivotal		special LED (upon request) RGB, RGBW, tunable, gold+, meat+, art+, fashion+
	wall and ceiling: recessed and surface mounted		rotating		warm dim / natural dimming LED
	ceiling-mounted and wall-mounted		illuminate tilted		rechargeable battery powered
	wall-mounted		color of suspension cable		fixture with natural vivid LED (upon request)
	omni-directional light distribution		length of suspension cable		color rendering index
	direct light distribution		reflector degree selection		color temperature
	direct/indirect light distribution		super spot		lumen (luminous flux)
	indirect light distribution		lens		efficacy (lumens per watt)
	asymmetric light distribution		lens pack		Unified Glare Rating (UGR) range from 5-40
	aura light distribution		shine ring		marine grade (AISI 316 stainless steel)
	round wall or ceiling cut-out		integrated shine ring with diffuser		walk on
	square wall or ceiling cut-out		free individual colors 01-29		drive on
	the supplied jig specifies the cutout dimensions		individual colors: 00 (free of charge), 01-25 (extra charge)		Dark Sky Compliance
	minimum distance (meters) lamp - object		luminaire part to be colored (F1)		Americans with Disabilities Act (less than 4" off the wall located between 27"-84" from floor)
	recessed depth		luminaire part to be colored (F2)		lamp protected against explosion
	ceiling thickness in mm		luminaire part to be colored (F3)		blown glass using traditional methods by master glass blower
	ceiling thickness selection		luminaire part to be colored (F4)		acoustic material
	dimnable DP (phase), DV (0-10V), DD (dali), DS (step-dim)		luminaire part to be colored (F5)		protection class I, protection insulation
	included or excluded LED driver/transformer/control gear		color of 3-circuit adaptor		protection class II, protection insulation
	separately switchable		indirect diffuser		ETL Certified to UL and CSA Standards
	sensor		direct diffuser		UL Certified to UL and CSA Standards
	remote control		ball-proof (upon request)		CSA Certified to UL and CSA Standards
	available upon request		accessory		Certified for North American Standards

### IP RATING

	protected against ingress of solid bodies greater than 12.5mm (finger)
	protected against ingress of solid bodies greater than 2.5mm protected against sprays of water up to 60 degrees from the vertical (rain)
	protected against ingress of solid bodies greater than 1mm (wire) no protection against the ingress of moisture
	protected against ingress of solid bodies greater than 1mm (wire) protected against sprays of water up to 60 degrees from the vertical (rain)
	protected against ingress of solid bodies greater than 1mm (wire) protected against water splashed from all directions
	protected against limited ingress of dust (wet rooms/covered outdoor areas) protected against water splashed from all directions
	protected against ingress of dust protected against jets of water
	protected against ingress of dust protected against powerful jets of water or heavy seas
	protected against ingress of dust protected against immersion of water between 15cm - 1m for 30 minutes
	protected against ingress of dust protected against immersion of water under pressure for long periods

### IK RATING

	protected against 0.14 joules impact (equivalent to 0.25kg mass dropped from 56mm above the surface)
	protected against 0.2 joules impact (equivalent to 0.25kg mass dropped from 80mm above the surface)
	protected against 0.35 joules impact (equivalent to 0.25kg mass dropped from 140mm above the surface)
	protected against 0.5 joules impact (equivalent to 0.25kg mass dropped from 200mm above the surface)
	protected against 0.7 joules impact (equivalent to 0.25kg mass dropped from 280mm above the surface)
	protected against 1 joules impact (equivalent to 0.25kg mass dropped from 400mm above the surface)
	protected against 2 joules impact (equivalent to 0.5kg mass dropped from 400mm above the surface)
	protected against 5 joules impact (equivalent to 1.7kg mass dropped from 300mm above the surface)
	protected against 10 joules impact (equivalent to 5.0kg mass dropped from 200mm above the surface)
	protected against 20 joules impact (equivalent to 5.0kg mass dropped from 400mm above the surface)