

## HAUL SUSPENSION

### D91208-

base number            Finish             
Options           

- To build a product code in our configurator select the specify button on the base model # product page
- To build a manual product code on this datasheet choose from the options listed below in blue font and add the suffix to the base model #

#### GENERAL

Series: Haul             
Partner: Milan             
Division: Design             
Installation: Suspension             
Product Type: Pendant             
Mounting Location: Ceiling             
Light Distribution: Direct           

#### PHYSICAL

Shape: Cylinder             
Diameter (mm): 55             
Diameter (in): 2 3/16             
Height (mm): 210             
Height (in): 8 1/4             
Max. Overall Height (mm): 2210             
Max. Overall Height (in): 87             
Fixture Finish: MWL / MBQ             
Fixture Material: Extruded Aluminum             
Cable Details: 2900mm Cable           

#### ELECTRICAL

Number of Lamps: 1             
Lamp Type: LED Retrofit             
Max. Wattage Per Lamp (W): 7             
Lamp Base: GU10             
Input Voltage (V): 120           

#### LED

Number of LEDs: 1             
Color Temperature (°K): 3000             
Max. Delivered Lumen (lm): 655             
CRI: >90 CRI           

#### OPTICAL

#### RATINGS AND CERTIFICATIONS

Certified By: Certified for North American Standards             
IP rating: IP20           

PROJECT
TYPE
SPECIFIER
QUANTITY
DATE



## HAUL SUSPENSION

D91208-

PROJECT

TYPE

SPECIFIER

QUANTITY

DATE



D

PROJECT
TYPE
SPECIFIER
QUANTITY
DATE

## HAUL - CEILING SURFACE

### D92250-

base number                      Finish                       
Options                     

- To build a product code in our configurator select the specify button on the base model # product page
- To build a manual product code on this datasheet choose from the options listed below in blue font and add the suffix to the base model #

#### GENERAL

Series: Haul                       
 Subseries: Haul - Ceiling                       
 Partner: Milan                       
 Division: Design                       
 Installation: Surface                       
 Product Type: Downlight                       
 Mounting Location: Ceiling                       
 Light Distribution: Direct                     

#### PHYSICAL

Aperture Sizes - Downlights: 2"                       
 Shape: Cylinder                       
 Diameter (mm): 55                       
 Diameter (in): 2 <sup>3</sup>/<sub>16</sub>                       
 Height (mm): 210                       
 Height (in): 8 <sup>1</sup>/<sub>4</sub>                       
 Fixture Finish: MWL / MBQ                       
 Fixture Material: Extruded Aluminum                     

#### ELECTRICAL

Lamp Type: LED                       
 Input Wattage (W): 7                       
 Dimming: Electronic Low Voltage Dimming                       
 Input Voltage (V): 120Vac Direct Line                     

#### LED

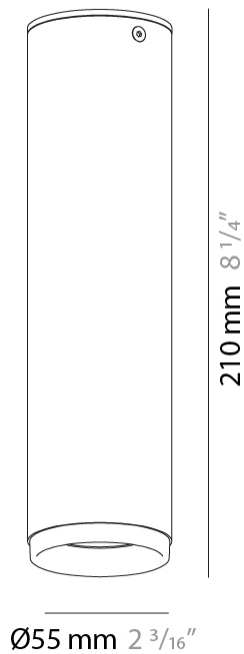
Number of LEDs: 1                       
 Color Temperature (°K): 3000                       
 Max. Delivered Lumen (lm): 655                       
 CRI: >90 CRI                       
 Lamp Life (hrs): 50000                     

#### OPTICAL

Beam Angle: 35                     

#### RATINGS AND CERTIFICATIONS

Certified By: Certified for North American Standards                       
 IP rating: IP20                     



## HAUL - CEILING SURFACE

D92250-

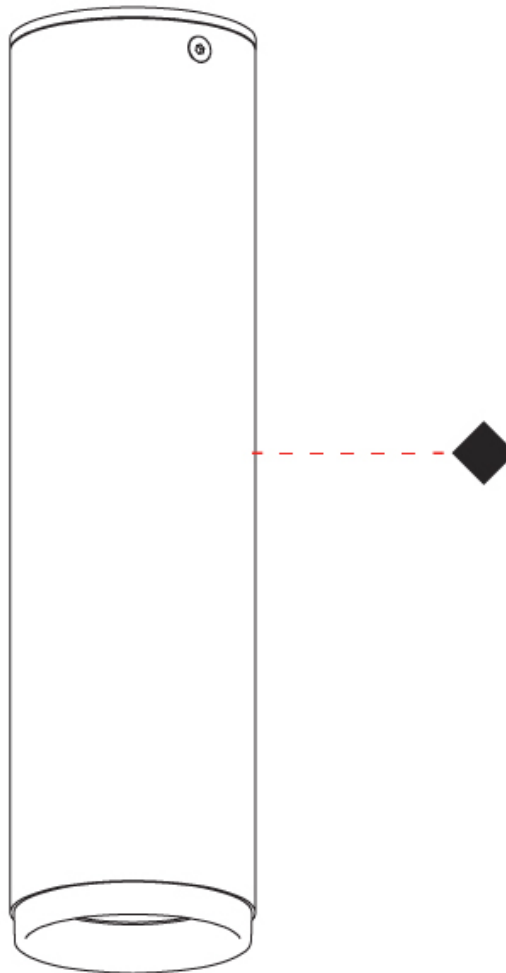
PROJECT

TYPE

SPECIFIER

QUANTITY

DATE



D

## HAUL COLOR FINISH CHART

PROJECT

TYPE

SPECIFIER

QUANTITY


DATE

### Fixture Finish

Matte White Lacquer - MWL



Matte Black Lacquer - MBQ



**Digital:** Not all screens are calibrated the same, and therefore, colors will appear differently between screens.

**Physical:** When texture is involved, there will be variations in color, character and tone within a product series and between product families.



### LEGEND

	floor-mounted		pivotal		special LED (upon request) RGB, RGBW, tunable, gold+, meat+, art+, fashion+
	wall and ceiling: recessed and surface mounted		rotating		warm dim / natural dimming LED
	ceiling-mounted and wall-mounted		illuminate tilted		rechargeable battery powered
	wall-mounted		color of suspension cable		fixture with natural vivid LED (upon request)
	omni-directional light distribution		length of suspension cable		color rendering index
	direct light distribution		reflector degree selection		color temperature
	direct/indirect light distribution		super spot		lumen (luminous flux)
	indirect light distribution		lens		efficacy (lumens per watt)
	asymmetric light distribution		lens pack		Unified Glare Rating (UGR) range from 5-40
	aura light distribution		shine ring		marine grade (AISI 316 stainless steel)
	round wall or ceiling cut-out		integrated shine ring with diffuser		walk on
	square wall or ceiling cut-out		free individual colors 01-29		drive on
	the supplied jig specifies the cutout dimensions		individual colors: 00 (free of charge), 01-25 (extra charge)		Dark Sky Compliance
	minimum distance (meters) lamp - object		luminaire part to be colored (F1)		Americans with Disabilities Act (less than 4" off the wall located between 27"-84" from floor)
	recessed depth		luminaire part to be colored (F2)		lamp protected against explosion
	ceiling thickness in mm		luminaire part to be colored (F3)		blown glass using traditional methods by master glass blower
	ceiling thickness selection		luminaire part to be colored (F4)		acoustic material
	dimmable DP (phase), DV (0-10V), DD (dali), DS (step-dim)		luminaire part to be colored (F5)		protection class I, protection insulation
	included or excluded LED driver/transformer/control gear		color of 3-circuit adaptor		protection class II, protection insulation
	separately switchable		indirect diffuser		ETL Certified to UL and CSA Standards
	sensor		direct diffuser		UL Certified to UL and CSA Standards
	remote control		ball-proof (upon request)		CSA Certified to UL and CSA Standards
	available upon request		accessory		Certified for North American Standards

### IP RATING

	protected against ingress of solid bodies greater than 12.5mm (finger)
	protected against ingress of solid bodies greater than 2.5mm protected against sprays of water up to 60 degrees from the vertical (rain)
	protected against ingress of solid bodies greater than 1mm (wire) no protection against the ingress of moisture
	protected against ingress of solid bodies greater than 1mm (wire) protected against sprays of water up to 60 degrees from the vertical (rain)
	protected against ingress of solid bodies greater than 1mm (wire) protected against water splashed from all directions
	protected against limited ingress of dust (wet rooms/covered outdoor areas) protected against water splashed from all directions
	protected against ingress of dust protected against jets of water
	protected against ingress of dust protected against powerful jets of water or heavy seas
	protected against ingress of dust protected against immersion of water between 15cm - 1m for 30 minutes
	protected against ingress of dust protected against immersion of water under pressure for long periods

### IK RATING

	protected against 0.14 joules impact (equivalent to 0.25kg mass dropped from 56mm above the surface)
	protected against 0.2 joules impact (equivalent to 0.25kg mass dropped from 80mm above the surface)
	protected against 0.35 joules impact (equivalent to 0.25kg mass dropped from 140mm above the surface)
	protected against 0.5 joules impact (equivalent to 0.25kg mass dropped from 200mm above the surface)
	protected against 0.7 joules impact (equivalent to 0.25kg mass dropped from 280mm above the surface)
	protected against 1 joules impact (equivalent to 0.25kg mass dropped from 400mm above the surface)
	protected against 2 joules impact (equivalent to 0.5kg mass dropped from 400mm above the surface)
	protected against 5 joules impact (equivalent to 1.7kg mass dropped from 300mm above the surface)
	protected against 10 joules impact (equivalent to 5.0kg mass dropped from 200mm above the surface)
	protected against 20 joules impact (equivalent to 5.0kg mass dropped from 400mm above the surface)