

HILOW SUSPENSION

D81701-

base number      Finish  
Options

- 1.To build a product code in our configurator select the specify button on the base model # product page
- 2. To build a manual product code on this datasheet choose from the options listed below in blue font and add the suffix to the base model #

GENERAL

Series: HiloW  
Brand: Panzeri  
Division: Design  
Mounting Type: Suspension  
Mounting Location: Ceiling  
Subcategory: Pendant

PHYSICAL

Shape: Abstract  
Length (mm): 1130  
Length (in): 44 ½  
Width (mm): 820  
Width (in): 32 5/16  
Height (mm): 70  
Height (in): 2 ¾  
Max. Overall Height (mm): 5070  
Max. Overall Height (in): 199 5/8  
Light Distribution: Direct / Indirect  
Weight (kg): 2.80  
Diffuser: Polycarbonate - Opal  
Fixture Finish: WHI / MBK / BRZ / MBR / TIM  
Fixture Material: Metal

Cable Details: Reversible suspension kit with grip locks and 5000mm (196.9") long steel cables; 5000mm / 196 7/8" transparent PVC power cable.

ELECTRICAL

Lamp Type: LED  
Input Wattage (W): 72.74  
Total Output Wattage (W): 60.75  
Dimming: Non-Dimmable / 0-10V Dimming  
Driver Included: Yes  
Driver Location: Integrated  
Driver Type: Constant Voltage - Universal  
Driver Class: Class 2  
Input Voltage (V): 120 - 277  
Output Voltage (V): 24  
Upon Request: Remote: Phase dimming 120Vac

LED

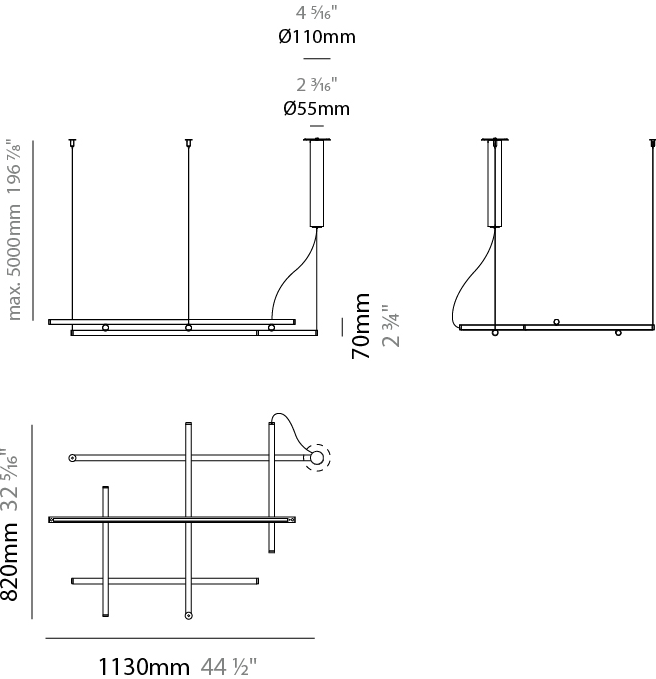
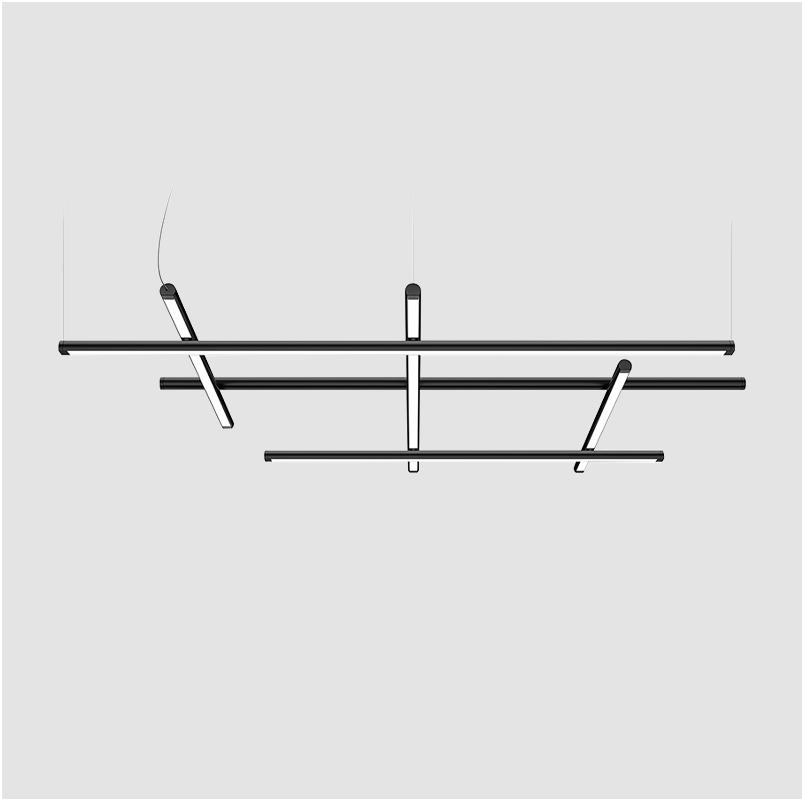
Color Temperature (°K): 2700  
Max. Delivered Lumen (lm): 5045  
Nominal Lumen (lm): 9072  
CRI: >90 CRI  
Lamp Life (hrs): 60000

OPTICAL

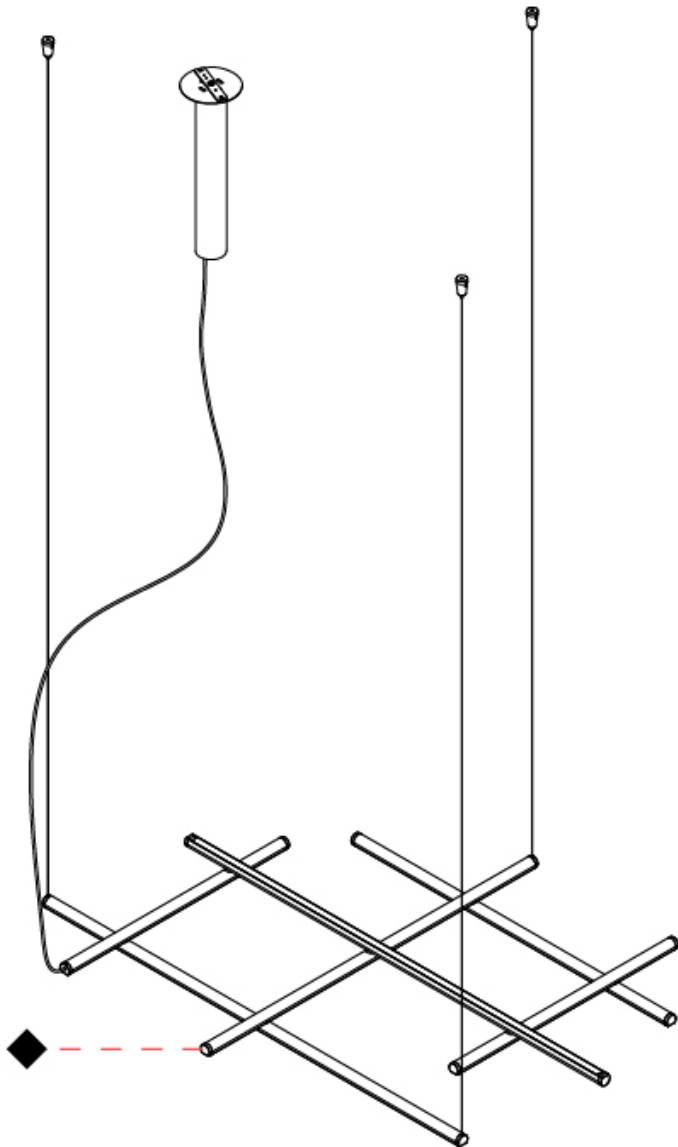
RATINGS AND CERTIFICATIONS

Certified By: Certified for North American Standards  
IP rating: IP20

PROJECT
TYPE
SPECIFIER
QUANTITY
DATE



PROJECT	
TYPE	
SPECIFIER	
QUANTITY	
DATE	



HILOW SUSPENSION

D81702-

base number Finish Options

- 1.To build a product code in our configurator select the specify button on the base model # product page
- 2. To build a manual product code on this datasheet choose from the options listed below in blue font and add the suffix to the base model #

GENERAL

Series: Hiloow  
Brand: Panzeri  
Division: Design  
Mounting Type: Suspension  
Mounting Location: Ceiling  
Subcategory: Pendant

PHYSICAL

Shape: Abstract  
Length (mm): 1130  
Length (in): 44 1/2  
Width (mm): 820  
Width (in): 32 5/16  
Height (mm): 70  
Height (in): 2 3/4  
Max. Overall Height (mm): 5070  
Max. Overall Height (in): 199 5/8  
Light Distribution: Direct / Indirect  
Weight (kg): 2.80  
Weight (lbs): 6.17  
Diffuser: Polycarbonate - Black Screen  
Fixture Finish: WHI / MBK / BRZ / MBR / TIM  
Fixture Material: Metal  
Cable Details: Reversible suspension kit with grip locks and 5000mm (196.9") long steel cables; 5000mm / 196 7/8" transparent PVC power cable.

ELECTRICAL

Lamp Type: LED  
Input Wattage (W): 72.74  
Total Output Wattage (W): 60.75  
Dimming: Non-Dimmable / 0-10V Dimming  
Driver Included: Yes  
Driver Location: Integrated  
Driver Type: Constant Voltage - Universal  
Driver Class: Class 2  
Input Voltage (V): 120 - 277  
Output Voltage (V): 24  
Upon Request: Remote: Phase dimming 120Vac

LED

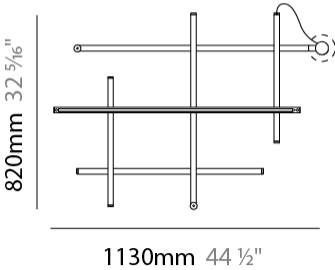
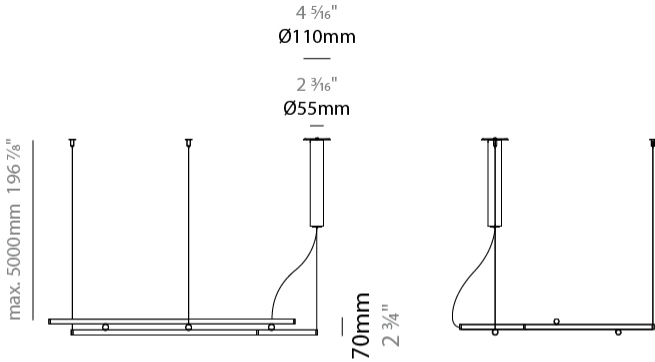
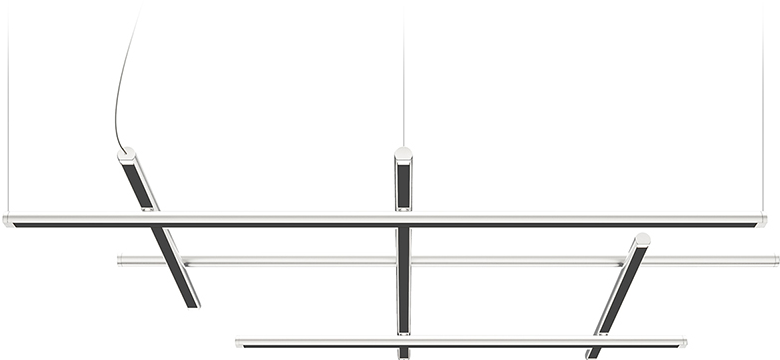
Color Temperature (°K): 2700  
Max. Delivered Lumen (lm): 2118  
Nominal Lumen (lm): 9072  
CRI: >90 CRI  
Lamp Life (hrs): 60000

OPTICAL

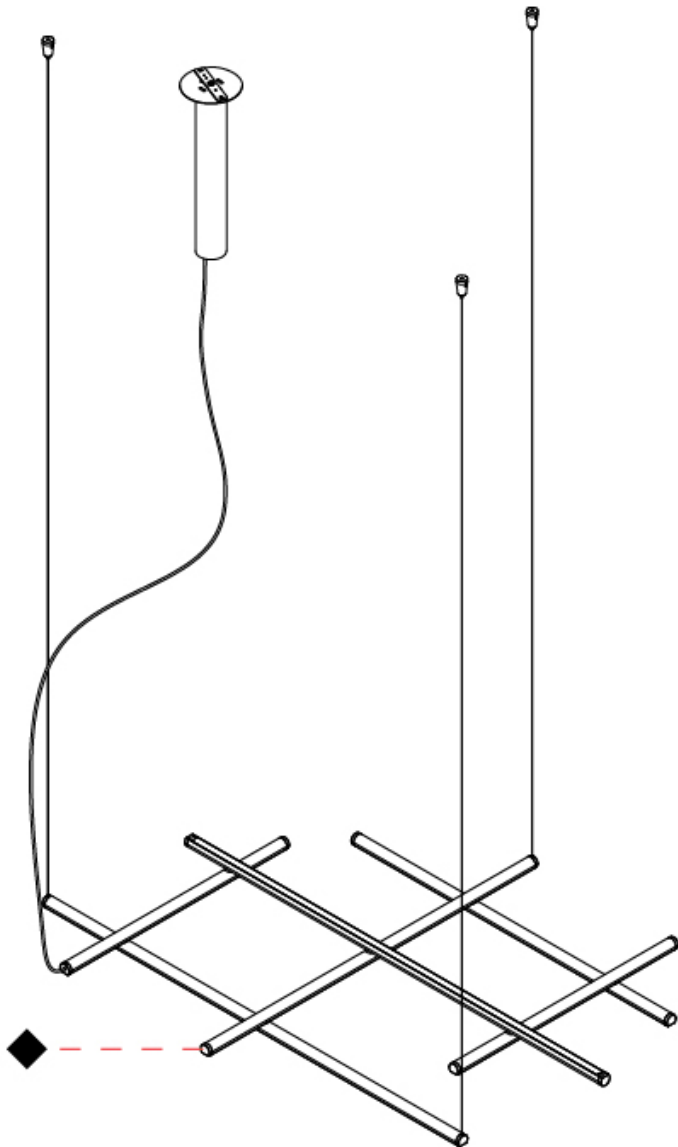
RATINGS AND CERTIFICATIONS

Certified By: Certified for North American Standards  
IP rating: IP20

PROJECT  
TYPE  
SPECIFIER  
QUANTITY  
DATE



PROJECT	
TYPE	
SPECIFIER	
QUANTITY	
DATE	



HILOW SURFACE

D82353-

base number Finish Options

PROJECT	
TYPE	
SPECIFIER	
QUANTITY	
DATE	

1. To build a product code in our configurator select the specify button on the base model # product page
2. To build a manual product code on this datasheet choose from the options listed below in blue font and add the suffix to the base model #

GENERAL

Series: Hilo

Brand: Panzeri

Division: Design

Mounting Type: Surface

Mounting Location: Ceiling

Subcategory: Pendant

PHYSICAL

Shape: Abstract

Length (mm): 1130

Length (in): 44 1/2

Width (mm): 820

Width (in): 32 5/16

Height (mm): 130

Height (in): 5 1/8

Light Distribution: Direct / Indirect

Weight (kg): 2.97

Weight (lbs): 6.55

Diffuser: Polycarbonate - Opal

Fixture Finish: WHI / MBK / BRZ / MBR / TIM

Fixture Material: Metal

ELECTRICAL

Lamp Type: LED

Input Wattage (W): 72.74

Total Output Wattage (W): 60.75

Dimming: Non-Dimmable / 0-10V Dimming

Driver Included: Yes

Driver Location: Integrated

Driver Type: Constant Voltage - Universal

Driver Class: Class 2

Input Voltage (V): 120 - 277

Output Voltage (V): 24

Upon Request: Remote: Phase dimming 120Vac

LED

Color Temperature (°K): 2700

Max. Delivered Lumen (lm): 5045

Nominal Lumen (lm): 9072

CRI: >90 CRI

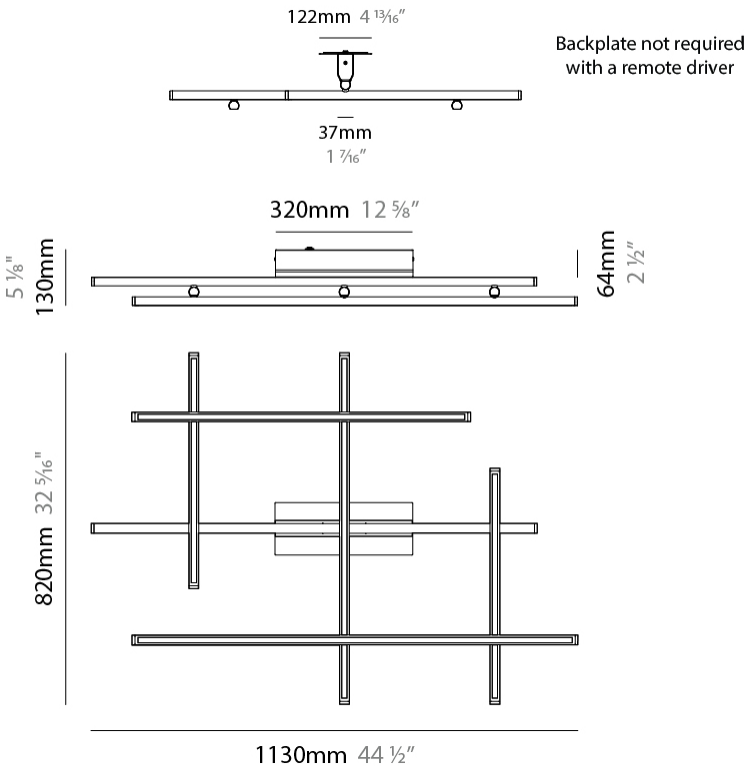

Lamp Life (hrs): 60000

OPTICAL

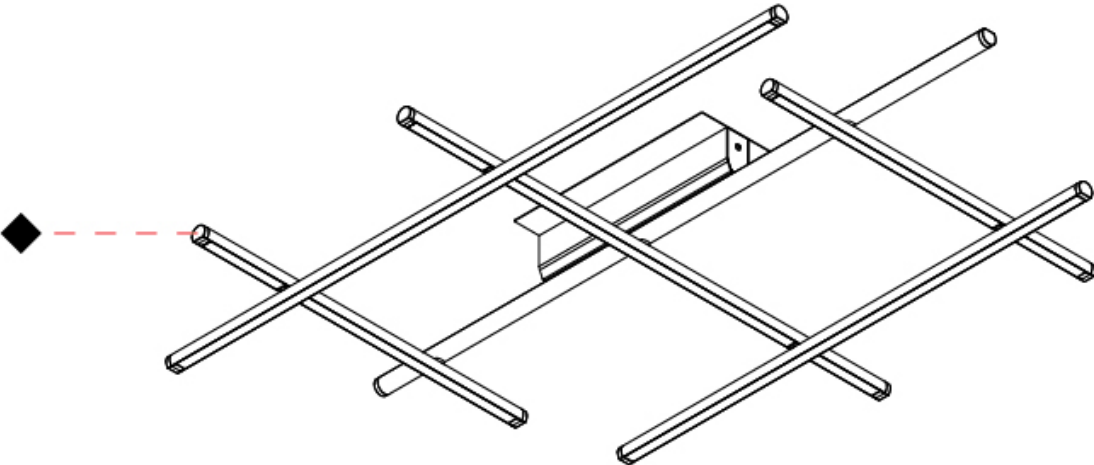
RATINGS AND CERTIFICATIONS

Certified By: Certified for North American Standards

IP rating: IP20



PROJECT	
TYPE	
SPECIFIER	
QUANTITY	
DATE	



HILOW SURFACE

D82354-

base number Finish Options

PROJECT	
TYPE	
SPECIFIER	
QUANTITY	
DATE	

1. To build a product code in our configurator select the specify button on the base model # product page
2. To build a manual product code on this datasheet choose from the options listed below in blue font and add the suffix to the base model #

GENERAL

Series: Hilo

Brand: Panzeri

Division: Design

Mounting Type: Surface

Mounting Location: Ceiling

Subcategory: Up/Down Light

PHYSICAL

Shape: Abstract

Length (mm): 1130

Length (in): 44 1/2

Width (mm): 820

Width (in): 32 5/16

Height (mm): 130

Height (in): 5 1/8

Light Distribution: Direct / Indirect

Weight (kg): 2.97

Weight (lbs): 6.55

Diffuser: Polycarbonate - Black Screen

Fixture Finish: WHI / MBK / BRZ / MBR / TIM

Fixture Material: Metal

ELECTRICAL

Lamp Type: LED

Input Wattage (W): 72.74

Total Output Wattage (W): 60.75

Dimming: Non-Dimmable / 0-10V Dimming

Driver Included: Yes

Driver Location: Integrated

Driver Type: Constant Voltage - Universal

Driver Class: Class 2

Input Voltage (V): 120 - 277

Output Voltage (V): 24

Upon Request: Remote: Phase dimming 120Vac

LED

Color Temperature (°K): 2700

Max. Delivered Lumen (lm): 2118

Nominal Lumen (lm): 9072

CRI: >90 CRI

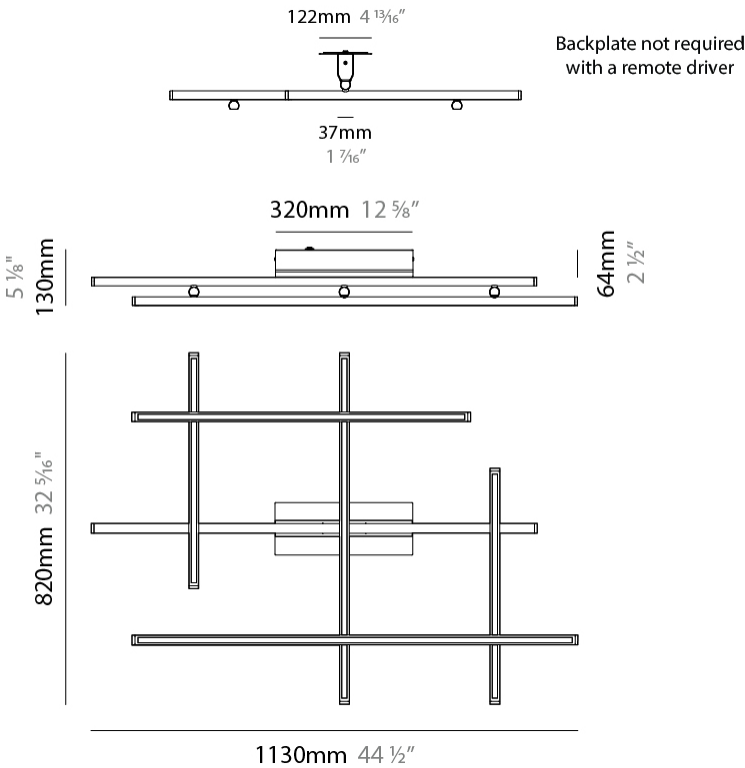

Lamp Life (hrs): 60000

OPTICAL

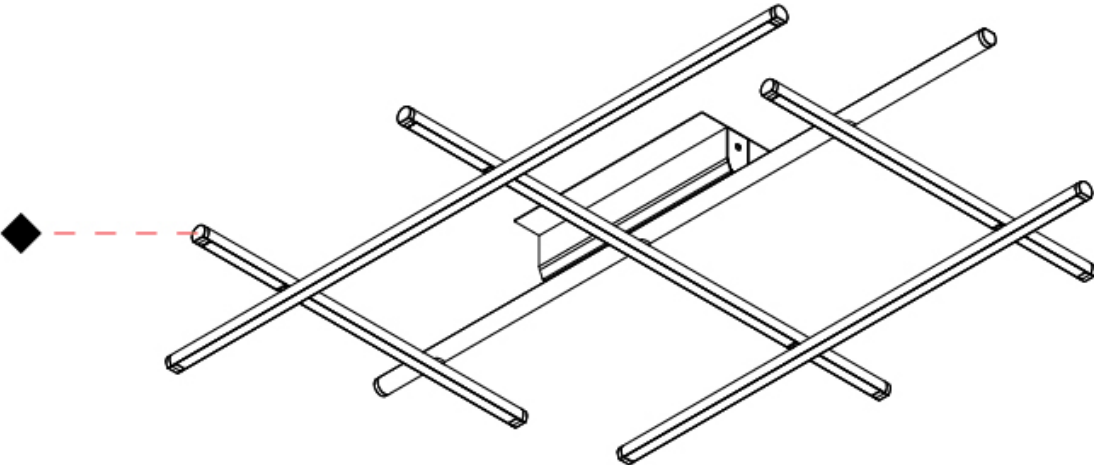
RATINGS AND CERTIFICATIONS

Certified By: Certified for North American Standards

IP rating: IP20



PROJECT	
TYPE	
SPECIFIER	
QUANTITY	
DATE	





HILOW SURFACE

D83347-

base number Finish Options

PROJECT

TYPE

SPECIFIER

QUANTITY

DATE

- 1.To build a product code in our configurator select the specify button on the base model # product page
2. To build a manual product code on this datasheet choose from the options listed below in blue font and add the suffix to the base model #

GENERAL

Series: Hilo

Brand: Panzeri

Division: Design

Mounting Type: Surface

Mounting Location: Wall

Subcategory: Up/Down Light

PHYSICAL

Shape: Abstract

Length (mm): 1130

Length (in): 44 1/2

Width (mm): 820

Width (in): 32 5/16

Height (mm): 130

Height (in): 5 1/8

Light Distribution: Direct / Indirect

Weight (kg): 2.97

Weight (lbs): 6.55

Diffuser: Polycarbonate - Black Screen

Fixture Finish: WHI / MBK / BRZ / MBR / TIM

Fixture Material: Metal

ELECTRICAL

Lamp Type: LED

Input Wattage (W): 72.74

Total Output Wattage (W): 60.75

Dimming: Non-Dimmable / 0-10V Dimming

Driver Included: Yes

Driver Location: Integrated

Driver Type: Constant Voltage - Universal

Driver Class: Class 2

Input Voltage (V): 120 - 277

Output Voltage (V): 24

Upon Request: Remote: Phase dimming 120Vac

LED

Color Temperature (°K): 2700

Max. Delivered Lumen (lm): 3812

Nominal Lumen (lm): 8064

CRI: >90 CRI


Lamp Life (hrs): 60000

OPTICAL

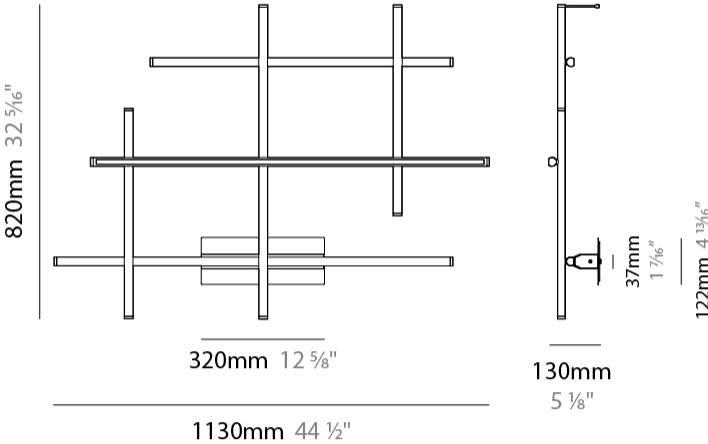
RATINGS AND CERTIFICATIONS

Certified By: Certified for North American Standards

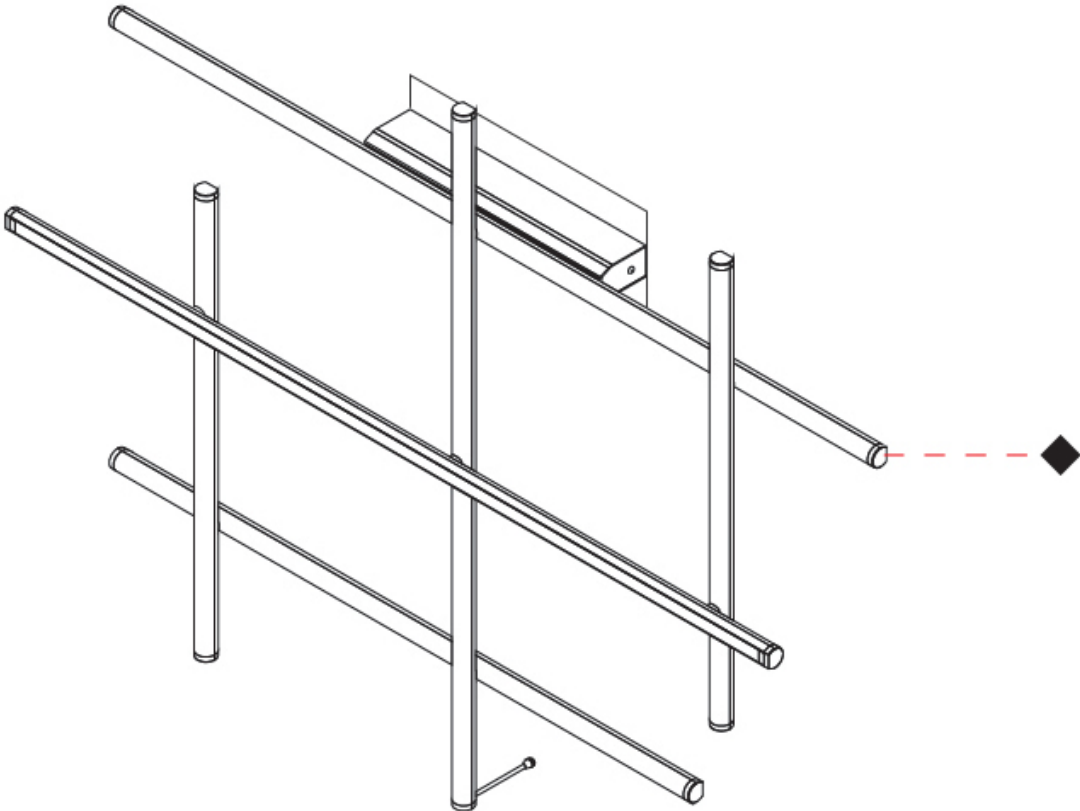
IP rating: IP20



Backplate not required with a remote driver



PROJECT
TYPE
SPECIFIER
QUANTITY
DATE



HILOW LINE SURFACE

D83449-

base number Finish Options

- 1.To build a product code in our configurator select the specify button on the base model # product page
- 2. To build a manual product code on this datasheet choose from the options listed below in blue font and add the suffix to the base model #

GENERAL

Series: Hilow  
Subseries: Hilow Line  
Brand: Panzeri  
Division: Design  
Mounting Type: Surface  
Mounting Location: Wall  
Subcategory: Wall Effect

PHYSICAL

Shape: Abstract  
Length (mm): 23  
Length (in): 7/8  
Height (mm): 1000  
Height (in): 39 3/8  
Extension (mm): 80  
Extension (in): 3 1/8  
Light Distribution: Indirect  
Diffuser: Diffused  
Fixture Finish: WHI / MBK / BRZ / MBR / TIM  
Fixture Material: Aluminum Die Cast

ELECTRICAL

Lamp Type: LED  
Input Wattage (W): 17  
Dimming: Non-Dimming / Phase Dimming (120vac Only)  
Driver Included: Yes  
Driver Location: Integrated  
Driver Type: Constant Voltage - Universal (Non-Dimming)  
Driver Class: Class 2  
Input Voltage (V): 120 - 277  
Output Voltage (V): 24  
Upon Request: 0-10V

LED

Number of LEDs: 1  
Color Temperature (°K): 2700  
Max. Delivered Lumen (lm): 1018  
Nominal Lumen (lm): 1512  
CRI: >90 CRI  
Efficiency (%): 67.3  
Efficacy (lm/w): 58.88  
Lamp Life (hrs): 60000

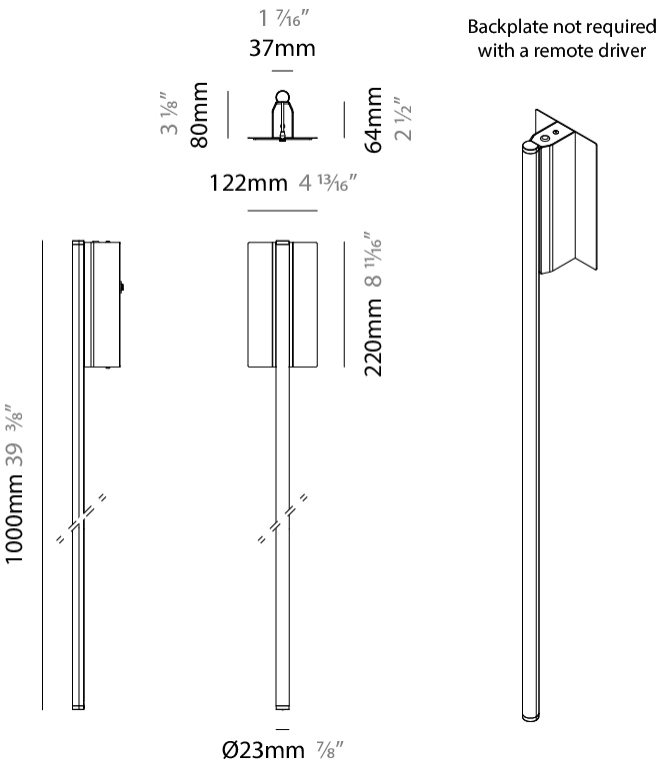

OPTICAL

Optic°: Diffused

RATINGS AND CERTIFICATIONS

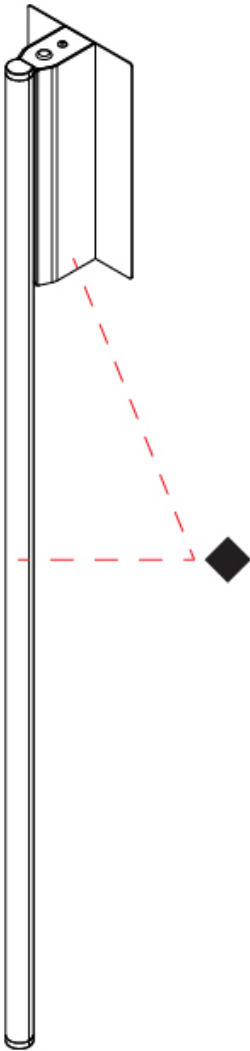
Certified By: Certified for North American Standards  
IP rating: IP20

PROJECT
TYPE
SPECIFIER
QUANTITY
DATE



D

PROJECT
TYPE
SPECIFIER
QUANTITY
DATE



HILOW LINE SURFACE

D83450-

base number Finish Options

- 1.To build a product code in our configurator select the specify button on the base model # product page
- 2. To build a manual product code on this datasheet choose from the options listed below in blue font and add the suffix to the base model #

GENERAL

Series: Hilow  
Subseries: Hilow Line  
Brand: Panzeri  
Division: Design  
Mounting Type: Surface  
Mounting Location: Wall  
Subcategory: Wall Effect

PHYSICAL

Shape: Abstract  
Length (mm): 23  
Length (in): 7/8  
Height (mm): 1500  
Height (in): 59 1/16  
Extension (mm): 80  
Extension (in): 3 1/8  
Light Distribution: Indirect  
Diffuser: Diffused  
Fixture Finish: WHI / MBK / BRZ / MBR / TIM  
Fixture Material: Aluminum Die Cast

ELECTRICAL

Lamp Type: LED  
Input Wattage (W): 27  
Dimming: Non-Dimming / Phase Dimming (120vac Only)  
Driver Included: Yes  
Driver Location: Integrated  
Driver Type: Constant Voltage - Universal (Non-Dimming)  
Driver Class: Class 2  
Input Voltage (V): 120 - 277  
Output Voltage (V): 24  
Upon Request: 0-10V

LED

Number of LEDs: 1  
Color Temperature (°K): 2700  
Max. Delivered Lumen (lm): 1696  
Nominal Lumen (lm): 2520  
CRI: >90 CRI  
Efficiency (%): 67.3  
Efficacy (lm/w): 62.81  
Lamp Life (hrs): 60000

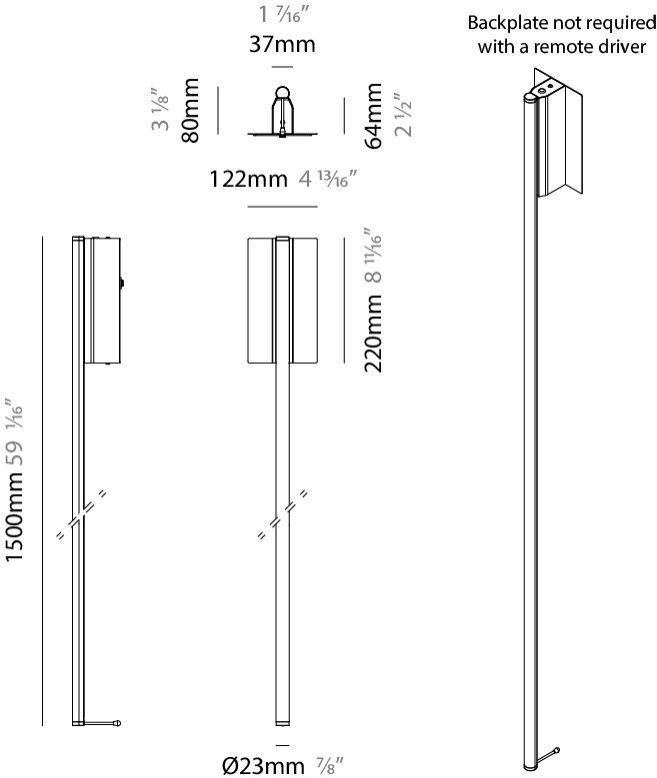
OPTICAL

Optic°: Diffused

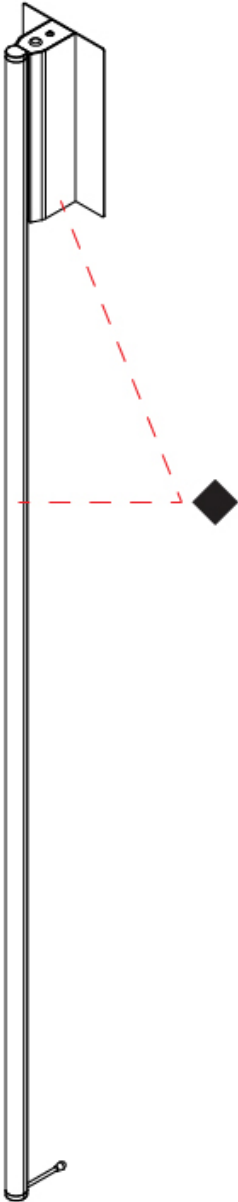
RATINGS AND CERTIFICATIONS

Certified By: Certified for North American Standards  
IP rating: IP20

PROJECT
TYPE
SPECIFIER
QUANTITY
DATE



PROJECT
TYPE
SPECIFIER
QUANTITY
DATE



HILOW LINE PORTABLE

D84384-

base number Finish Options

- 1.To build a product code in our configurator select the specify button on the base model # product page
- 2. To build a manual product code on this datasheet choose from the options listed below in blue font and add the suffix to the base model #

GENERAL

Series: Hilow  
Subseries: Hilow Line  
Brand: Panzeri  
Division: Design  
Mounting Type: Portable  
Mounting Location: Floor

PHYSICAL

Shape: Abstract  
Diameter (mm): 120  
Diameter (in): 4 ¾  
Length (mm): 23  
Length (in): 7/8  
Height (mm): 2070  
Height (in): 81 ½  
Light Distribution: Indirect  
Weight (kg): 9.44  
Diffuser: Diffused  
Fixture Finish: BRZ /MBR  
Fixture Material: Aluminum Die Cast

ELECTRICAL

Lamp Type: LED  
Input Wattage (W): 39  
Dimming: Non-Dimmable  
Driver Included: Yes  
Driver Location: Integrated  
Driver Type: Constant Voltage - Universal  
Driver Class: Class 2  
Input Voltage (V): 120 - 277  
Output Voltage (V): 24  
Upon Request: Phase Dimming (120 Vac)/ 0-10V

LED

Color Temperature (°K): 2700  
Max. Delivered Lumen (lm): 2714  
Nominal Lumen (lm): 4032  
CRI: >90 CRI  
Efficiency (%): 67.3  
Efficacy (lm/w): 69.59  
Lamp Life (hrs): 60000

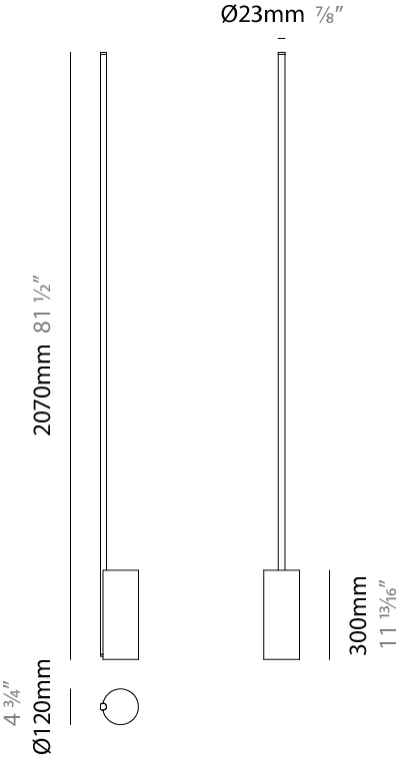
OPTICAL

Optic°: Diffused

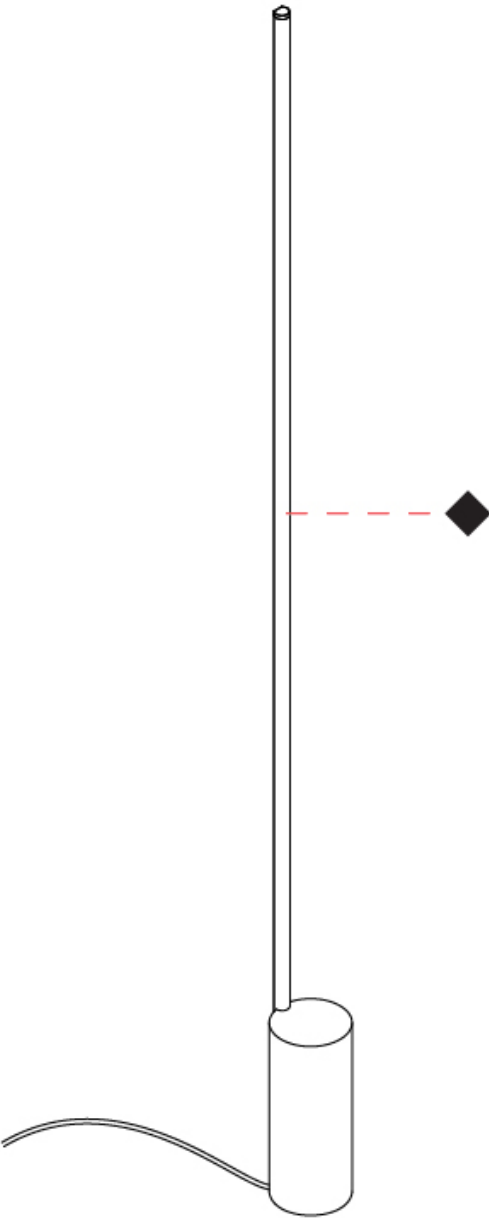
RATINGS AND CERTIFICATIONS

Certified By: Certified for North American Standards  
IP rating: IP20

PROJECT  
TYPE  
SPECIFIER  
QUANTITY  
DATE



PROJECT
TYPE
SPECIFIER
QUANTITY
DATE





HILOW PORTABLE

D84385-

base number Finish Options

- 1. To build a product code in our configurator select the specify button on the base model # product page
- 2. To build a manual product code on this datasheet choose from the options listed below in blue font and add the suffix to the base model #

GENERAL

Series: Hilow  
Brand: Panzeri  
Division: Design  
Mounting Type: Portable  
Mounting Location: Floor

PHYSICAL

Shape: Abstract  
Diameter (mm): 120  
Diameter (in): 4 3/4  
Length (mm): 23  
Length (in): 7/8  
Height (mm): 2070  
Height (in): 81 1/2  
Light Distribution: Indirect  
Diffuser: Diffused  
Fixture Finish: WHI / MBK / BRZ / MBR / TIM  
Fixture Material: Aluminum Die Cast

ELECTRICAL

Lamp Type: LED  
Input Wattage (W): 39  
Dimming: Non-Dimmable  
Driver Included: Yes  
Driver Location: Integrated  
Driver Type: Constant Voltage - Universal  
Driver Class: Class 2  
Input Voltage (V): 120 - 277  
Output Voltage (V): 24  
Upon Request: Phase Dimming (120 Vac)

LED

Color Temperature (°K): 2700  
Max. Delivered Lumen (lm): 2714  
Nominal Lumen (lm): 4032  
CRI: >90 CRI  
Efficiency (%): 67.3  
Efficacy (lm/w): 69.59  
Lamp Life (hrs): 60000

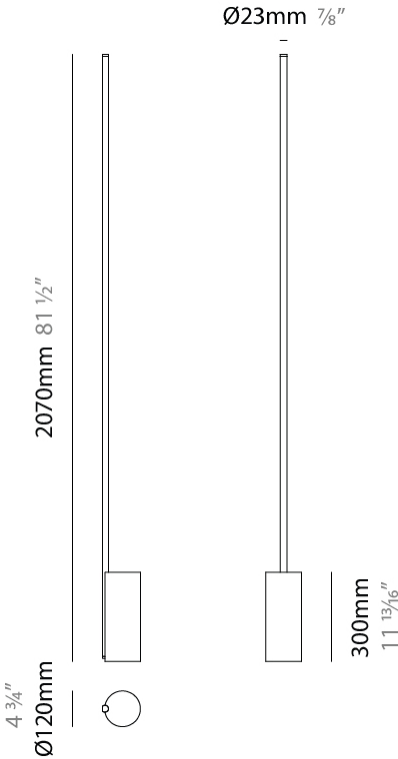
OPTICAL

Optic°: Diffused

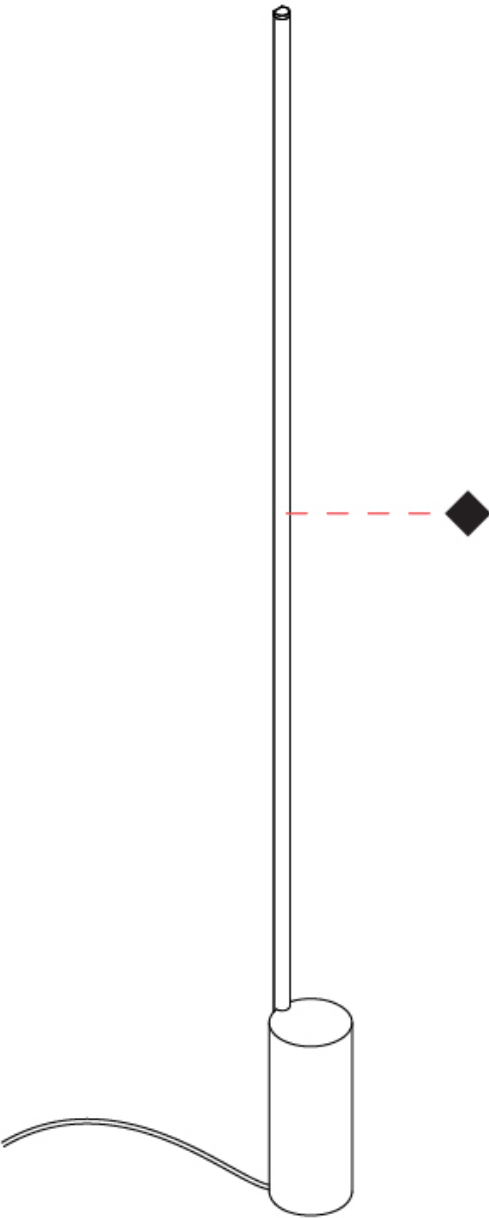
RATINGS AND CERTIFICATIONS

Certified By: Certified for North American Standards  
IP rating: IP20

PROJECT
TYPE
SPECIFIER
QUANTITY
DATE




PROJECT
TYPE
SPECIFIER
QUANTITY
DATE



PROJECT
TYPE
SPECIFIER
QUANTITY
DATE

Fixture Finish



**Digital:** Not all screens are calibrated the same, and therefore, colors will appear differently between screens.  
**Physical:** When texture is involved, there will be variations in color, character and tone within a product series and between product families.



## LEGEND

	floor-mounted		pivotal		special LED (upon request) RGB, RGBW, tunable, gold+, meat+, art+, fashion+
	wall and ceiling: recessed and surface mounted		rotating		warm dim / natural dimming LED
	ceiling-mounted and wall-mounted		illuminate tilted		rechargeable battery powered
	wall-mounted		color of suspension cable		fixture with natural vivid LED (upon request)
	omni-directional light distribution		length of suspension cable		color rendering index
	direct light distribution		reflector degree selection		color temperature
	direct/indirect light distribution		super spot		lumen (luminous flux)
	indirect light distribution		lens		efficacy (lumens per watt)
	asymmetric light distribution		lens pack		Unified Glare Rating (UGR) range from 5-40
	aura light distribution		shine ring		marine grade (AISI 316 stainless steel)
	round wall or ceiling cut-out		integrated shine ring with diffuser		walk on
	square wall or ceiling cut-out		free individual colors 01-29		drive on
	the supplied jig specifies the cutout dimensions		individual colors: 00 (free of charge), 01-25 (extra charge)		Dark Sky Compliance
	minimum distance (meters) lamp - object		luminaire part to be colored (F1)		Americans with Disabilities Act (less than 4" off the wall located between 27"-84" from floor)
	recessed depth		luminaire part to be colored (F2)		lamp protected against explosion
	ceiling thickness in mm		luminaire part to be colored (F3)		blown glass using traditional methods by master glass blower
	ceiling thickness selection		luminaire part to be colored (F4)		acoustic material
	dimmable DP (phase), DV (0-10V), DD (dali), DS (step-dim)		luminaire part to be colored (F5)		protection class I, protection insulation
	included or excluded LED driver/transformer/control gear		color of 3-circuit adaptor		protection class II, protection insulation
	separately switchable		indirect diffuser		ETL Certified to UL and CSA Standards
	sensor		direct diffuser		UL Certified to UL and CSA Standards
	remote control		ball-proof (upon request)		CSA Certified to UL and CSA Standards
	available upon request		accessory		Certified for North American Standards

## IP RATING

	protected against ingress of solid bodies greater than 12.5mm (finger)
	protected against ingress of solid bodies greater than 2.5mm protected against sprays of water up to 60 degrees from the vertical (rain)
	protected against ingress of solid bodies greater than 1mm (wire) no protection against the ingress of moisture
	protected against ingress of solid bodies greater than 1mm (wire) protected against sprays of water up to 60 degrees from the vertical (rain)
	protected against ingress of solid bodies greater than 1mm (wire) protected against water splashed from all directions
	protected against limited ingress of dust (wet rooms/covered outdoor areas) protected against water splashed from all directions
	protected against ingress of dust protected against jets of water
	protected against ingress of dust protected against powerful jets of water or heavy seas
	protected against ingress of dust protected against immersion of water between 15cm - 1m for 30 minutes
	protected against ingress of dust protected against immersion of water under pressure for long periods

## IK RATING

	protected against 0.14 joules impact (equivalent to 0.25kg mass dropped from 56mm above the surface)
	protected against 0.2 joules impact (equivalent to 0.25kg mass dropped from 80mm above the surface)
	protected against 0.35 joules impact (equivalent to 0.25kg mass dropped from 140mm above the surface)
	protected against 0.5 joules impact (equivalent to 0.25kg mass dropped from 200mm above the surface)
	protected against 0.7 joules impact (equivalent to 0.25kg mass dropped from 280mm above the surface)
	protected against 1 joules impact (equivalent to 0.25kg mass dropped from 400mm above the surface)
	protected against 2 joules impact (equivalent to 0.5kg mass dropped from 400mm above the surface)
	protected against 5 joules impact (equivalent to 1.7kg mass dropped from 300mm above the surface)
	protected against 10 joules impact (equivalent to 5.0kg mass dropped from 200mm above the surface)
	protected against 20 joules impact (equivalent to 5.0kg mass dropped from 400mm above the surface)