

IDAHO 40 TRIMLESS

A35665-

base number

LED
Dimming

Color
Temperature

Ceiling
Thickness

1. To build a product code in our configurator select the specify button on the base model # product page

2. To build a manual product code on this datasheet choose from the options listed below in blue font and add the suffix to the base model #

GENERAL

Series: Idaho

Subseries: Idaho 40

Brand: Prolicht

Division: Architectural

Mounting Type: Trimless

Mounting Location: Ceiling

Subcategory: Profile

PHYSICAL

Shape: Rectangle

Length (mm): 1160

Length (in): 45 11⁄16

Width (mm): 42

Width (in): 1 5⁄8

Height (mm): 97

Height (in): 3 13⁄16

Ceiling Thickness (mm): 10 / 12.5 / 15

Ceiling Thickness (in): 3⁄8 or 1⁄2 or 9⁄16

Min. Recessing Depth (mm): 135

Min. Recessing Depth (in): 5 5⁄16

Light Distribution: Direct

Weight (kg): 3.244

Weight (lbs): 7.14

Diffuser: PMMA - Opal

Fixture Material: Aluminum

Cut-out Measurements: 1168mm / 46" x 55mm / 2 3⁄16"

Upon Request: Unique Sizes Unique Ceiling Thickness

ELECTRICAL

Lamp Type: LED (Zhaga Standard)

Input Wattage (W): 17.5

Total Output Wattage (W): 15

Dimming: Non-Dimming / Phase Dimming (120Vac only) / 0-10V Dimming

Driver Included: Yes

Driver Location: Integrated

Driver Type: Constant Current - 120 / 277Vac

Driver Class: Class 2

Input Voltage (V): 120 - 277

Constant Current (mA): 350

LED

Color Temperature (°K): 3000 / 3500 / 4000

Max. Delivered Lumen (lm): 970 / 1009 / 1030

CRI: >80 CRI

Lamp Life (hrs): 50000

Upon Request: Special Color Temperature RGB-W Tunable White CRI (no minimum qty) price increase + longer lead time

OPTICAL

RATINGS AND CERTIFICATIONS

Certified By: Certified for North American Standards

IP rating: IP20

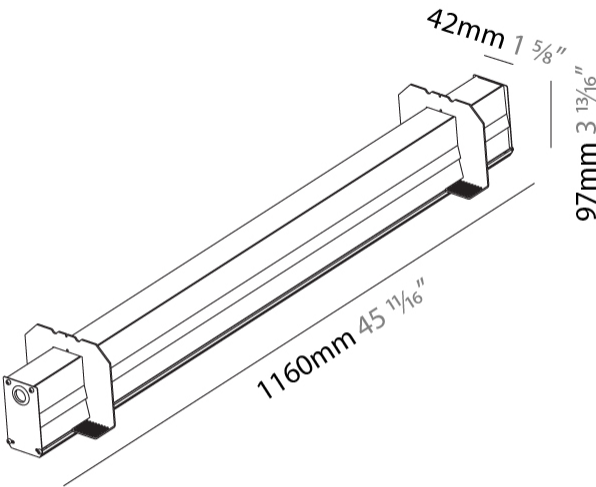
PROJECT

TYPE

SPECIFIER

QUANTITY

DATE



PROJECT

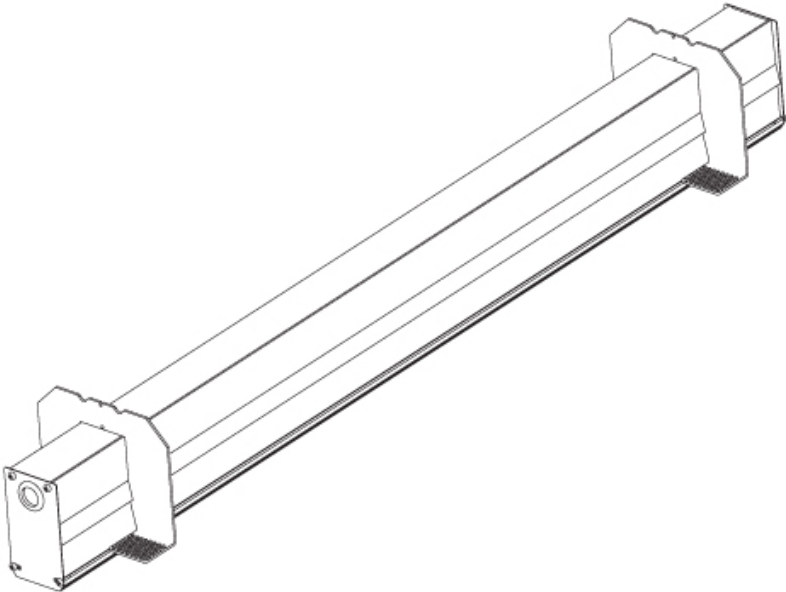
TYPE

SPECIFIER

QUANTITY

DATE

For Color / Finish Chart & Symbology see Appendix or product page downloadable area.



| | | | | |
|-------------------|-------|-------|-------|-------------------------------------------------------------------------------------|
| Dimming | DP | DV | |  |
| | Phase | 0-10V | | |
| Color Temperature | 30K | 35K | 40K | °K |
| | 3000K | 3500K | 4000K | |
| Ceiling Thickness | 10 | 12 | 15 |  |
| | 10 | 12.5 | 15 | |

ORDER-EXAMPLE: °K
L3XXXX- DV 30K 10
0-10V 3000K 10



IDAHO 75 TRIMLESS

A35670-

| | | | | |
|-------------|----------------|----------------------|---------------------|----------------------|
| base number | LED Dimming | Color Temperature | Diffuser Options | Ceiling Thickness |
|-------------|----------------|----------------------|---------------------|----------------------|

1. To build a product code in our configurator select the specify button on the base model # product page
2. To build a manual product code on this datasheet choose from the options listed below in blue font and add the suffix to the base model #

GENERAL

| |
|----------------------------|
| Series: Idaho |
| Subseries: Idaho 75 |
| Brand: Prolicht |
| Division: Architectural |
| Mounting Type: Trimless |
| Mounting Location: Ceiling |
| Subcategory: Profile |

PHYSICAL

| |
|-----------------------------------------------------|
| Shape: Rectangle |
| Length (mm): 1160 |
| Length (in): 45 11/16 |
| Width (mm): 69 |
| Width (in): 2 11/16 |
| Height (mm): 90 |
| Height (in): 3 9/16 |
| Ceiling Thickness (mm): 10 / 12.5 / 15 |
| Ceiling Thickness (in): 3/8 or 1/2 or 9/16 |
| Min. Recessing Depth (mm): 145 |
| Min. Recessing Depth (in): 5 11/16 |
| Light Distribution: Direct |
| Weight (kg): 4.649 |
| Weight (lbs): 10.23 |
| Diffuser: PMMA - Opal or Micro-Prism |
| Fixture Material: Aluminum |
| Cut-out Measurements: 1168mm / 46" x 85mm / 3 3/8" |
| Upon Request: Unique Sizes Unique Ceiling Thickness |

ELECTRICAL

| |
|--------------------------------------------------------------------|
| Lamp Type: LED (Zhaga Standard) |
| Input Wattage (W): 20 |
| Total Output Wattage (W): 16 / 12.8 (3500K) |
| Dimming: Non-Dimming / Phase Dimming (120Vac only) / 0-10V Dimming |
| Driver Included: Yes |
| Driver Location: Integrated |
| Driver Type: Constant Current - 120 / 277Vac |
| Driver Class: Class 2 |
| Input Voltage (V): 120 - 277 |
| Constant Current (mA): 350 / 400 (3500K) |

LED

| |
|--------------------------------------------------------------------------------------------------------------------|
| Color Temperature (°K): 3000 / 3500 / 4000 |
| Max. Delivered Lumen (lm): 1890 / 1960 / 2000 |
| CRI: >80 CRI |
| Lamp Life (hrs): 50000 |
| Upon Request: Special Color Temperature RGB-W Tunable White CRI (no minimum qty) price increase + longer lead time |

OPTICAL

RATINGS AND CERTIFICATIONS

| |
|------------------------------------------------------|
| Certified By: Certified for North American Standards |
| IP rating: IP20 |

| |
|-----------|
| PROJECT |
| TYPE |
| SPECIFIER |
| QUANTITY |
| DATE |



| | |
|-----------|--|
| PROJECT | |
| TYPE | |
| SPECIFIER | |
| QUANTITY | |
| DATE | |



IDAHO 100 TRIMLESS

A35675-

| | | | | |
|-------------|----------------|----------------------|---------------------|----------------------|
| base number | LED Dimming | Color Temperature | Diffuser Options | Ceiling Thickness |
|-------------|----------------|----------------------|---------------------|----------------------|

1. To build a product code in our configurator select the specify button on the base model # product page
2. To build a manual product code on this datasheet choose from the options listed below in blue font and add the suffix to the base model #

GENERAL

| |
|----------------------------|
| Series: Idaho |
| Subseries: Idaho 100 |
| Brand: Prolicht |
| Division: Architectural |
| Mounting Type: Trimless |
| Mounting Location: Ceiling |
| Subcategory: Profile |

PHYSICAL

| |
|----------------------------------------------------------|
| Shape: Rectangle |
| Length (mm): 1160 |
| Length (in): 45 11/16 |
| Width (mm): 100 |
| Width (in): 3 15/16 |
| Height (mm): 90 |
| Height (in): 3 9/16 |
| Ceiling Thickness (mm): 10 / 12.5 / 15 |
| Ceiling Thickness (in): 3/8 or 1/2 or 9/16 |
| Min. Recessing Depth (mm): 135 |
| Min. Recessing Depth (in): 5 5/16 |
| Light Distribution: Direct |
| Weight (kg): 5.697 |
| Weight (lbs): 12.53 |
| Diffuser: PMMA - Opal or Micro-Prism |
| Fixture Material: Aluminum |
| Cut-out Measurements: 1170mm / 46 1/16" x 115mm / 4 1/2" |
| Upon Request: Unique Sizes Unique Ceiling Thickness |

ELECTRICAL

| |
|--------------------------------------------------------------------|
| Lamp Type: LED (Zhaga Standard) |
| Input Wattage (W): 20 |
| Total Output Wattage (W): 16 |
| Dimming: Non-Dimming / Phase Dimming (120Vac only) / 0-10V Dimming |
| Driver Included: Yes |
| Driver Location: Integrated |
| Driver Type: Constant Current - 120 / 277Vac |
| Driver Class: Class 2 |
| Input Voltage (V): 120 - 277 |
| Constant Current (mA): 350 |

LED

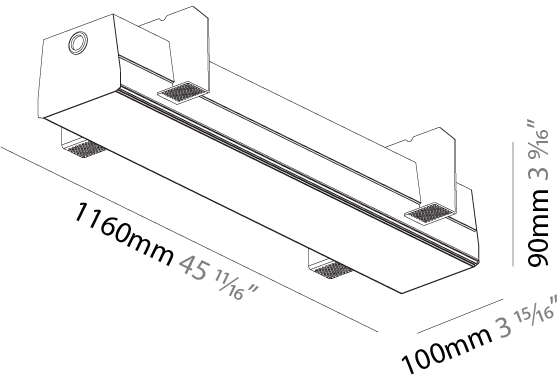
| |
|--------------------------------------------------------------------------------------------------------------------|
| Color Temperature (°K): 3000 / 3500 / 4000 |
| Max. Delivered Lumen (lm): 2180 / 2254 / 2300 |
| CRI: >80 CRI |
| Lamp Life (hrs): 50000 |
| Upon Request: Special Color Temperature RGB-W Tunable White CRI (no minimum qty) price increase + longer lead time |

OPTICAL

RATINGS AND CERTIFICATIONS

| |
|------------------------------------------------------|
| Certified By: Certified for North American Standards |
| IP rating: IP20 |

| |
|-----------|
| PROJECT |
| TYPE |
| SPECIFIER |
| QUANTITY |
| DATE |



| |
|-----------|
| PROJECT |
| TYPE |
| SPECIFIER |
| QUANTITY |
| DATE |



| |
|-----------|
| PROJECT |
| TYPE |
| SPECIFIER |
| QUANTITY |
| DATE |

Fixture Finish

Digital: Not all screens are calibrated the same, and therefore, colors will appear differently between screens.
Physical: When texture is involved, there will be variations in color, character and tone within a product series and between product families.
Gun Metal: No Gun Metal finish is alike. It combines a mixture of transparent and black color particles which ensures a highly individual effect and no luminaire being identical.
Champagne Cream, Copper Mine, Ancient Bronze + Jazz Gold: These finishes have slight fading from specific powder coating production. Each luminaire will slightly vary.



LEGEND

| | | | | | |
|--|-----------------------------------------------------------|--|--------------------------------------------------------------|--|------------------------------------------------------------------------------------------------|
| | floor-mounted | | pivotal | | special LED (upon request) RGB, RGBW, tunable, gold+, meat+, art+, fashion+ |
| | wall and ceiling: recessed and surface mounted | | rotating | | warm dim / natural dimming LED |
| | ceiling-mounted and wall-mounted | | illuminate tilted | | rechargeable battery powered |
| | wall-mounted | | color of suspension cable | | fixture with natural vivid LED (upon request) |
| | omni-directional light distribution | | length of suspension cable | | color rendering index |
| | direct light distribution | | reflector degree selection | | color temperature |
| | direct/indirect light distribution | | super spot | | lumen (luminous flux) |
| | indirect light distribution | | lens | | efficacy (lumens per watt) |
| | asymmetric light distribution | | lens pack | | Unified Glare Rating (UGR) range from 5-40 |
| | aura light distribution | | shine ring | | marine grade (AISI 316 stainless steel) |
| | round wall or ceiling cut-out | | integrated shine ring with diffuser | | walk on |
| | square wall or ceiling cut-out | | free individual colors 01-29 | | drive on |
| | the supplied jig specifies the cutout dimensions | | individual colors: 00 (free of charge), 01-25 (extra charge) | | Dark Sky Compliance |
| | minimum distance (meters) lamp - object | | luminaire part to be colored (F1) | | Americans with Disabilities Act (less than 4" off the wall located between 27"-84" from floor) |
| | recessed depth | | luminaire part to be colored (F2) | | lamp protected against explosion |
| | ceiling thickness in mm | | luminaire part to be colored (F3) | | blown glass using traditional methods by master glass blower |
| | ceiling thickness selection | | luminaire part to be colored (F4) | | acoustic material |
| | dimmable DP (phase), DV (0-10V), DD (dali), DS (step-dim) | | luminaire part to be colored (F5) | | protection class I, protection insulation |
| | included or excluded LED driver/transformer/control gear | | color of 3-circuit adaptor | | protection class II, protection insulation |
| | separately switchable | | indirect diffuser | | ETL Certified to UL and CSA Standards |
| | sensor | | direct diffuser | | UL Certified to UL and CSA Standards |
| | remote control | | ball-proof (upon request) | | CSA Certified to UL and CSA Standards |
| | available upon request | | accessory | | Certified for North American Standards |

IP RATING

| | |
|--|--------------------------------------------------------------------------------------------------------------------------------------------------|
| | protected against ingress of solid bodies greater than 12.5mm (finger) |
| | protected against ingress of solid bodies greater than 2.5mm protected against sprays of water up to 60 degrees from the vertical (rain) |
| | protected against ingress of solid bodies greater than 1mm (wire) no protection against the ingress of moisture |
| | protected against ingress of solid bodies greater than 1mm (wire) protected against sprays of water up to 60 degrees from the vertical (rain) |
| | protected against ingress of solid bodies greater than 1mm (wire) protected against water splashed from all directions |
| | protected against limited ingress of dust (wet rooms/covered outdoor areas) protected against water splashed from all directions |
| | protected against ingress of dust protected against jets of water |
| | protected against ingress of dust protected against powerful jets of water or heavy seas |
| | protected against ingress of dust protected against immersion of water between 15cm - 1m for 30 minutes |
| | protected against ingress of dust protected against immersion of water under pressure for long periods |

IK RATING

| | |
|--|-------------------------------------------------------------------------------------------------------|
| | protected against 0.14 joules impact (equivalent to 0.25kg mass dropped from 56mm above the surface) |
| | protected against 0.2 joules impact (equivalent to 0.25kg mass dropped from 80mm above the surface) |
| | protected against 0.35 joules impact (equivalent to 0.25kg mass dropped from 140mm above the surface) |
| | protected against 0.5 joules impact (equivalent to 0.25kg mass dropped from 200mm above the surface) |
| | protected against 0.7 joules impact (equivalent to 0.25kg mass dropped from 280mm above the surface) |
| | protected against 1 joules impact (equivalent to 0.25kg mass dropped from 400mm above the surface) |
| | protected against 2 joules impact (equivalent to 0.5kg mass dropped from 400mm above the surface) |
| | protected against 5 joules impact (equivalent to 1.7kg mass dropped from 300mm above the surface) |
| | protected against 10 joules impact (equivalent to 5.0kg mass dropped from 200mm above the surface) |
| | protected against 20 joules impact (equivalent to 5.0kg mass dropped from 400mm above the surface) |