

IDAHO 40 TRIMLESS

A35666-

base number

LED
Dimming

Color
Temperature

Ceiling
Thickness

1. To build a product code in our configurator select the specify button on the base model # product page
2. To build a manual product code on this datasheet choose from the options listed below in blue font and add the suffix to the base model #

GENERAL

Series: Idaho

Subseries: Idaho 40

Brand: Prolicht

Division: Architectural

Mounting Type: Trimless

Mounting Location: Ceiling

Subcategory: Profile

PHYSICAL

Shape: Rectangle

Length (mm): 1440

Length (in): 56 11⁄16

Width (mm): 42

Width (in): 1 5⁄8

Height (mm): 97

Height (in): 3 13⁄16

Ceiling Thickness (mm): 10 / 12.5 / 15

Ceiling Thickness (in): 3/8 or 1/2 or 9/16

Min. Recessing Depth (mm): 135

Min. Recessing Depth (in): 5 5⁄16

Light Distribution: Direct

Weight (kg): 3.866

Weight (lbs): 8.51

Diffuser: PMMA - Opal

Fixture Material: Aluminum

Cut-out Measurements: 1448mm / 57" x 55mm / 2 3⁄16"

Upon Request: Unique Sizes Unique Ceiling Thickness

ELECTRICAL

Lamp Type: LED (Zhaga Standard)

Input Wattage (W): 21

Total Output Wattage (W): 18

Dimming: Non-Dimming / Phase Dimming (120Vac only) / 0-10V Dimming

Driver Included: Yes

Driver Location: Integrated

Driver Type: Constant Current - 120 / 277Vac

Driver Class: Class 2

Input Voltage (V): 120 - 277

Constant Current (MA): 350

LED

Color Temperature (°K): 3000 / 3500 / 4000

Max. Delivered Lumen (lm): 1210 / 1254 / 1280

CRI: >80 CRI

Lamp Life (hrs): 50000

Upon Request: Special Color Temperature RGB-W Tunable White CRI (no minimum qty) price increase + longer lead time

OPTICAL

RATINGS AND CERTIFICATIONS

Certified By: Certified for North American Standards

IP rating: IP20

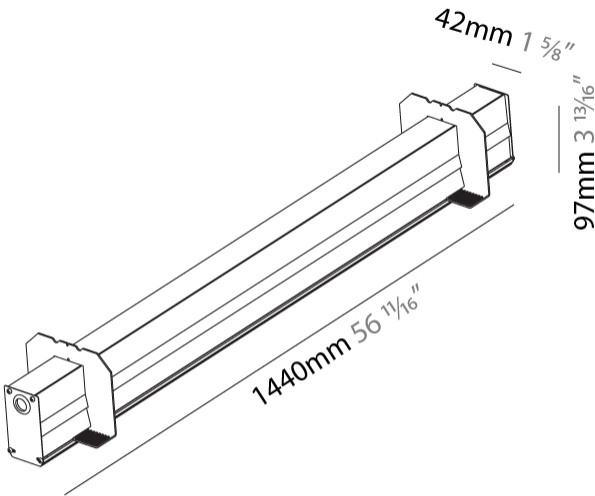
PROJECT

TYPE

SPECIFIER

QUANTITY

DATE



PROJECT

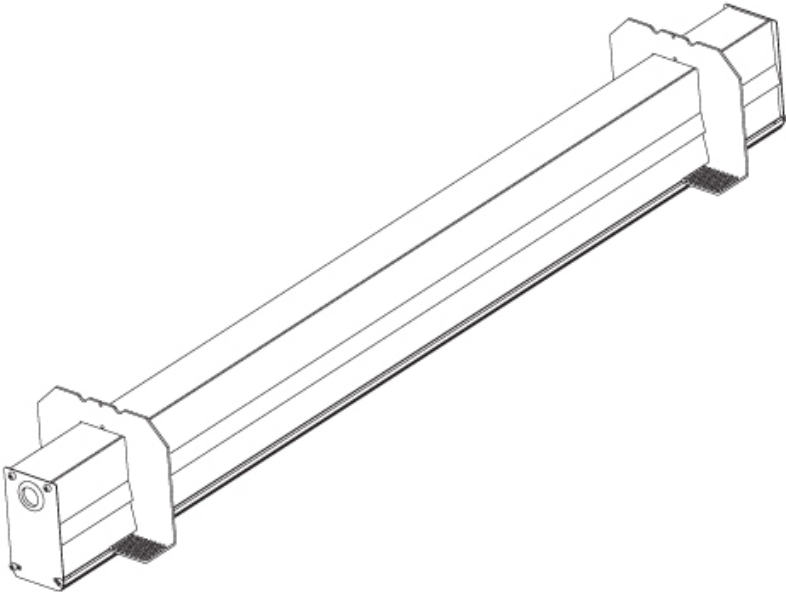
TYPE

SPECIFIER

QUANTITY

DATE

For Color / Finish Chart & Symbology see Appendix or product page downloadable area.



Dimming	DP	DV		
	Phase	0-10V		
Color Temperature	30K	35K	40K	°K
	3000K	3500K	4000K	
Ceiling Thickness	10	12	15	
	10	12.5	15	

ORDER-EXAMPLE: °K
L3XXXX- DV 30K 10
0-10V 3000K 10



IDAHO 100 TRIMLESS

A35676-

base number	LED Dimming	Color Temperature	Diffuser Options	Ceiling Thickness
-------------	----------------	----------------------	---------------------	----------------------

1. To build a product code in our configurator select the specify button on the base model # product page
2. To build a manual product code on this datasheet choose from the options listed below in blue font and add the suffix to the base model #

GENERAL

Series: Idaho
Subseries: Idaho 100
Brand: Prolicht
Division: Architectural
Mounting Type: Trimless
Mounting Location: Ceiling
Subcategory: Profile

PHYSICAL

Shape: Rectangle
Length (mm): 1440
Length (in): 56 11/16
Width (mm): 100
Width (in): 3 15/16
Height (mm): 90
Height (in): 3 9/16
Ceiling Thickness (mm): 10 / 12.5 / 15
Min. Recessing Depth (mm): 135
Min. Recessing Depth (in): 5 3/16
Light Distribution: Direct
Weight (kg): 6.883
Weight (lbs): 15.14
Diffuser: PMMA - Opal or Micro-Prism
Fixture Material: Aluminum
Cut-out Measurements: 1450mm / 57 1/16" x 115mm / 4 1/2"
Upon Request: Unique Sizes Unique Ceiling Thickness

ELECTRICAL

Lamp Type: LED (Zhaga Standard)
Input Wattage (W): 25
Total Output Wattage (W): 20
Dimming: Non-Dimming / Phase Dimming (120Vac only) / 0-10V Dimming
Driver Included: Yes
Driver Location: Integrated
Driver Type: Constant Current - 120 / 277Vac
Driver Class: Class 2
Input Voltage (V): 120 - 277
Constant Current (MA): 350

LED

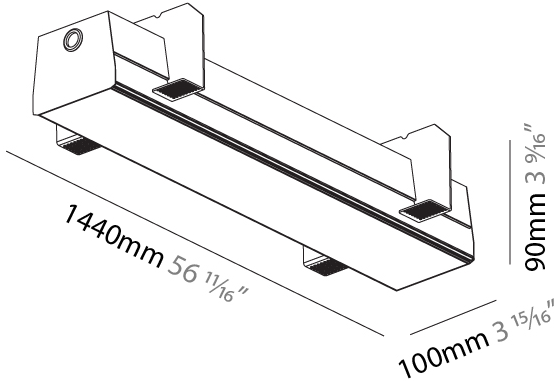
Color Temperature (°K): 3000 / 3500 / 4000
Max. Delivered Lumen (lm): 2720 / 2813 / 2870
CRI: >80 CRI
Lamp Life (hrs): 50000
Upon Request: Special Color Temperature RGB-W Tunable White CRI (no minimum qty) price increase + longer lead time

OPTICAL

RATINGS AND CERTIFICATIONS

Certified By: Certified for North American Standards
IP rating: IP20

PROJECT
TYPE
SPECIFIER
QUANTITY
DATE



PROJECT
TYPE
SPECIFIER
QUANTITY
DATE



PROJECT
TYPE
SPECIFIER
QUANTITY
DATE

Fixture Finish

Digital: Not all screens are calibrated the same, and therefore, colors will appear differently between screens.
Physical: When texture is involved, there will be variations in color, character and tone within a product series and between product families.
Gun Metal: No Gun Metal finish is alike. It combines a mixture of transparent and black color particles which ensures a highly individual effect and no luminaire being identical.
Champagne Cream, Copper Mine, Ancient Bronze + Jazz Gold: These finishes have slight fading from specific powder coating production. Each luminaire will slightly vary.



PROJECT
TYPE
SPECIFIER
QUANTITY
DATE

LEGEND

	floor-mounted		pivotal		special LED (upon request) RGB, RGBW, tunable, gold+, meat+, art+, fashion+
	wall and ceiling: recessed and surface mounted		rotating		warm dim / natural dimming LED
	ceiling-mounted and wall-mounted		illuminate tilted		rechargeable battery powered
	wall-mounted		color of suspension cable		fixture with natural vivid LED (upon request)
	omni-directional light distribution		length of suspension cable		color rendering index
	direct light distribution		reflector degree selection		color temperature
	direct/indirect light distribution		super spot		lumen (luminous flux)
	indirect light distribution		lens		efficacy (lumens per watt)
	asymmetric light distribution		lens pack		Unified Glare Rating (UGR) range from 5-40
	aura light distribution		shine ring		marine grade (AISI 316 stainless steel)
	round wall or ceiling cut-out		integrated shine ring with diffuser		walk on
	square wall or ceiling cut-out		free individual colors 01-29		drive on
	the supplied jig specifies the cutout dimensions		individual colors: 00 (free of charge), 01-25 (extra charge)		Dark Sky Compliance
	minimum distance (meters) lamp - object		luminaire part to be colored (F1)		Americans with Disabilities Act (less than 4" off the wall located between 27"-84" from floor)
	recessed depth		luminaire part to be colored (F2)		lamp protected against explosion
	ceiling thickness in mm		luminaire part to be colored (F3)		blown glass using traditional methods by master glass blower
	ceiling thickness selection		luminaire part to be colored (F4)		acoustic material
	dimmable DP (phase), DV (0-10V), DD (dali), DS (step-dim)		luminaire part to be colored (F5)		protection class I, protection insulation
	included or excluded LED driver/transformer/control gear		color of 3-circuit adaptor		protection class II, protection insulation
	separately switchable		indirect diffuser		ETL Certified to UL and CSA Standards
	sensor		direct diffuser		UL Certified to UL and CSA Standards
	remote control		ball-proof (upon request)		CSA Certified to UL and CSA Standards
	available upon request		accessory		Certified for North American Standards

IP RATING

	protected against ingress of solid bodies greater than 12.5mm (finger)
	protected against ingress of solid bodies greater than 2.5mm protected against sprays of water up to 60 degrees from the vertical (rain)
	protected against ingress of solid bodies greater than 1mm (wire) no protection against the ingress of moisture
	protected against ingress of solid bodies greater than 1mm (wire) protected against sprays of water up to 60 degrees from the vertical (rain)
	protected against ingress of solid bodies greater than 1mm (wire) protected against water splashed from all directions
	protected against limited ingress of dust (wet rooms/covered outdoor areas) protected against water splashed from all directions
	protected against ingress of dust protected against jets of water
	protected against ingress of dust protected against powerful jets of water or heavy seas
	protected against ingress of dust protected against immersion of water between 15cm - 1m for 30 minutes
	protected against ingress of dust protected against immersion of water under pressure for long periods

IK RATING

	protected against 0.14 joules impact (equivalent to 0.25kg mass dropped from 56mm above the surface)
	protected against 0.2 joules impact (equivalent to 0.25kg mass dropped from 80mm above the surface)
	protected against 0.35 joules impact (equivalent to 0.25kg mass dropped from 140mm above the surface)
	protected against 0.5 joules impact (equivalent to 0.25kg mass dropped from 200mm above the surface)
	protected against 0.7 joules impact (equivalent to 0.25kg mass dropped from 280mm above the surface)
	protected against 1 joules impact (equivalent to 0.25kg mass dropped from 400mm above the surface)
	protected against 2 joules impact (equivalent to 0.5kg mass dropped from 400mm above the surface)
	protected against 5 joules impact (equivalent to 1.7kg mass dropped from 300mm above the surface)
	protected against 10 joules impact (equivalent to 5.0kg mass dropped from 200mm above the surface)
	protected against 20 joules impact (equivalent to 5.0kg mass dropped from 400mm above the surface)