

INVISIBILI TRIMLESS

D86111

base number

- 1. To build a product code in our configurator select the specify button on the base model # product page
- 2. To build a manual product code on this datasheet choose from the options listed below in blue font and add the suffix to the base model #

GENERAL

Series: Invisibili  
Brand: Panzeri  
Division: Design  
Mounting Type: Trimless  
Mounting Location: Wall

PHYSICAL

Shape: Rectangle  
Length (mm): 100  
Length (in): 3 15/16  
Width (mm): 50  
Width (in): 1 15/16  
Height (mm): 140  
Height (in): 5 1/2  
Light Distribution: Asymmetric  
Weight (kg): 0.39  
Weight (lbs): 0.85  
Diffuser: Acrylic Moulded Lens  
Fixture Finish: WHI  
Fixture Material: Plaster

ELECTRICAL

Lamp Type: LED  
Input Wattage (W): 1.2  
Total Output Wattage (W): 1  
Dimming: Non-Dimming / Phase Dimming (120Vac only) / 0-10V Dimming  
Driver Included: No  
Driver Location: Remote  
Driver Type: Constant Current - Universal  
Driver Class: Class 2  
Input Voltage (V): 120 - 277  
Constant Current (MA): 350

LED

Number of LEDs: 1  
Color Temperature (°K): 3000  
Max. Delivered Lumen (lm): 120  
Lamp Life (hrs): 50000

OPTICAL

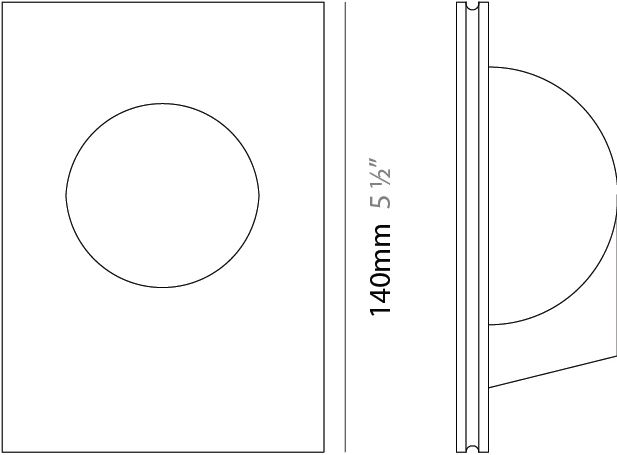
RATINGS AND CERTIFICATIONS

Certified By: Certified for North American Standards  
IP rating: IP20

PROJECT
TYPE
SPECIFIER
QUANTITY
DATE



Ø60mm 2 3/8"



100mm 3 15/16"

140mm 5 1/2"

50mm  
1 15/16"



PROJECT
TYPE
SPECIFIER
QUANTITY
DATE

LED module included.  
6.8W and 8.5W versions shown.  
See fixture specifications.



INVISIBILI TRIMLESS

D86112

base number

1. To build a product code in our configurator select the specify button on the base model # product page
2. To build a manual product code on this datasheet choose from the options listed below in blue font and add the suffix to the base model #

GENERAL

Series: Invisibili

Brand: Panzeri

Division: Design

Mounting Type: Trimless

Mounting Location: Wall

PHYSICAL

Shape: Rectangle

Length (mm): 100

Length (in): 3 15/16

Width (mm): 55

Width (in): 2 3/16

Height (mm): 165

Height (in): 6 1/2

Light Distribution: Asymmetric

Weight (kg): 0.49

Weight (lbs): 1.08

Diffuser: Acrylic Moulded Lens

Fixture Finish: WHI

Fixture Material: Plaster

ELECTRICAL

Lamp Type: LED

Input Wattage (W): 1.2

Total Output Wattage (W): 1

Dimming: Non-Dimming / Phase Dimming (120Vac only) / 0-10V Dimming

Driver Included: No

Driver Location: Remote

Driver Type: Constant Current - Universal

Driver Class: Class 2

Input Voltage (V): 120 - 277

Constant Current (mA): 350

LED

Number of LEDs: 1

Color Temperature (°K): 3000

Max. Delivered Lumen (lm): 120

CRI: >80 CRI

Lamp Life (hrs): 50000

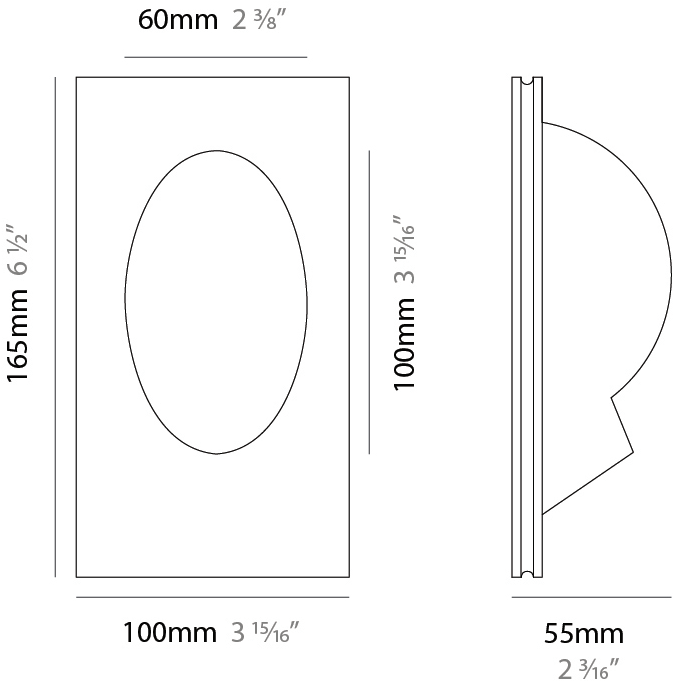
OPTICAL

RATINGS AND CERTIFICATIONS

Certified By: Certified for North American Standards

IP rating: IP20

PROJECT
TYPE
SPECIFIER
QUANTITY
DATE



PROJECT
TYPE
SPECIFIER
QUANTITY
DATE

LED module included.  
6.8W and 8.5W versions shown.  
See fixture specifications.





INVISIBILI TRIMLESS

D86113

base number

1. To build a product code in our configurator select the specify button on the base model # product page
2. To build a manual product code on this datasheet choose from the options listed below in blue font and add the suffix to the base model #

GENERAL

Series: Invisibili

Brand: Panzeri

Division: Design

Mounting Type: Trimless

Mounting Location: Wall

PHYSICAL

Shape: Rectangle

Length (mm): 80

Length (in): 3 1/8"

Width (mm): 55

Width (in): 2 3/16"

Height (mm): 165

Height (in): 6 1/2"

Light Distribution: Asymmetric

Diffuser: Acrylic Moulded Lens

Fixture Finish: WHI

Fixture Material: Plaster

ELECTRICAL

Lamp Type: LED

Input Wattage (W): 1.2

Total Output Wattage (W): 1

Dimming: Non-Dimming / Phase Dimming (120Vac only) / 0-10V Dimming

Driver Included: No

Driver Location: Remote

Driver Type: Constant Current - Universal

Driver Class: Class 2

Input Voltage (V): 120 - 277

Constant Current (mA): 350

LED

Number of LEDs: 1

Color Temperature (°K): 3000

Nominal Lumen (lm): 120

CRI: >80 CRI

Lamp Life (hrs): 50000

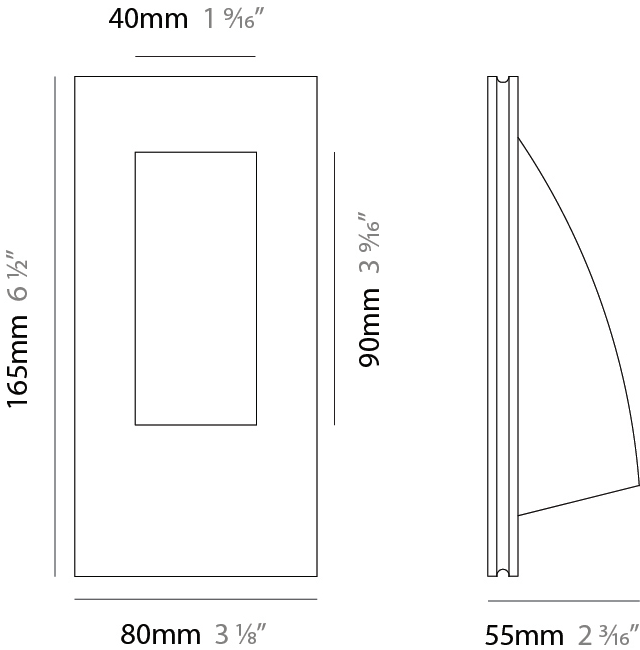
OPTICAL

RATINGS AND CERTIFICATIONS

Certified By: Certified for North American Standards

IP rating: IP20

PROJECT
TYPE
SPECIFIER
QUANTITY
DATE



PROJECT
TYPE
SPECIFIER
QUANTITY
DATE

LED module included.  
6.8W and 8.5W versions shown.  
See fixture specifications.



INVISIBILI TRIMLESS

D86114

base number

- 1. To build a product code in our configurator select the specify button on the base model # product page
- 2. To build a manual product code on this datasheet choose from the options listed below in blue font and add the suffix to the base model #

GENERAL

Series: Invisibili  
Brand: Panzeri  
Division: Design  
Mounting Type: Trimless  
Mounting Location: Wall

PHYSICAL

Shape: Rectangle  
Length (mm): 100  
Length (in): 3 15/16  
Width (mm): 145  
Width (in): 5 11/16  
Depth (mm): 50  
Depth (in): 1 15/16  
Light Distribution: Asymmetric  
Weight (kg): 0.40  
Weight (lbs): 0.88  
Diffuser: Acrylic Moulded Lens  
Fixture Finish: WHI  
Fixture Material: Plaster  
Cut-out Measurements: 110 x 155mm / 4 1/4 x 6 1/8"

ELECTRICAL

Lamp Type: LED  
Input Wattage (W): 1.2  
Total Output Wattage (W): 1  
Dimming: Non-Dimming / Phase Dimming (120Vac only) / 0-10V Dimming  
Driver Included: No  
Driver Location: Remote  
Driver Type: Constant Current - Universal  
Driver Class: Class 2  
Input Voltage (V): 120 - 277  
Constant Current (MA): 350

LED

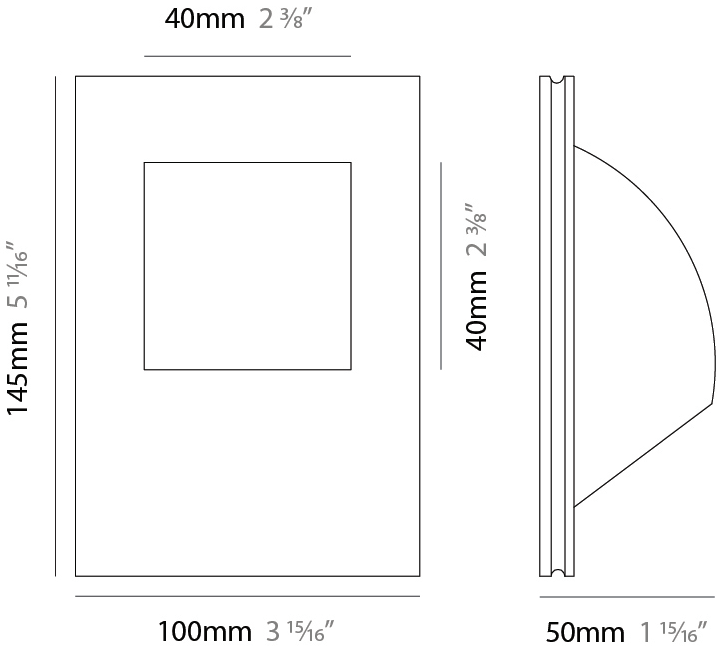
Number of LEDs: 1  
Color Temperature (°K): 3000  
Max. Delivered Lumen (lm): 54  
CRI: >80 CRI  
Efficiency (%): 45  
Lamp Life (hrs): 50000

OPTICAL

RATINGS AND CERTIFICATIONS

Certified By: Certified for North American Standards  
IP rating: IP20

PROJECT
TYPE
SPECIFIER
QUANTITY
DATE



PROJECT
TYPE
SPECIFIER
QUANTITY
DATE

LED module included.  
6.8W and 8.5W versions shown.  
See fixture specifications.



INVISIBILI TRIMLESS

D86214R9-

base number      Color  
Temperature

- 1.To build a product code in our configurator select the specify button on the base model # product page
- 2. To build a manual product code on this datasheet choose from the options listed below in blue font and add the suffix to the base model #

GENERAL

Series: Invisibili  
Brand: Panzeri  
Division: Design  
Mounting Type: Trimless  
Mounting Location: Ceiling  
Subcategory: Downlight

PHYSICAL

Shape: Rectangle  
Length (mm): 115  
Length (in): 4 1/2  
Width (mm): 115  
Width (in): 4 1/2  
Height (mm): 50  
Height (in): 1 15/16  
Min. Recessing Depth (mm): 135  
Min. Recessing Depth (in): 5 5/16  
Light Distribution: Direct  
Weight (kg): 0.45  
Weight (lbs): 0.99  
Fixture Finish: WHI  
Fixture Material: Plaster

ELECTRICAL

Lamp Type: LED  
Input Wattage (W): 8.5  
Total Output Wattage (W): 6.8  
Dimming: Non-Dimming / Phase Dimming (120Vac only) / 0-10V Dimming  
Driver Included: No  
Driver Location: Remote  
Driver Type: Constant Current - 120 / 277Vac  
Driver Class: Class 2  
Input Voltage (V): 120 - 277  
Constant Current (MA): 250

LED

Number of LEDs: 1  
Color Temperature (°K): 2700 / 3000 / 4000  
Max. Delivered Lumen (lm): 806 / 854 / 1053  
CRI: >90 CRI  
Lamp Life (hrs): 50000

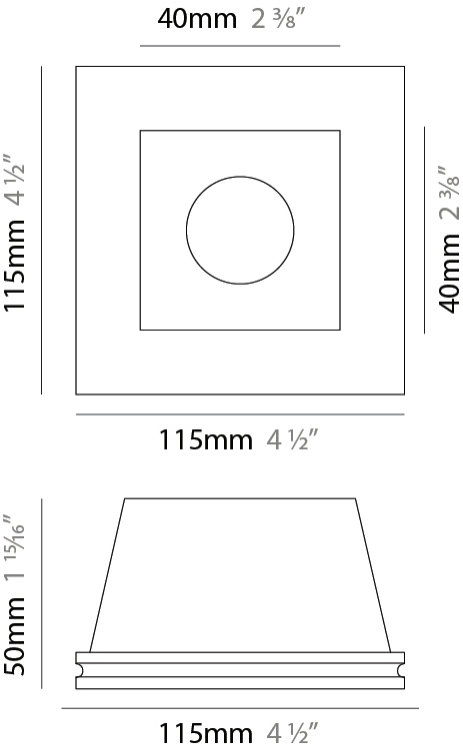
OPTICAL

Optic°: 35

RATINGS AND CERTIFICATIONS

Certified By: Certified for North American Standards  
IP rating: IP20

PROJECT  
TYPE  
SPECIFIER  
QUANTITY  
DATE



PROJECT
TYPE
SPECIFIER
QUANTITY
DATE

LED module included.  
6.8W and 8.5W versions shown.  
See fixture specifications.



INVISIBILI TRIMLESS

D86275R9-

base number      Color  
Temperature

- 1.To build a product code in our configurator select the specify button on the base model # product page
- 2. To build a manual product code on this datasheet choose from the options listed below in blue font and add the suffix to the base model #

GENERAL

Series: Invisibili  
Brand: Panzeri  
Division: Design  
Mounting Type: Trimless  
Mounting Location: Wall

PHYSICAL

Shape: Rectangle  
Length (mm): 115  
Length (in): 4 1/2  
Width (mm): 115  
Width (in): 4 1/2  
Height (mm): 60  
Height (in): 2 3/8  
Min. Recessing Depth (mm): 150  
Min. Recessing Depth (in): 5 7/8  
Light Distribution: Direct  
Diffuser: Opal Glass  
Fixture Finish: WHI  
Fixture Material: Plaster

ELECTRICAL

Lamp Type: LED  
Input Wattage (W): 8.5  
Total Output Wattage (W): 6.8  
Dimming: Non-Dimming / Phase Dimming (120Vac only) / 0-10V Dimming  
Driver Included: No  
Driver Location: Remote  
Driver Type: Constant Current - 120 / 277Vac  
Driver Class: Class 2  
Input Voltage (V): 120 - 277  
Constant Current (MA): 250

LED

Number of LEDs: 1  
Color Temperature (°K): 2700 / 3000 / 4000  
Max. Delivered Lumen (lm): 806 / 854 / 1053  
CRI: >90 CRI  
Lamp Life (hrs): 50000

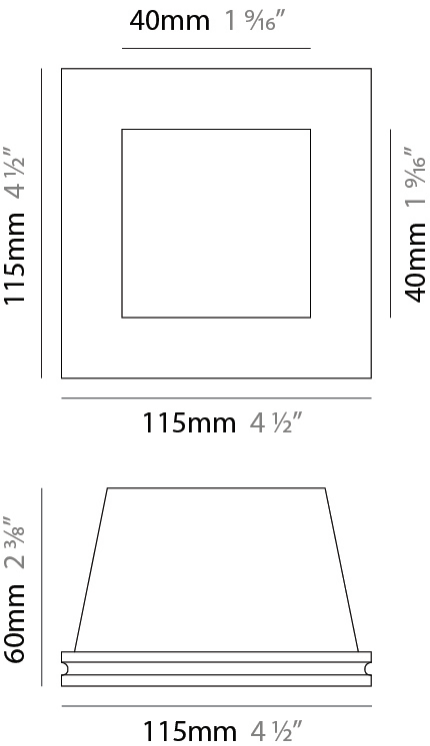
OPTICAL

Optic°: 35

RATINGS AND CERTIFICATIONS

Certified By: Certified for North American Standards  
IP rating: IP20

PROJECT
TYPE
SPECIFIER
QUANTITY
DATE





PROJECT
TYPE
SPECIFIER
QUANTITY
DATE

LED module included.  
6.8W and 8.5W versions shown.  
See fixture specifications.



INVISIBILI TRIMLESS

D86277R9-

base number      Color  
Temperature

- 1. To build a product code in our configurator select the specify button on the base model # product page
- 2. To build a manual product code on this datasheet choose from the options listed below in blue font and add the suffix to the base model #

GENERAL

Series: Invisibili  
Brand: Panzeri  
Division: Design  
Mounting Type: Trimless  
Mounting Location: Wall

PHYSICAL

Shape: Round  
Diameter (mm): 98  
Diameter (in): 3 7/8  
Height (mm): 50  
Height (in): 1 15/16  
Min. Recessing Depth (mm): 140  
Min. Recessing Depth (in): 5 1/2  
Light Distribution: Direct  
Weight (kg): 0.24  
Weight (lbs): 0.52  
Fixture Finish: WHI  
Fixture Material: Plaster

ELECTRICAL

Lamp Type: LED  
Input Wattage (W): 8.5  
Total Output Wattage (W): 6.8  
Dimming: Non-Dimming / Phase Dimming (120Vac only) / 0-10V Dimming  
Driver Included: No  
Driver Location: Remote  
Driver Type: Constant Current - 120 / 277Vac  
Driver Class: Class 2  
Input Voltage (V): 120 - 277  
Constant Current (MA): 250

LED

Number of LEDs: 1  
Color Temperature (°K): 2700 / 3000 / 4000  
Max. Delivered Lumen (lm): 806 / 854 / 1053  
CRI: >90 CRI  
Lamp Life (hrs): 50000

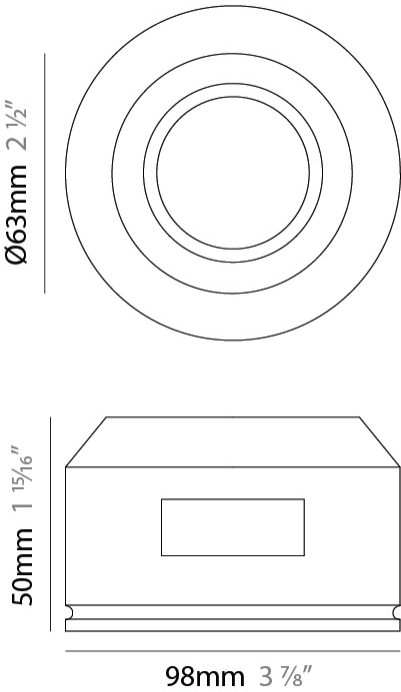
OPTICAL

Optic°: 35  
Adjustability: Fixed

RATINGS AND CERTIFICATIONS

Certified By: Certified for North American Standards  
IP rating: IP20

PROJECT
TYPE
SPECIFIER
QUANTITY
DATE



PROJECT
TYPE
SPECIFIER
QUANTITY
DATE

LED module included.  
6.8W and 8.5W versions shown.  
See fixture specifications.



INVISIBILI TRIMLESS

D86279R9-

base number      Color  
Temperature

1. To build a product code in our configurator select the specify button on the base model # product page
2. To build a manual product code on this datasheet choose from the options listed below in blue font and add the suffix to the base model #

GENERAL

Series: Invisibili

Brand: Panzeri

Division: Design

Mounting Type: Trimless

Mounting Location: Wall

PHYSICAL

Shape: Rectangle

Length (mm): 60

Length (in): 2 3/8

Width (mm): 60

Width (in): 2 3/8

Height (mm): 50

Height (in): 1 15/16

Min. Recessing Depth (mm): 140

Min. Recessing Depth (in): 5 1/2

Light Distribution: Direct

Weight (kg): 0.17

Weight (lbs): 0.37

Fixture Finish: WHI

Fixture Material: Plaster

ELECTRICAL

Lamp Type: LED

Input Wattage (W): 8.5

Total Output Wattage (W): 6.8

Dimming: Non-Dimming / Phase Dimming (120Vac only) / 0-10V Dimming

Driver Included: No

Driver Location: Remote

Driver Type: Constant Current - 120 / 277Vac

Driver Class: Class 2

Input Voltage (V): 120 - 277

Constant Current (MA): 250

LED

Number of LEDs: 1

Color Temperature (°K): 2700 / 3000 / 4000

Max. Delivered Lumen (lm): 806 / 854 / 1053

CRI: >90 CRI

Lamp Life (hrs): 50000

OPTICAL

Optic°: 35

RATINGS AND CERTIFICATIONS

Certified By: Certified for North American Standards

IP rating: IP20

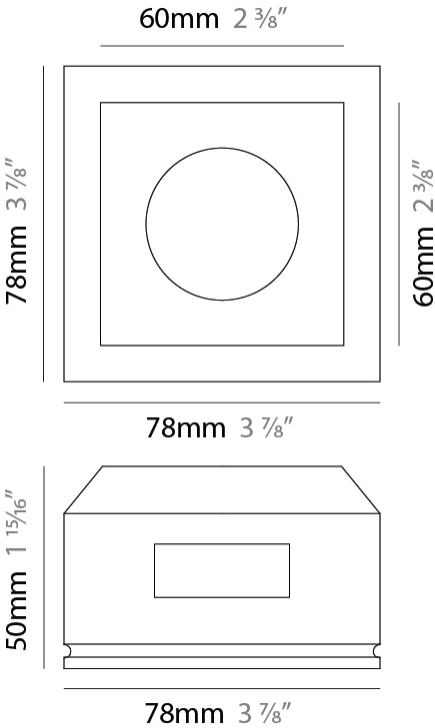
PROJECT

TYPE

SPECIFIER

QUANTITY

DATE



PROJECT
TYPE
SPECIFIER
QUANTITY
DATE

LED module included.  
6.8W and 8.5W versions shown.  
See fixture specifications.



INVISIBILI TRIMLESS

D86290R9

base number

1. To build a product code in our configurator select the specify button on the base model # product page
2. To build a manual product code on this datasheet choose from the options listed below in blue font and add the suffix to the base model #

GENERAL

Series: Invisibili

Brand: Panzeri

Division: Design

Mounting Type: Trimless

Mounting Location: Ceiling

PHYSICAL

Shape: Rectangle

Length (mm): 295

Length (in): 11 5⁄8

Width (mm): 430

Width (in): 16 15⁄16

Depth (mm): 70

Depth (in): 2 3⁄4

Min. Recessing Depth (mm): 135

Min. Recessing Depth (in): 5 5⁄16

Light Distribution: Asymmetric

Weight (kg): 3.53

Weight (lbs): 7.78

Diffuser: Opal Glass

Fixture Finish: WHI

Fixture Material: Plaster

Cut-out Measurements: 305mm / 11 3⁄4" x 440mm / 17 1⁄4"

ELECTRICAL

Lamp Type: LED

Input Wattage (W): 15

Total Output Wattage (W): 12

Dimming: Non-Dimming / Phase Dimming (120Vac only) / 0-10V Dimming

Driver Included: Yes

Driver Location: Integrated

Driver Type: Constant Current - 120 / 277Vac

Driver Class: Class 2

Input Voltage (V): 120 - 277

Constant Current (MA): 350

LED

Number of LEDs: 1

Color Temperature (°K): 3000

Max. Delivered Lumen (lm): 1063

CRI: >90 CRI

Lamp Life (hrs): 50000

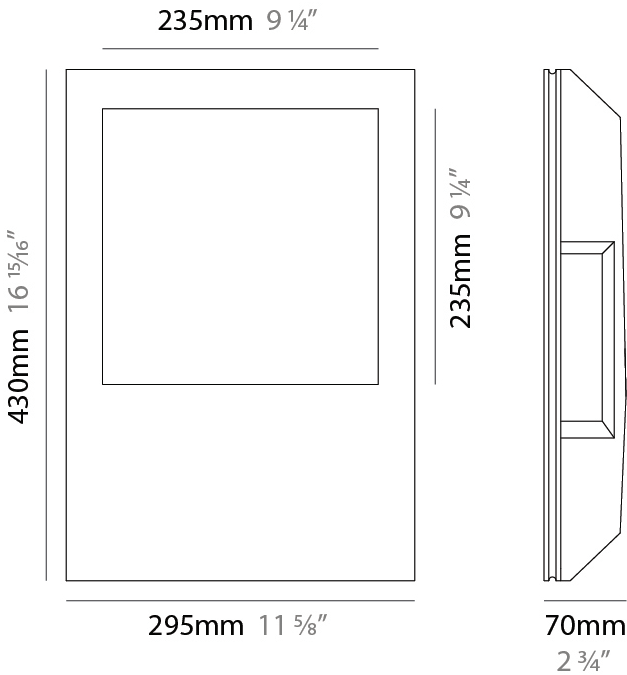

OPTICAL

RATINGS AND CERTIFICATIONS

Certified By: Certified for North American Standards

IP rating: IP20

PROJECT
TYPE
SPECIFIER
QUANTITY
DATE



INVISIBILI TRIMLESS

D86291R9

base number

1. To build a product code in our configurator select the specify button on the base model # product page
2. To build a manual product code on this datasheet choose from the options listed below in blue font and add the suffix to the base model #

GENERAL

Series: Invisibili

Brand: Panzeri

Division: Design

Mounting Type: Trimless

Mounting Location: Wall

PHYSICAL

Shape: Rectangle

Length (mm): 190

Length (in): 7 1/2

Width (mm): 275

Width (in): 10 13/16

Depth (mm): 70

Depth (in): 2 3/4

Min. Recessing Depth (mm): 135

Min. Recessing Depth (in): 5 5/16

Light Distribution: Indirect

Weight (kg): 2.012

Weight (lbs): 4.435

Diffuser: Acrylic Moulded Lens

Fixture Finish: WHI

Fixture Material: Plaster

Cut-out Measurements: 200mm / 7 7/8" x 285mm / 11 1/4"

ELECTRICAL

Lamp Type: LED

Input Wattage (W): 15

Total Output Wattage (W): 12

Dimming: Non-Dimmable

Driver Included: Yes

Driver Location: Integrated

Driver Type: Constant Current - 120Vac

Driver Class: Class 2

Input Voltage (V): 120 - 277

Constant Current (mA): 350

Upon Request: 0-10Vdc dimming / Phase dimming 120Vac / Non-dimming 277Vac

LED

Number of LEDs: 1

Color Temperature (°K): 3000

Max. Delivered Lumen (lm): 1063

CRI: >90 CRI

Efficiency (%): 61

Efficacy (lm/w): 85.4

Lamp Life (hrs): 50000

OPTICAL

Beam Angle: Assymetric

RATINGS AND CERTIFICATIONS

Certified By: Certified for North American Standards

IP rating: IP20

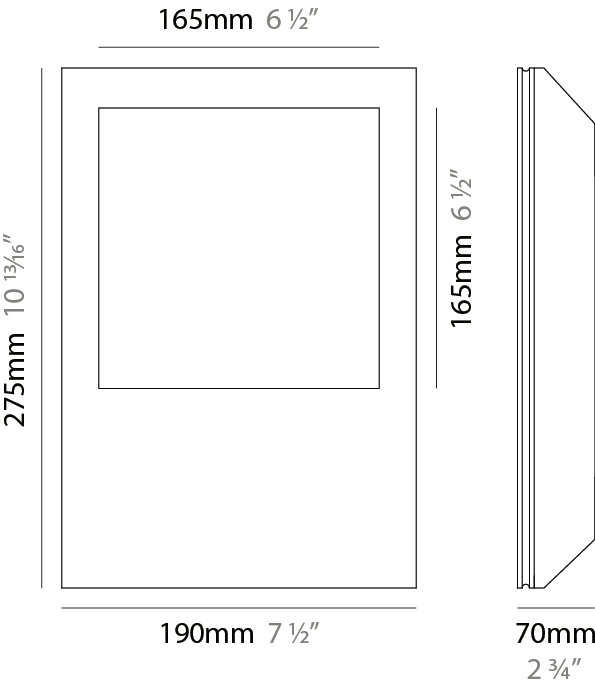
PROJECT

TYPE

SPECIFIER

QUANTITY

DATE





PROJECT
TYPE
SPECIFIER
QUANTITY
DATE

Fixture Finish

White - WHI



**Digital:** Not all screens are calibrated the same, and therefore, colors will appear differently between screens.  
**Physical:** When texture is involved, there will be variations in color, character and tone within a product series and between product families.



PROJECT
TYPE
SPECIFIER
QUANTITY
DATE

LEGEND

	floor-mounted		pivotal		special LED (upon request) RGB, RGBW, tunable, gold+, meat+, art+, fashion+
	wall and ceiling: recessed and surface mounted		rotating		warm dim / natural dimming LED
	ceiling-mounted and wall-mounted		illuminate tilted		rechargeable battery powered
	wall-mounted		color of suspension cable		fixture with natural vivid LED (upon request)
	omni-directional light distribution		length of suspension cable		color rendering index
	direct light distribution		reflector degree selection		color temperature
	direct/indirect light distribution		super spot		lumen (luminous flux)
	indirect light distribution		lens		efficacy (lumens per watt)
	asymmetric light distribution		lens pack		Unified Glare Rating (UGR) range from 5-40
	aura light distribution		shine ring		marine grade (AISI 316 stainless steel)
	round wall or ceiling cut-out		integrated shine ring with diffuser		walk on
	square wall or ceiling cut-out		free individual colors 01-29		drive on
	the supplied jig specifies the cutout dimensions		individual colors: 00 (free of charge), 01-25 (extra charge)		Dark Sky Compliance
	minimum distance (meters) lamp - object		luminaire part to be colored (F1)		Americans with Disabilities Act (less than 4" off the wall located between 27"-84" from floor)
	recessed depth		luminaire part to be colored (F2)		lamp protected against explosion
	ceiling thickness in mm		luminaire part to be colored (F3)		blown glass using traditional methods by master glass blower
	ceiling thickness selection		luminaire part to be colored (F4)		acoustic material
	dimnable DP (phase), DV (0-10V), DD (dali), DS (step-dim)		luminaire part to be colored (F5)		protection class I, protection insulation
	included or excluded LED driver/transformer/control gear		color of 3-circuit adaptor		protection class II, protection insulation
	separately switchable		indirect diffuser		ETL Certified to UL and CSA Standards
	sensor		direct diffuser		UL Certified to UL and CSA Standards
	remote control		ball-proof (upon request)		CSA Certified to UL and CSA Standards
	available upon request		accessory		Certified for North American Standards

IP RATING

	protected against ingress of solid bodies greater than 12.5mm (finger)
	protected against ingress of solid bodies greater than 2.5mm protected against sprays of water up to 60 degrees from the vertical (rain)
	protected against ingress of solid bodies greater than 1mm (wire) no protection against the ingress of moisture
	protected against ingress of solid bodies greater than 1mm (wire) protected against sprays of water up to 60 degrees from the vertical (rain)
	protected against ingress of solid bodies greater than 1mm (wire) protected against water splashed from all directions
	protected against limited ingress of dust (wet rooms/covered outdoor areas) protected against water splashed from all directions
	protected against ingress of dust protected against jets of water
	protected against ingress of dust protected against powerful jets of water or heavy seas
	protected against ingress of dust protected against immersion of water between 15cm - 1m for 30 minutes
	protected against ingress of dust protected against immersion of water under pressure for long periods

IK RATING

	protected against 0.14 joules impact (equivalent to 0.25kg mass dropped from 56mm above the surface)
	protected against 0.2 joules impact (equivalent to 0.25kg mass dropped from 80mm above the surface)
	protected against 0.35 joules impact (equivalent to 0.25kg mass dropped from 140mm above the surface)
	protected against 0.5 joules impact (equivalent to 0.25kg mass dropped from 200mm above the surface)
	protected against 0.7 joules impact (equivalent to 0.25kg mass dropped from 280mm above the surface)
	protected against 1 joules impact (equivalent to 0.25kg mass dropped from 400mm above the surface)
	protected against 2 joules impact (equivalent to 0.5kg mass dropped from 400mm above the surface)
	protected against 5 joules impact (equivalent to 1.7kg mass dropped from 300mm above the surface)
	protected against 10 joules impact (equivalent to 5.0kg mass dropped from 200mm above the surface)
	protected against 20 joules impact (equivalent to 5.0kg mass dropped from 400mm above the surface)