

LULLABY SUSPENSION

A300914-

base number LED Dimming Color Temperature Acoustic Options Acoustic Options Cable Length

- To build a product code in our configurator select the specify button on the base model # product page
- To build a manual product code on this datasheet choose from the options listed below in blue font and add the suffix to the base model #

GENERAL

Series: Lullaby
 Partner: Prolicht
 Division: Architectural
 Installation: Suspension
 Product Type: Acoustic
 Mounting Location: Ceiling
 Light Distribution: Direct

PHYSICAL

Shape: Rectangle
 Length (mm): 450
 Length (in): 17 ¹¹/₁₆
 Width (mm): 50
 Width (in): 1 ¹⁵/₁₆
 Height (mm): 1250
 Height (in): 49 ³/₁₆
 Holder Finish: BLK
 Acoustic Finish: SFW / CYW / SEE / SYN / MTS / PMB / TTN / CYB / STO / DPE / BES / SHB / ARE / ANE / VRD / CRF
 Fixture Material: Aluminum
 Primary Material: Acoustic
 Cable Details: 2000mm / 6000mm Transparent Cable

ELECTRICAL

Lamp Type: LED
 Input Wattage (W): 9
 Total Output Wattage (W): 8.2
 Dimming: [Non-Dimming](#) / [0-10V Dimming](#) / [Matter Dimming](#)
 Driver Included: Yes
 Driver Location: Integrated
 Driver Type: Constant Current - Universal
 Driver Class: Class 2
 Input Voltage (V): 120 - 277

LED

Color Temperature (°K): [2700](#) / [3000](#) / [3500](#) / [4000](#)
 Max. Delivered Lumen (lm): [1138](#) / [1155](#) / [1172](#) / [1189](#)
 Nominal Lumen (lm): [1360](#) / [1380](#) / [1400](#) / [1420](#)
 CRI: >90 CRI
 Lamp Life (hrs): 80000

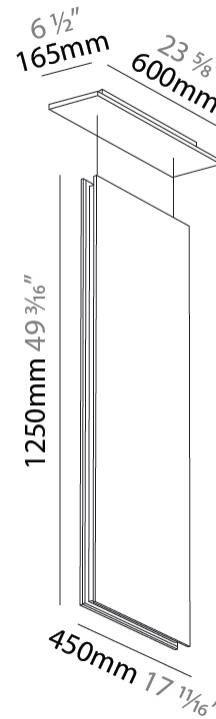

OPTICAL

Beam Angle: 80

RATINGS AND CERTIFICATIONS

Certified By: Certified for North American Standards
 IP rating: IP20

PROJECT
TYPE
SPECIFIER
QUANTITY
DATE



A300914-

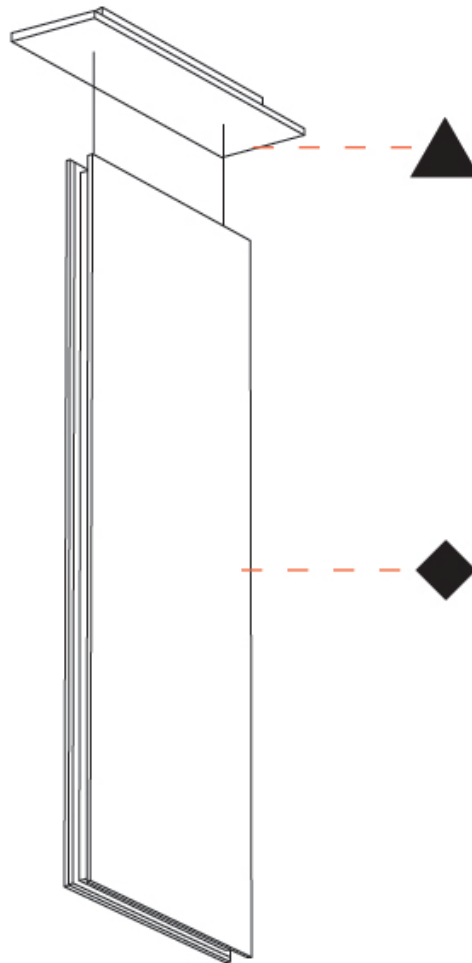
PROJECT

TYPE

SPECIFIER

QUANTITY

DATE



A

PROJECT	_____
TYPE	_____
SPECIFIER	_____
QUANTITY	_____
DATE	_____

LULLABY SUSPENSION

A300915-

base number	LED Dimming	Color Temperature	Acoustic Options	Acoustic Options	Cable Length
-------------	-------------	-------------------	------------------	------------------	--------------

- To build a product code in our configurator select the specify button on the base model # product page
- To build a manual product code on this datasheet choose from the options listed below in blue font and add the suffix to the base model #

GENERAL

Series: Lullaby
Partner: Prolicht
Division: Architectural
Installation: Suspension
Product Type: Acoustic
Mounting Location: Ceiling
Light Distribution: Direct

PHYSICAL

Shape: Rectangle
Length (mm): 1250
Length (in): 49 7/16
Width (mm): 50
Width (in): 1 15/16
Height (mm): 450
Height (in): 17 11/16
Acoustic Finish: SFW / CYW / SEE / SYN / MTS / PMB / TTN / CYB / STO / DPE / BES / SHB / ARE / ANE / VRD / CRF
Fixture Material: Aluminum
Primary Material: Acoustic
Cable Details: 2000mm / 6000mm Transparent Cable

ELECTRICAL

Lamp Type: LED
Input Wattage (W): 26
Total Output Wattage (W): 23.7
Dimming: Non-Dimmable / 0-10V Dimming
Driver Included: Yes
Driver Location: Integrated
Driver Type: Constant Current - Universal
Driver Class: Class 2
Input Voltage (V): 120 - 277

LED

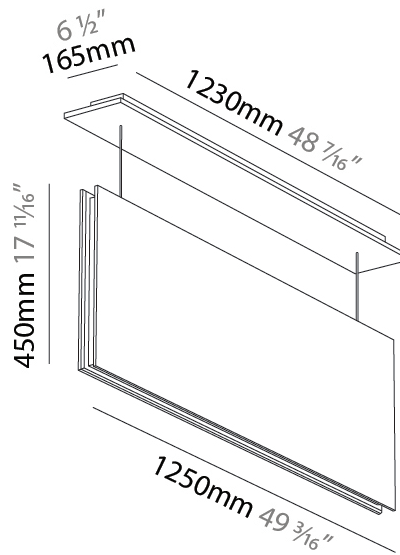
Color Temperature (°K): 2700 / 3000 / 3500 / 4000
Max. Delivered Lumen (lm): 3432 / 3482 / 3515 / 3582
Nominal Lumen (lm): 4100 / 4160 / 4200 / 4280
CRI: >90 CRI
Lamp Life (hrs): 80000

OPTICAL

Beam Angle: 80

RATINGS AND CERTIFICATIONS

Certified By: Certified for North American Standards
IP rating: IP20



A300915-

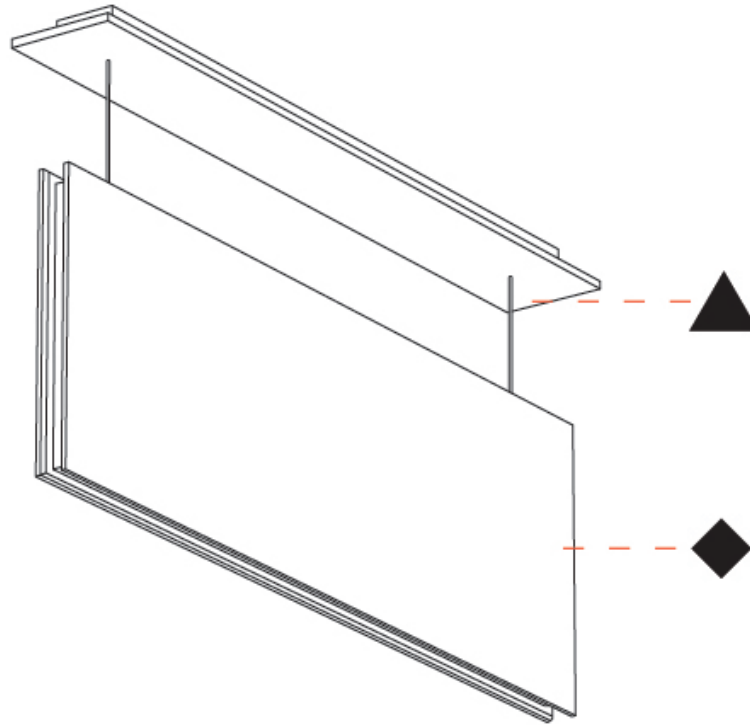
PROJECT

TYPE

SPECIFIER

QUANTITY

DATE



A

LULLABY SUSPENSION

A300916-

base number LED Dimming Color Temperature Acoustic Options Cable Length

- To build a product code in our configurator select the specify button on the base model # product page
- To build a manual product code on this datasheet choose from the options listed below in blue font and add the suffix to the base model #

GENERAL

Series: Lullaby
 Partner: Prolicht
 Division: Architectural
 Installation: Suspension
 Product Type: Acoustic
 Mounting Location: Ceiling
 Light Distribution: Direct

PHYSICAL

Shape: Rectangle
 Length (mm): 1250
 Length (in): 49 ⁷/₁₆
 Width (mm): 50
 Width (in): 1 ¹⁵/₁₆
 Height (mm): 850
 Height (in): 33 ⁷/₁₆
 Holder Finish: BLK
 Acoustic Finish: SFW / CYW / SEE / SYN / MTS / PMB / TTN / CYB / STO / DPE / BES / SHB / ARE / ANE / VRD / CRF
 Fixture Material: Aluminum
 Primary Material: Acoustic
 Cable Details: 2000mm / 6000mm Transparent Cable

ELECTRICAL

Lamp Type: LED
 Input Wattage (W): 26
 Total Output Wattage (W): 23.7
 Dimming: [Non-Dimming](#) / [0-10V Dimming](#) / [Matter Dimming](#)
 Driver Included: Yes
 Driver Location: Integrated
 Driver Type: Constant Current - Universal
 Driver Class: Class 2
 Input Voltage (V): 120 - 277

LED

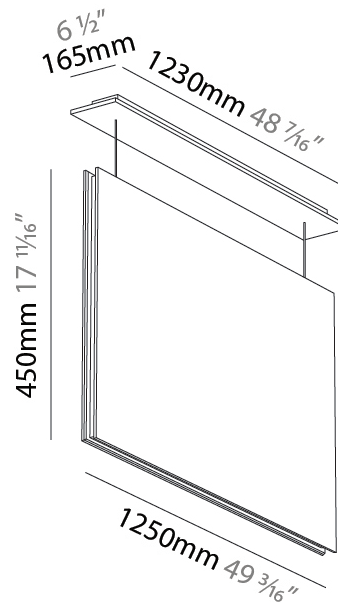
Color Temperature (°K): [2700](#) / [3000](#) / [3500](#) / [4000](#)
 Max. Delivered Lumen (lm): 3432 / 3482 / 3515 / 3582
 Nominal Lumen (lm): 4100 / 4160 / 4200 / 4280
 CRI: >90 CRI
 Lamp Life (hrs): 80000

OPTICAL

Beam Angle: 80

RATINGS AND CERTIFICATIONS

Certified By: Certified for North American Standards
 IP rating: IP20



A300916-

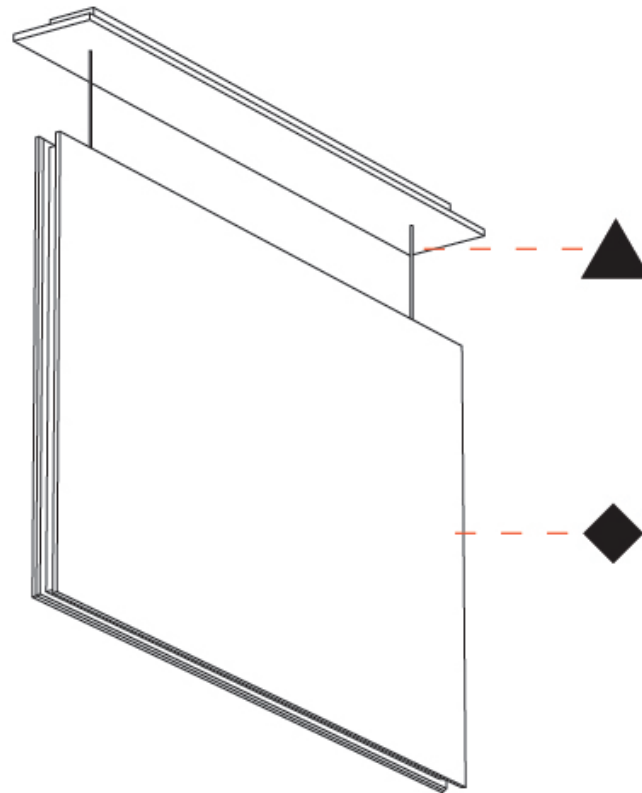
PROJECT _____

TYPE _____

SPECIFIER _____

QUANTITY _____

DATE _____



A

PROJECT	
TYPE	
SPECIFIER	
QUANTITY	
DATE	

LULLABY SUSPENSION

A300917-

base number	LED Dimming	Color Temperature	Acoustic Options	Cable Length
-------------	-------------	-------------------	------------------	--------------

- To build a product code in our configurator select the specify button on the base model # product page
- To build a manual product code on this datasheet choose from the options listed below in blue font and add the suffix to the base model #

GENERAL

Series: Lullaby
Partner: Prolicht
Division: Architectural
Installation: Suspension
Product Type: Acoustic
Mounting Location: Ceiling
Light Distribution: Direct

PHYSICAL

Shape: Rectangle
Length (mm): 450
Length (in): 17 11/16
Width (mm): 50
Width (in): 1 5/8
Height (mm): 850
Height (in): 33 7/16
Holder Finish: BLK
Acoustic Finish: SFW / CYW / SEE / SYN / MTS / PMB / TTN / CYB / STO / DPE / BES / SHB / ARE / ANE / VRD / CRF
Fixture Material: Aluminum
Primary Material: Acoustic
Cable Details: 2000mm / 6000mm Transparent Cable

ELECTRICAL

Lamp Type: LED
Input Wattage (W): 9
Total Output Wattage (W): 8.2
Dimming: Non-Dimming / 0-10V Dimming / Matter Dimming
Driver Included: Yes
Driver Location: Integrated
Driver Type: Constant Current - Universal
Driver Class: Class 2
Input Voltage (V): 120 - 277

LED

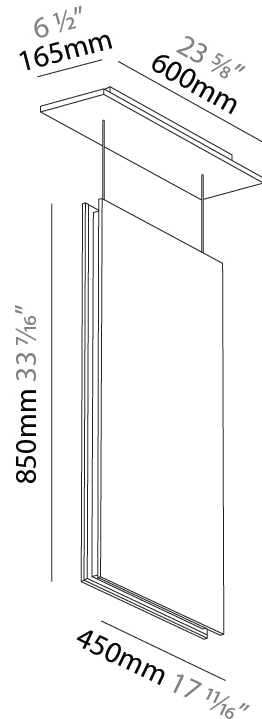
Color Temperature (°K): 2700 / 3000 / 3500 / 4000
Max. Delivered Lumen (lm): 1138 / 1155 / 1172 / 1189
Nominal Lumen (lm): 1360 / 1380 / 1400 / 1420
CRI: >90 CRI
Lamp Life (hrs): 80000

OPTICAL

Beam Angle: 80

RATINGS AND CERTIFICATIONS

Certified By: Certified for North American Standards
IP rating: IP20



A300917-

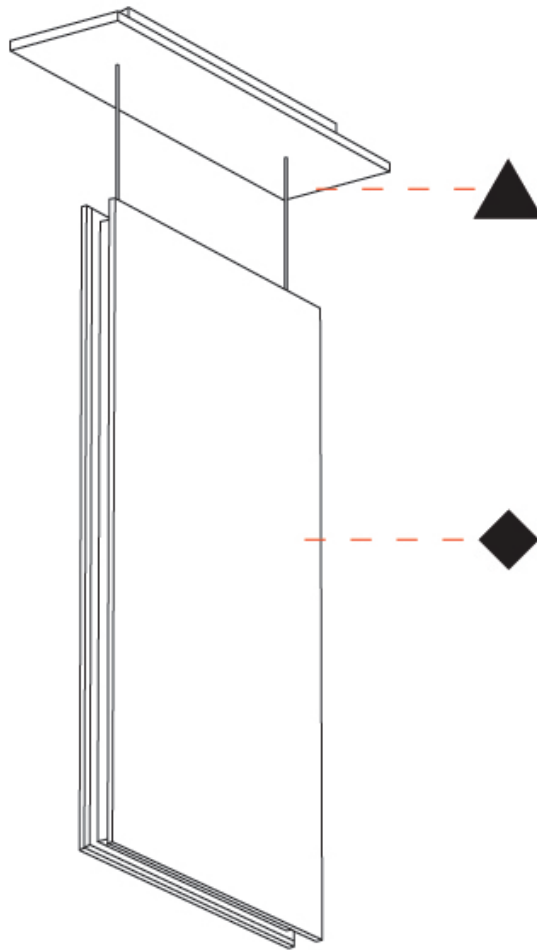
PROJECT

TYPE

SPECIFIER

QUANTITY

DATE



A

PROJECT _____
 TYPE _____
 SPECIFIER _____
 QUANTITY _____
 DATE _____

LULLABY SUSPENSION

A300918-

base number LED Dimming Color Temperature Acoustic Options Cable Length

- To build a product code in our configurator select the specify button on the base model # product page
- To build a manual product code on this datasheet choose from the options listed below in blue font and add the suffix to the base model #

GENERAL

Series: Lullaby
 Partner: Prolicht
 Division: Architectural
 Installation: Suspension
 Product Type: Acoustic
 Mounting Location: Ceiling
 Light Distribution: Direct

PHYSICAL

Shape: Rectangle
 Length (mm): 650
 Length (in): 25 ⁵/₁₆
 Width (mm): 50
 Width (in): 1 ¹⁵/₁₆
 Height (mm): 1050
 Height (in): 41 ⁵/₁₆
 Acoustic Finish: SFW / CYW / SEE / SYN / MTS / PMB / TTN / CYB / STO / DPE / BES / SHB / ARE / ANE / VRD / CRF
 Fixture Material: Aluminum
 Primary Material: Acoustic
[Cable Details: 2000mm / 6000mm Transparent Cable](#)

ELECTRICAL

Lamp Type: LED (Zhaga Standard)
 Input Wattage (W): 13
 Total Output Wattage (W): 11.8
[Dimming: Non-Dimmable / 0-10V Dimming](#)
 Driver Included: Yes
 Driver Location: Integrated
 Driver Type: Constant Current - Universal
 Driver Class: Class 2
 Input Voltage (V): 120 - 277

LED

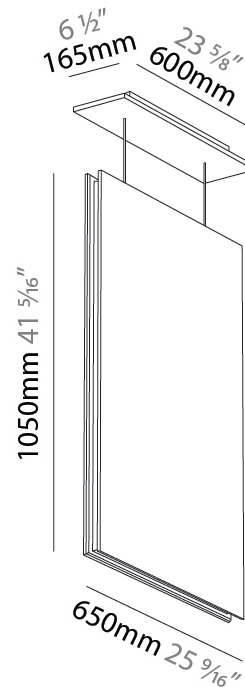
[Color Temperature \(°K\): 2700 / 3000 / 3500 / 4000](#)
 Max. Delivered Lumen (lm): 1716 / 1741 / 1758 / 1791
 Nominal Lumen (lm): 2050 / 2080 / 2100 / 2140
 CRI: >90 CRI
 Lamp Life (hrs): 80000

OPTICAL

Beam Angle: 80

RATINGS AND CERTIFICATIONS

Certified By: Certified for North American Standards
 IP rating: IP20



A300918-

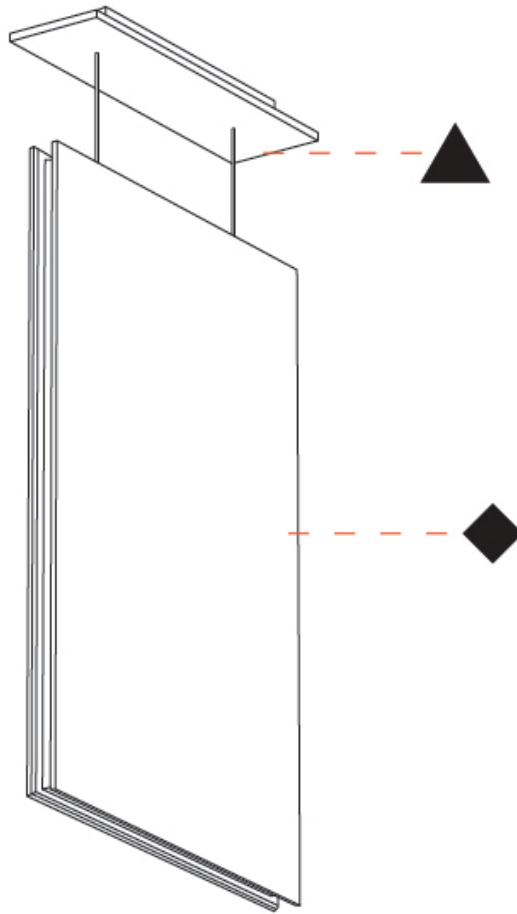
PROJECT

TYPE

SPECIFIER

QUANTITY

DATE



A

PROJECT	
TYPE	
SPECIFIER	
QUANTITY	
DATE	

LULLABY SUSPENSION

A300919-

base number	LED Dimming	Color Temperature	Acoustic Options	Cable Length
-------------	-------------	-------------------	------------------	--------------

- To build a product code in our configurator select the specify button on the base model # product page
- To build a manual product code on this datasheet choose from the options listed below in blue font and add the suffix to the base model #

GENERAL

Series: Lullaby
Partner: Prolicht
Division: Architectural
Installation: Suspension
Product Type: Acoustic
Mounting Location: Ceiling
Light Distribution: Direct

PHYSICAL

Shape: Rectangle
Length (mm): 2250
Length (in): 88 ⁹ / ₁₆
Width (mm): 50
Width (in): 1 ¹⁵ / ₁₆
Height (mm): 450
Height (in): 17 ¹¹ / ₁₆
Holder Finish: BLK
Acoustic Finish: SFW / CYW / SEE / SYN / MTS / PMB / TTN / CYB / STO / DPE / BES / SHB / ARE / ANE / VRD / CRF
Fixture Material: Aluminum
Primary Material: Acoustic
Cable Details: 2000mm / 6000mm Transparent Cable

ELECTRICAL

Lamp Type: LED
Input Wattage (W): 47
Total Output Wattage (W): 42.7
Dimming: Non-Dimming / 0-10V Dimming / Matter Dimming
Driver Included: Yes
Driver Location: Integrated
Driver Type: Constant Current - Universal
Driver Class: Class 2
Input Voltage (V): 120 - 277

LED

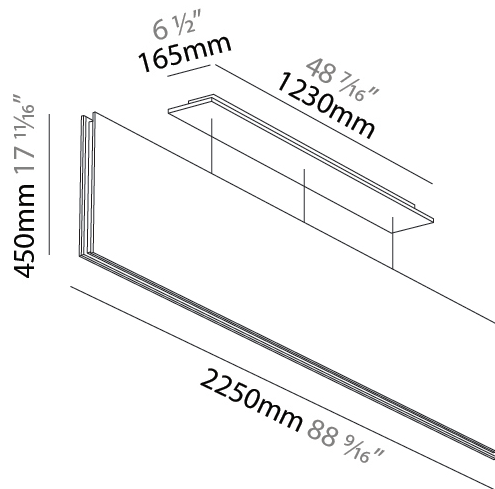
Color Temperature (°K): 2700 / 3000 / 3500 / 4000
Max. Delivered Lumen (lm): 6286 / 6378 / 6445 / 6562
Nominal Lumen (lm): 7510 / 7620 / 7700 / 7840
CRI: >90 CRI
Lamp Life (hrs): 80000

OPTICAL

Beam Angle: 80

RATINGS AND CERTIFICATIONS

Certified By: Certified for North American Standards
IP rating: IP20



A300919-

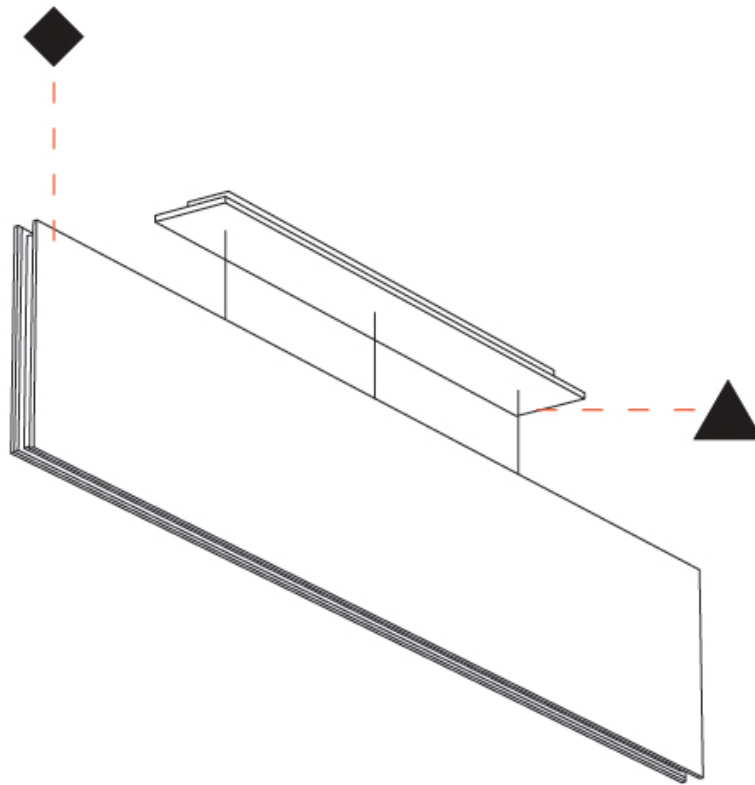
PROJECT _____

TYPE _____

SPECIFIER _____

QUANTITY _____

DATE _____



A

PROJECT _____

TYPE _____

SPECIFIER _____

QUANTITY _____

DATE _____

Fixture Finish

Holder Finish

Black - BLK (BLK)



Digital: Not all screens are calibrated the same, and therefore, colors will appear differently between screens.

Physical: When texture is involved, there will be variations in color, character and tone within a product series and between product families.

Champagne Cream, Copper Mine, Ancient Bronze + Jazz Gold: These finishes have slight fading from specific powder coating production. Each luminaire will slightly vary.



LEGEND

	floor-mounted		pivotable		special LED (upon request) RGB, RGBW, tunable, gold+, meat+, art+, fashion+
	wall and ceiling: recessed and surface mounted		rotating		warm dim / natural dimming LED
	ceiling-mounted and wall-mounted		illuminate tilted		rechargeable battery powered
	wall-mounted		color of suspension cable		fixture with natural vivid LED (upon request)
	omni-directional light distribution		length of suspension cable		color rendering index
	direct light distribution		reflector degree selection		color temperature
	direct/indirect light distribution		super spot		lumen (luminous flux)
	indirect light distribution		lens		efficacy (lumens per watt)
	asymmetric light distribution		lens pack		Unified Glare Rating (UGR) range from 5-40
	aura light distribution		shine ring		marine grade (AISI 316 stainless steel)
	round wall or ceiling cut-out		integrated shine ring with diffuser		walk on
	square wall or ceiling cut-out		free individual colors 01-29		drive on
	the supplied jig specifies the cutout dimensions		individual colors: 00 (free of charge), 01-25 (extra charge)		Dark Sky Compliance
	minimum distance (meters) lamp - object		luminaire part to be colored (F1)		Americans with Disabilities Act (less than 4" off the wall located between 27"-84" from floor)
	recessed depth		luminaire part to be colored (F2)		lamp protected against explosion
	ceiling thickness in mm		luminaire part to be colored (F3)		blown glass using traditional methods by master glass blower
	ceiling thickness selection		luminaire part to be colored (F4)		acoustic material
	dimnable DP (phase), DV (0-10V), DD (dali), DS (step-dim)		luminaire part to be colored (F5)		protection class I, protection insulation
	included or excluded LED driver/transformer/control gear		color of 3-circuit adaptor		protection class II, protection insulation
	separately switchable		indirect diffuser		ETL Certified to UL and CSA Standards
	sensor		direct diffuser		UL Certified to UL and CSA Standards
	remote control		ball-proof (upon request)		CSA Certified to UL and CSA Standards
	available upon request		accessory		Certified for North American Standards

IP RATING

	protected against ingress of solid bodies greater than 12.5mm (finger)
	protected against ingress of solid bodies greater than 2.5mm protected against sprays of water up to 60 degrees from the vertical (rain)
	protected against ingress of solid bodies greater than 1mm (wire) no protection against the ingress of moisture
	protected against ingress of solid bodies greater than 1mm (wire) protected against sprays of water up to 60 degrees from the vertical (rain)
	protected against ingress of solid bodies greater than 1mm (wire) protected against water splashed from all directions
	protected against limited ingress of dust (wet rooms/covered outdoor areas) protected against water splashed from all directions
	protected against ingress of dust protected against jets of water
	protected against ingress of dust protected against powerful jets of water or heavy seas
	protected against ingress of dust protected against immersion of water between 15cm - 1m for 30 minutes
	protected against ingress of dust protected against immersion of water under pressure for long periods

IK RATING

	protected against 0.14 joules impact (equivalent to 0.25kg mass dropped from 56mm above the surface)
	protected against 0.2 joules impact (equivalent to 0.25kg mass dropped from 80mm above the surface)
	protected against 0.35 joules impact (equivalent to 0.25kg mass dropped from 140mm above the surface)
	protected against 0.5 joules impact (equivalent to 0.25kg mass dropped from 200mm above the surface)
	protected against 0.7 joules impact (equivalent to 0.25kg mass dropped from 280mm above the surface)
	protected against 1 joules impact (equivalent to 0.25kg mass dropped from 400mm above the surface)
	protected against 2 joules impact (equivalent to 0.5kg mass dropped from 400mm above the surface)
	protected against 5 joules impact (equivalent to 1.7kg mass dropped from 300mm above the surface)
	protected against 10 joules impact (equivalent to 5.0kg mass dropped from 200mm above the surface)
	protected against 20 joules impact (equivalent to 5.0kg mass dropped from 400mm above the surface)