

MAGIQ WALLWASH TRIMLESS

A35139- : A35139-35K-02

base number

- To build a product code in our configurator select the specify button on the base model # product page
- To build a manual product code on this datasheet choose from the options listed below in blue font and add the suffix to the base model #

GENERAL

Series: Magiq
 Subseries: Magiq Wallwash
 Partner: Prolicht
 Division: Architectural
 Installation: Trimless
 Product Type: Wallwash
 Mounting Location: Ceiling
 Light Distribution: Asymmetric

PHYSICAL

Shape: Rectangle
 Length (mm): 267
 Length (in): 10 1/2
 Width (mm): 36
 Width (in): 1 7/16
 Height (mm): 64
 Height (in): 2 1/2
 Ceiling Thickness (mm): 12.5
 Ceiling Thickness (in): 1/2
 Min. Recessing Depth (mm): 100
 Min. Recessing Depth (in): 3 15/16
 Weight (kg): .943
 Weight (lbs): 2.08
 Fixture Material: Aluminum Die Cast
 Cut-out Measurements: 273mm / 10 3/4" x 42mm / 1 5/8"

ELECTRICAL

Lamp Type: LED (Zhaga Standard)
 Input Wattage (W): 33.4
 Total Output Wattage (W): 29.6
 Dimming: Tri-Mode (Non-Dimming and Phase Dimming (120Vac only) and 0-10V Dimming)
 Driver Included: No
 Driver Location: Remote
 Driver Type: Constant Current - Universal
 Driver Class: Class 1
 Input Voltage (V): 120 - 277
 Constant Current (MA): 500

LED

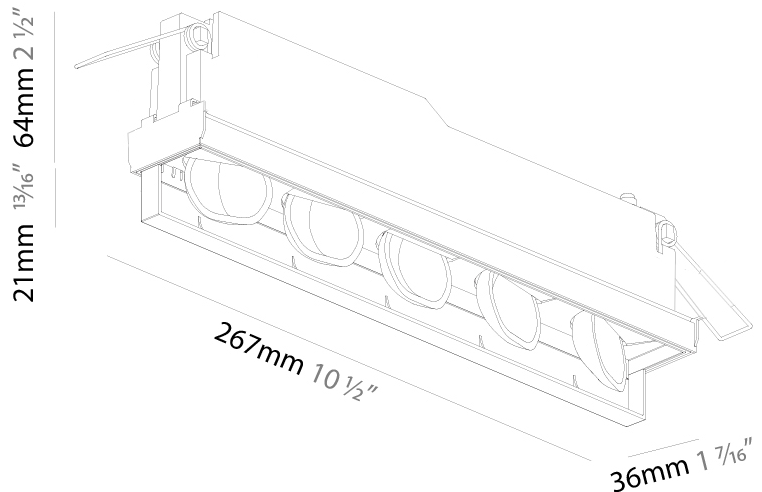

Number of LEDs: 5
 Color Temperature (°K): 3500
 Max. Delivered Lumen (lm): 2145
 Nominal Lumen (lm): 2375
 CRI: >90 CRI
 Lamp Life (hrs): 50000

OPTICAL

Reflector: Asymmetric

RATINGS AND CERTIFICATIONS

Certified By: CSA Certified to UL and CSA Standards
 IP rating: IP20



100mm
3 15/16"



12 1/2 mm
1/2"



270mm x 38mm
10 5/8" x 1 1/2"



MAGIQ WALLWASH TRIMLESS

A35139- : A35139-40K-02

base number

1. To build a product code in our configurator select the specify button on the base model # product page
2. To build a manual product code on this datasheet choose from the options listed below in blue font and add the suffix to the base model #

GENERAL

Series: Magiq _____
 Subseries: Magiq Wallwash _____
 Partner: Prolicht _____
 Division: Architectural _____
 Installation: Trimless _____
 Product Type: Wallwash _____
 Mounting Location: Ceiling _____
 Light Distribution: Asymmetric _____

PHYSICAL

Shape: Rectangle _____
 Length (mm): 267 _____
 Length (in): 10 ½ _____
 Width (mm): 36 _____
 Width (in): 1 ⅙ _____
 Height (mm): 64 _____
 Height (in): 2 ½ _____
 Ceiling Thickness (mm): 12.5 _____
 Ceiling Thickness (in): 1/2 _____
 Min. Recessing Depth (mm): 100 _____
 Min. Recessing Depth (in): 3 ⅙ _____
 Weight (kg): .943 _____
 Weight (lbs): 2.08 _____
 Fixture Material: Aluminum Die Cast _____
 Cut-out Measurements: 273mm / 10 3/4" x 42mm / 1 5/8" _____

ELECTRICAL

Lamp Type: LED (Zhaga Standard) _____
 Input Wattage (W): 33.4 _____
 Total Output Wattage (W): 29.6 _____
 Dimming: Tri-Mode (Non-Dimming and Phase Dimming (120Vac only) and 0-10V Dimming) _____
 Driver Included: No _____
 Driver Location: Remote _____
 Driver Type: Constant Current - Universal _____
 Driver Class: Class 1 _____
 Input Voltage (V): 120 - 277 _____
 Constant Current (MA): 500 _____

LED

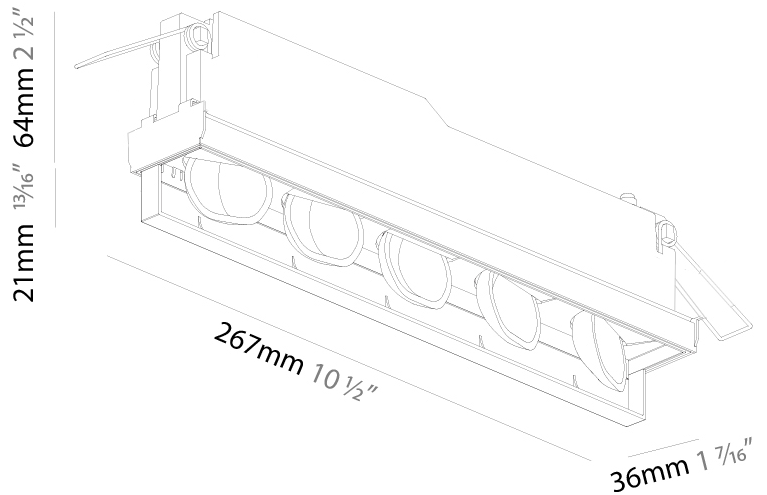

Number of LEDs: 5 _____
 Color Temperature (°K): 4000 _____
 Max. Delivered Lumen (lm): 2443 _____
 Nominal Lumen (lm): 2705 _____
 CRI: >90 CRI _____
 Lamp Life (hrs): 50000 _____

OPTICAL

Reflector: Asymmetric _____

RATINGS AND CERTIFICATIONS

Certified By: CSA Certified to UL and CSA Standards _____
 IP rating: IP20 _____



100mm
3 ⅙"

12 ½ mm
½"

270mm x 38mm
10 ⅝" x 1 ½"



PROJECT

TYPE

SPECIFIER

QUANTITY

DATE

Fixture Finish






































































Digital: Not all screens are calibrated the same, and therefore, colors will appear differently between screens.

Physical: When texture is involved, there will be variations in color, character and tone within a product series and between product families.

Champagne Cream, Copper Mine, Ancient Bronze + Jazz Gold: These finishes have slight fading from specific powder coating production. Each luminaire will slightly vary.



LEGEND

	floor-mounted		pivotal		special LED (upon request) RGB, RGBW, tunable, gold+, meat+, art+, fashion+
	wall and ceiling: recessed and surface mounted		rotating		warm dim / natural dimming LED
	ceiling-mounted and wall-mounted		illuminate tilted		rechargeable battery powered
	wall-mounted		color of suspension cable		fixture with natural vivid LED (upon request)
	omni-directional light distribution		length of suspension cable		color rendering index
	direct light distribution		reflector degree selection		color temperature
	direct/indirect light distribution		super spot		lumen (luminous flux)
	indirect light distribution		lens		efficacy (lumens per watt)
	asymmetric light distribution		lens pack		Unified Glare Rating (UGR) range from 5-40
	aura light distribution		shine ring		marine grade (AISI 316 stainless steel)
	round wall or ceiling cut-out		integrated shine ring with diffuser		walk on
	square wall or ceiling cut-out		free individual colors 01-29		drive on
	the supplied jig specifies the cutout dimensions		individual colors: 00 (free of charge), 01-25 (extra charge)		Dark Sky Compliance
	minimum distance (meters) lamp - object		luminaire part to be colored (F1)		Americans with Disabilities Act (less than 4" off the wall located between 27"-84" from floor)
	recessed depth		luminaire part to be colored (F2)		lamp protected against explosion
	ceiling thickness in mm		luminaire part to be colored (F3)		blown glass using traditional methods by master glass blower
	ceiling thickness selection		luminaire part to be colored (F4)		acoustic material
	dimnable DP (phase), DV (0-10V), DD (dali), DS (step-dim)		luminaire part to be colored (F5)		protection class I, protection insulation
	included or excluded LED driver/transformer/control gear		color of 3-circuit adaptor		protection class II, protection insulation
	separately switchable		indirect diffuser		ETL Certified to UL and CSA Standards
	sensor		direct diffuser		UL Certified to UL and CSA Standards
	remote control		ball-proof (upon request)		CSA Certified to UL and CSA Standards
	available upon request		accessory		Certified for North American Standards

IP RATING

	protected against ingress of solid bodies greater than 12.5mm (finger)
	protected against ingress of solid bodies greater than 2.5mm protected against sprays of water up to 60 degrees from the vertical (rain)
	protected against ingress of solid bodies greater than 1mm (wire) no protection against the ingress of moisture
	protected against ingress of solid bodies greater than 1mm (wire) protected against sprays of water up to 60 degrees from the vertical (rain)
	protected against ingress of solid bodies greater than 1mm (wire) protected against water splashed from all directions
	protected against limited ingress of dust (wet rooms/covered outdoor areas) protected against water splashed from all directions
	protected against ingress of dust protected against jets of water
	protected against ingress of dust protected against powerful jets of water or heavy seas
	protected against ingress of dust protected against immersion of water between 15cm - 1m for 30 minutes
	protected against ingress of dust protected against immersion of water under pressure for long periods

IK RATING

	protected against 0.14 joules impact (equivalent to 0.25kg mass dropped from 56mm above the surface)
	protected against 0.2 joules impact (equivalent to 0.25kg mass dropped from 80mm above the surface)
	protected against 0.35 joules impact (equivalent to 0.25kg mass dropped from 140mm above the surface)
	protected against 0.5 joules impact (equivalent to 0.25kg mass dropped from 200mm above the surface)
	protected against 0.7 joules impact (equivalent to 0.25kg mass dropped from 280mm above the surface)
	protected against 1 joules impact (equivalent to 0.25kg mass dropped from 400mm above the surface)
	protected against 2 joules impact (equivalent to 0.5kg mass dropped from 400mm above the surface)
	protected against 5 joules impact (equivalent to 1.7kg mass dropped from 300mm above the surface)
	protected against 10 joules impact (equivalent to 5.0kg mass dropped from 200mm above the surface)
	protected against 20 joules impact (equivalent to 5.0kg mass dropped from 400mm above the surface)