

MAGIQ 4 CELL RECESSED

A35142-

|             |                      |                       |                      |                   |
|-------------|----------------------|-----------------------|----------------------|-------------------|
| base number | Color<br>Temperature | Finishes<br>(Diamond) | Reflector<br>Options | Finish<br>Options |
|-------------|----------------------|-----------------------|----------------------|-------------------|

1. To build a product code in our configurator select the specify button on the base model # product page
2. To build a manual product code on this datasheet choose from the options listed below in blue font and add the suffix to the base model #

GENERAL

|                            |
|----------------------------|
| Series: Magiq              |
| Subseries: Magiq 4 Cell    |
| Brand: Prolicht            |
| Division: Architectural    |
| Mounting Type: Recessed    |
| Mounting Location: Ceiling |
| Subcategory: Downlight     |

PHYSICAL

|   |
|---|
| Shape: Rectangle  |
| Length (mm): 145  |
| Length (in): 5 11/16  |
| Width (mm): 45  |
| Width (in): 1 3/4   |
| Height (mm): 64   |
| Height (in): 2 1/2  |
| Ceiling Thickness (mm): 10 / 12.5 / 15 / 25 / 30  |
| Ceiling Thickness (in): 3/8 or 1/2 or 9/16 or 1 or 1 3/16   |
| Min. Recessing Depth (mm): 100  |
| Min. Recessing Depth (in): 3 15/16  |
| Light Distribution: Downlight   |
| Weight (kg): 0.265  |
| Weight (lbs): 0.58  |
| Fixture Finish: SSR / BKV / CWI / CRY / HAB / LAG / UFT / ITA / RUA / RUR / MIC / FTG / MYG / TWT / LOD / PUS / FRO / FUP / KIA / POP / BLS / SPG / MEY / GOH / GUM / CHC / COM / ABZ / JAG |
| Holder Finish: WHI / BLK  |
| Fixture Material: Aluminum Die Cast   |
| Cut-out Measurements: 138mm / 5 7/16" x 38mm / 1 1/2"   |

ELECTRICAL

|   |
|---|
| Lamp Type: LED (Zhaga Standard)   |
| Input Wattage (W): 14.3   |
| Total Output Wattage (W): 13.3  |
| Dimming: Tri-Mode (Non-Dimming and Phase Dimming (120Vac only) and 0-10V Dimming) |
| Driver Included: No   |
| Driver Location: Remote   |
| Driver Type: Constant Current - Universal   |
| Driver Class: Class 2   |
| Input Voltage (V): 120 - 277  |
| Constant Current (mA): 1050   |
| Upon Request: Lutron  |

LED

|  |
|--|
| Number of LEDs: 4                                    |
| Color Temperature (°K): 2700 / 3000 / 3500 / 4000    |
| Max. Delivered Lumen (lm): Max 781 / 843 / 860 / 878 |
| Nominal Lumen (lm): 880 / 954 / 970 / 990            |
| CRI: >90 CRI   |
| Lamp Life (hrs): 50000                               |

OPTICAL

|                         |
|-------------------------|
| Reflector°: 8 / 14 / 34 |
|-------------------------|

RATINGS AND CERTIFICATIONS

|   |
|---|
| Certified By: CSA Certified to UL and CSA Standards |
| IP rating: IP20                                     |

|           |
|-----------|
| PROJECT   |
| TYPE      |
| SPECIFIER |
| QUANTITY  |
| DATE      |



|           |  |
|-----------|--|
| PROJECT   |  |
| TYPE      |  |
| SPECIFIER |  |
| QUANTITY  |  |
| DATE      |  |



MAGIQ 4 CELL KORONA RECESSED

A35148-

|             |                      |                       |                        |                      |                   |
|-------------|----------------------|-----------------------|------------------------|----------------------|-------------------|
| base number | Color<br>Temperature | Finishes<br>(Diamond) | Finishes<br>(Triangle) | Reflector<br>Options | Finish<br>Options |
|-------------|----------------------|-----------------------|------------------------|----------------------|-------------------|

1. To build a product code in our configurator select the specify button on the base model # product page
2. To build a manual product code on this datasheet choose from the options listed below in blue font and add the suffix to the base model #

GENERAL

|                                |
|--------------------------------|
| Series: Magiq                  |
| Subseries: Magiq 4 Cell Korona |
| Brand: Prolicht                |
| Division: Architectural        |
| Mounting Type: Recessed        |
| Mounting Location: Ceiling     |
| Subcategory: Downlight         |

PHYSICAL

|   |
|---|
| Shape: Rectangle  |
| Length (mm): 145  |
| Length (in): 5 11/16  |
| Width (mm): 45  |
| Width (in): 1 3/4   |
| Height (mm): 64   |
| Height (in): 2 1/2  |
| Ceiling Thickness (mm): 5 - 30  |
| Min. Recessing Depth (mm): 100  |
| Min. Recessing Depth (in): 3 15/16  |
| Light Distribution: Downlight   |
| Fixture Finish: SSR / BKV / CWI / CRY / HAB / LAG / UFT / ITA / RUA / RUR / MIC / FTG / MYG / TWT / LOD / PUS / FRO / FUP / KIA / POP / BLS / SPG / MEY / GOH / GUM / CHC / COM / ABZ / JAG |
| Holder Finish: WHI / BLK  |
| Fixture Material: Aluminum Die Cast   |
| Cut-out Measurements: 138mm / 5 7/16" x 38mm / 1 1/2"   |

ELECTRICAL

|   |
|---|
| Lamp Type: LED (Zhaga Standard)   |
| Input Wattage (W): 14.3   |
| Total Output Wattage (W): 13.3  |
| Dimming: Tri-Mode (Non-Dimming and Phase Dimming (120Vac only) and 0-10V Dimming) |
| Driver Included: No   |
| Driver Location: Remote   |
| Driver Type: Constant Current - Universal   |
| Driver Class: Class 2   |
| Input Voltage (V): 120 - 277  |
| Constant Current (MA): 1050   |

LED

|   |
|---|
| Number of LEDs: 4                                 |
| Color Temperature (°K): 2700 / 3000 / 3500 / 4000 |
| Max. Delivered Lumen (lm): Max 880                |
| Nominal Lumen (lm): 880/ 950 / 970 / 990          |
| CRI: >90 CRI                                      |
| Lamp Life (hrs): 50000                            |

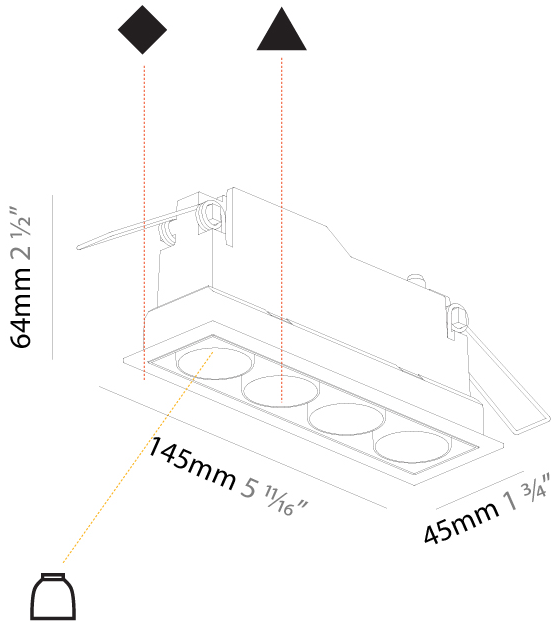
OPTICAL

|                        |
|------------------------|
| Reflector: 8 / 14 / 34 |
|------------------------|

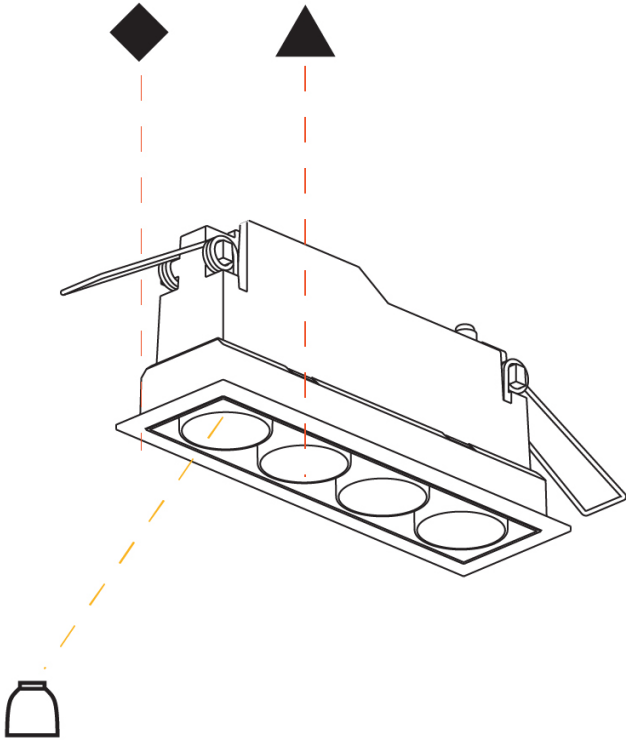
RATINGS AND CERTIFICATIONS

|   |
|---|
| Certified By: CSA Certified to UL and CSA Standards |
| IP rating: IP20                                     |

|           |
|-----------|
| PROJECT   |
| TYPE      |
| SPECIFIER |
| QUANTITY  |
| DATE      |



|           |
|-----------|
| PROJECT   |
| TYPE      |
| SPECIFIER |
| QUANTITY  |
| DATE      |



MAGIQ 2X2 CELL RECESSED

A35633-

|             |             |           |           |         |
|-------------|-------------|-----------|-----------|---------|
| base number | Color       | Finishes  | Reflector | Finish  |
|             | Temperature | (Diamond) | Options   | Options |

1. To build a product code in our configurator select the specify button on the base model # product page
2. To build a manual product code on this datasheet choose from the options listed below in blue font and add the suffix to the base model #

GENERAL

|                            |
|----------------------------|
| Series: Magiq              |
| Subseries: Magiq 2x2 Cell  |
| Brand: Prolicht            |
| Division: Architectural    |
| Mounting Type: Recessed    |
| Mounting Location: Ceiling |
| Subcategory: Downlight     |

PHYSICAL

|   |
|---|
| Shape: Square   |
| Length (mm): 90   |
| Length (in): 3 9/16   |
| Width (mm): 80  |
| Width (in): 3 1/8   |
| Height (mm): 64   |
| Height (in): 2 1/2  |
| Ceiling Thickness (mm): 10 / 12.5 / 15 / 25 / 30  |
| Ceiling Thickness (in): 3/8 or 1/2 or 9/16 or 1 or 1 3/16   |
| Min. Recessing Depth (mm): 100  |
| Min. Recessing Depth (in): 3 15/16  |
| Light Distribution: Downlight   |
| Weight (kg): 0.323  |
| Weight (lbs): 0.71  |
| Fixture Finish: SSR / BKV / CWI / CRY / HAB / LAG / UFT / ITA / RUA / RUR / MIC / FTG / MYG / TWT / LOD / PUS / FRO / FUP / KIA / POP / BLS / SPG / MEY / GOH / GUM / CHC / COM / ABZ / JAG |
| Holder Finish: WHI / BLK  |
| Fixture Material: Aluminum Die Cast   |
| Cut-out Measurements: 73mm / 2 7/8" x 83mm / 3 1/4"   |

ELECTRICAL

|   |
|---|
| Lamp Type: LED (Zhaga Standard)   |
| Input Wattage (W): 14.3   |
| Total Output Wattage (W): 13  |
| Dimming: Tri-Mode (Non-Dimming and Phase Dimming (120Vac only) and 0-10V Dimming) |
| Driver Included: No   |
| Driver Location: Recessed Housing   |
| Driver Type: Constant Current - Universal   |
| Driver Class: Class 2   |
| Housing: See components   |
| Input Voltage (V): 120 - 277  |
| Constant Current (MA): 1050   |

LED

|   |
|---|
| Number of LEDs: 4                                 |
| Color Temperature (°K): 2700 / 3000 / 3500 / 4000 |
| Max. Delivered Lumen (lm): 781 / 852 / 869 / 887  |
| Nominal Lumen (lm): 880 / 930 / 941 / 960         |
| CRI: >90 CRI                                      |
| Lamp Life (hrs): 50000                            |

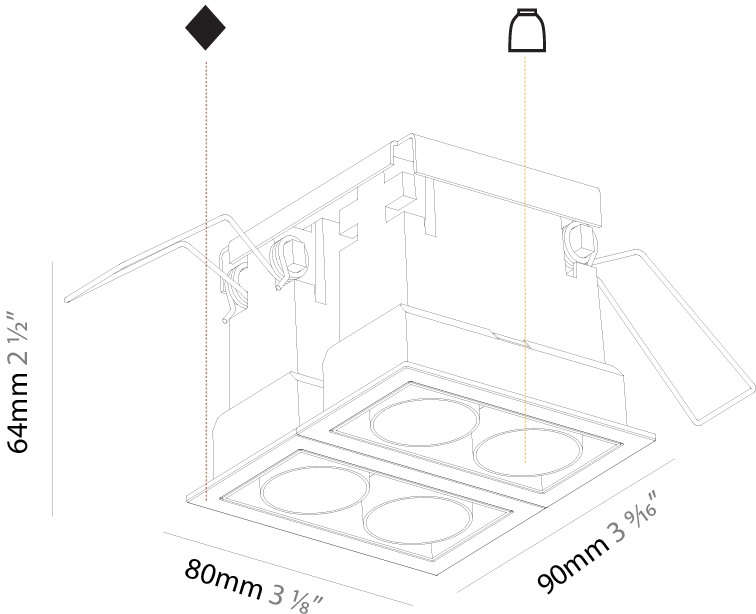
OPTICAL

|                         |
|-------------------------|
| Reflector°: 8 / 18 / 34 |
|-------------------------|

RATINGS AND CERTIFICATIONS

|   |
|---|
| Certified By: CSA Certified to UL and CSA Standards |
| IP rating: IP20                                     |

|           |
|-----------|
| PROJECT   |
| TYPE      |
| SPECIFIER |
| QUANTITY  |
| DATE      |



100mm  
3 15/16"

10 - 30 mm  
3/8" - 1 3/16"

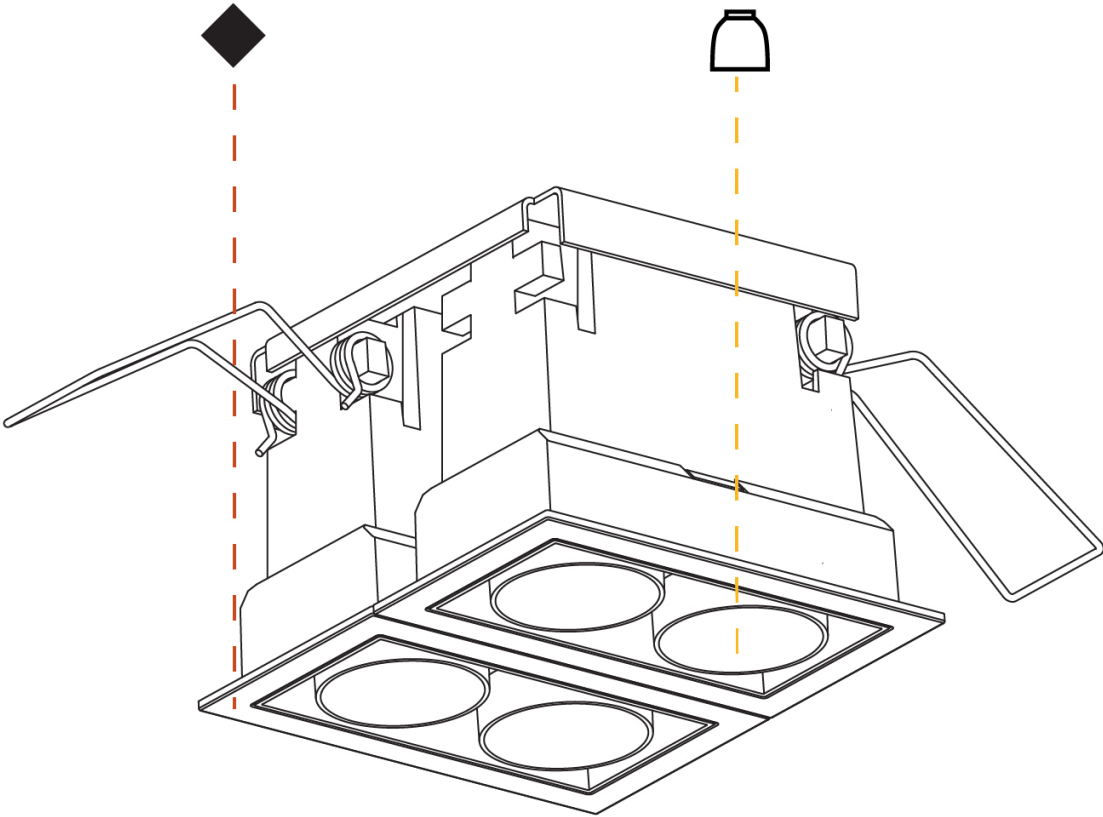
73mm x 83mm  
2 7/8" x 3 1/4"



MAGIQ 2X2 CELL RECESSED

A35633-

|           |  |
|-----------|--|
| PROJECT   |  |
| TYPE      |  |
| SPECIFIER |  |
| QUANTITY  |  |
| DATE      |  |



MAGIQ 2X2 CELL KORONA RECESSED

A35637-

|             |                      |                       |                        |                      |                   |
|-------------|----------------------|-----------------------|------------------------|----------------------|-------------------|
| base number | Color<br>Temperature | Finishes<br>(Diamond) | Finishes<br>(Triangle) | Reflector<br>Options | Finish<br>Options |
|-------------|----------------------|-----------------------|------------------------|----------------------|-------------------|

1. To build a product code in our configurator select the specify button on the base model # product page
2. To build a manual product code on this datasheet choose from the options listed below in blue font and add the suffix to the base model #

GENERAL

|                                  |
|----------------------------------|
| Series: Magiq                    |
| Subseries: Magiq 2x2 Cell Korona |
| Brand: Prolicht                  |
| Division: Architectural          |
| Mounting Type: Recessed          |
| Mounting Location: Ceiling       |
| Subcategory: Downlight           |

PHYSICAL

|   |
|---|
| Shape: Square   |
| Length (mm): 80   |
| Length (in): 3 1/8  |
| Width (mm): 90  |
| Width (in): 3 9/16  |
| Height (mm): 64   |
| Height (in): 2 1/2  |
| Ceiling Thickness (mm): 10 / 12.5 / 15 / 25 / 30  |
| Ceiling Thickness (in): 3/8 or 1/2 or 9/16 or 1 or 1 3/16   |
| Min. Recessing Depth (mm): 100  |
| Min. Recessing Depth (in): 3 15/16  |
| Light Distribution: Downlight   |
| Weight (kg): 0.265  |
| Weight (lbs): 0.58  |
| Fixture Finish: SSR / BKV / CWI / CRY / HAB / LAG / UFT / ITA / RUA / RUR / MIC / FTG / MYG / TWT / LOD / PUS / FRO / FUP / KIA / POP / BLS / SPG / MEY / GOH / GUM / CHC / COM / ABZ / JAG |
| Holder Finish: WHI / BLK  |
| Fixture Material: Aluminum Die Cast   |
| Cut-out Measurements: 73mm / 2 7/8" x 38mm / 1 1/2"   |

ELECTRICAL

|   |
|---|
| Lamp Type: LED (Zhaga Standard)   |
| Input Wattage (W): 17.8   |
| Total Output Wattage (W): 13  |
| Dimming: Tri-Mode (Non-Dimming and Phase Dimming (120Vac only) and 0-10V Dimming) |
| Driver Included: No   |
| Driver Location: Recessed Housing   |
| Driver Type: Constant Current - Universal   |
| Driver Class: Class 2   |
| Housing: See components   |
| Input Voltage (V): 120 - 277  |
| Constant Current (MA): 1050   |

LED

|   |
|---|
| Number of LEDs: 4                                 |
| Color Temperature (°K): 2700 / 3000 / 3500 / 4000 |
| Max. Delivered Lumen (lm): Max 880                |
| Nominal Lumen (lm): 880 / 960 / 980 / 1000        |
| CRI: >90 CRI                                      |
| Lamp Life (hrs): 50000                            |

OPTICAL

|                         |
|-------------------------|
| Reflector°: 8 / 18 / 34 |
|-------------------------|

RATINGS AND CERTIFICATIONS

|   |
|---|
| Certified By: CSA Certified to UL and CSA Standards |
| IP rating: IP20                                     |

|           |
|-----------|
| PROJECT   |
| TYPE      |
| SPECIFIER |
| QUANTITY  |
| DATE      |



100mm  
3 15/16"

10 - 30 mm  
3/8" - 1 3/16"

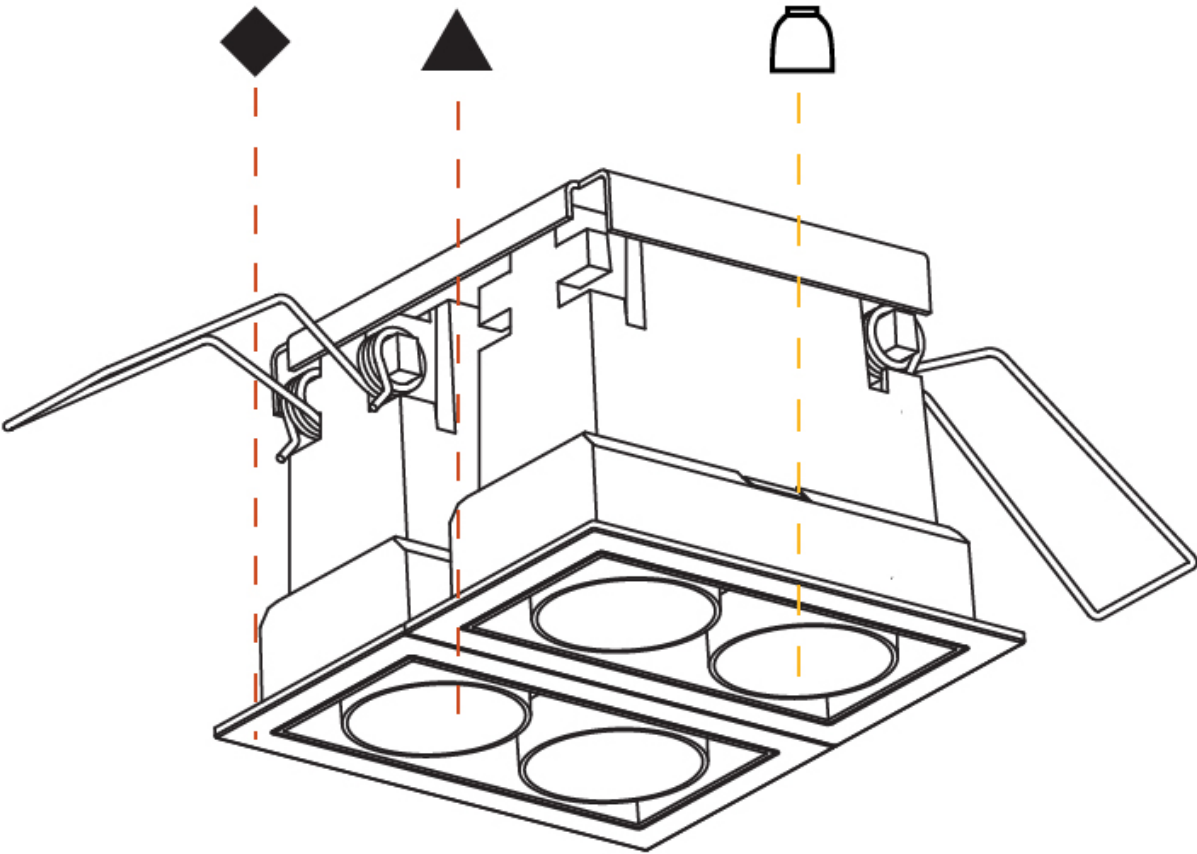
73mm x 83mm  
2 7/8" x 3 1/4"



MAGIQ 2X2 CELL KORONA RECESSED

A35637-

|           |  |
|-----------|--|
| PROJECT   |  |
| TYPE      |  |
| SPECIFIER |  |
| QUANTITY  |  |
| DATE      |  |





PROJECT

TYPE

SPECIFIER

QUANTITY

DATE

Fixture Finish

Sparkling Silver - 01 (SSR)

Black Velvet - 02 (BKV)

Crystal White - 03 (CWI)

Creamy - 04 (CRY)

Hampton Bay - 05 (HAB)

Lagoon - 06 (LAG)

Urban Forest - 07 (UFT)

In the Army - 08 (ITA)

Rusty Angel - 09 (RUA)

Rusty Rush - 10 (RUR)

Milk and Chocolate - 11 (MIC)

Fade to Gray - 12 (FTG)

Mysterious Gray - 13 (MYG)

Twilight - 14 (TWT)

Lost Dream - 15 (LOD)

Purple Sky - 16 (PUS)

Fresh Oh - 17 (FRO)

Funky P. - 18 (FUP)

Kissing Aphrodite - 19 (KIA)

Poseidon's Paradise - 20 (POP)

Blue Sky - 21 (BLS)

Spring Green - 22 (SPG)

Mellow Yellow - 23 (MEY)

Golden Heart - 24 (GOH)

Gun Metal - 25 (GUM)

Champagne Cream - 26 (CHC)

Copper Mine - 27 (COM)

Ancient Bronze - 28 (ABZ)

Jazz Gold - 29 (JAG)

Holder Finish

White - WHI (WHI)

Black - BLK (BLK)



## LEGEND

|  |   |  |  |  |  |
|--|---|--|--|--|--|
|  | floor-mounted   |  | pivotal  |  | special LED (upon request) RGB, RGBW, tunable, gold+, meat+, art+, fashion+                    |
|  | wall and ceiling: recessed and surface mounted            |  | rotating   |  | warm dim / natural dimming LED   |
|  | ceiling-mounted and wall-mounted                          |  | illuminate tilted  |  | rechargeable battery powered   |
|  | wall-mounted  |  | color of suspension cable                                    |  | fixture with natural vivid LED (upon request)  |
|  | omni-directional light distribution                       |  | length of suspension cable                                   |  | color rendering index  |
|  | direct light distribution                                 |  | reflector degree selection                                   |  | color temperature  |
|  | direct/indirect light distribution                        |  | super spot   |  | lumen (luminous flux)  |
|  | indirect light distribution                               |  | lens   |  | efficacy (lumens per watt)   |
|  | asymmetric light distribution                             |  | lens pack  |  | Unified Glare Rating (UGR) range from 5-40   |
|  | aura light distribution                                   |  | shine ring   |  | marine grade (AISI 316 stainless steel)  |
|  | round wall or ceiling cut-out                             |  | integrated shine ring with diffuser                          |  | walk on  |
|  | square wall or ceiling cut-out                            |  | free individual colors 01-29                                 |  | drive on   |
|  | the supplied jig specifies the cutout dimensions          |  | individual colors: 00 (free of charge), 01-25 (extra charge) |  | Dark Sky Compliance  |
|  | minimum distance (meters) lamp - object                   |  | luminaire part to be colored (F1)                            |  | Americans with Disabilities Act (less than 4" off the wall located between 27"-84" from floor) |
|  | recessed depth  |  | luminaire part to be colored (F2)                            |  | lamp protected against explosion   |
|  | ceiling thickness in mm                                   |  | luminaire part to be colored (F3)                            |  | blown glass using traditional methods by master glass blower                                   |
|  | ceiling thickness selection                               |  | luminaire part to be colored (F4)                            |  | acoustic material  |
|  | dimmable DP (phase), DV (0-10V), DD (dali), DS (step-dim) |  | luminaire part to be colored (F5)                            |  | protection class I, protection insulation  |
|  | included or excluded LED driver/transformer/control gear  |  | color of 3-circuit adaptor                                   |  | protection class II, protection insulation   |
|  | separately switchable                                     |  | indirect diffuser  |  | ETL Certified to UL and CSA Standards  |
|  | sensor  |  | direct diffuser  |  | UL Certified to UL and CSA Standards   |
|  | remote control  |  | ball-proof (upon request)                                    |  | CSA Certified to UL and CSA Standards  |
|  | available upon request                                    |  | accessory  |  | Certified for North American Standards   |

## IP RATING

|  |  |
|--|--|
|  | protected against ingress of solid bodies greater than 12.5mm (finger)   |
|  | protected against ingress of solid bodies greater than 2.5mm<br>protected against sprays of water up to 60 degrees from the vertical (rain)      |
|  | protected against ingress of solid bodies greater than 1mm (wire)<br>no protection against the ingress of moisture                               |
|  | protected against ingress of solid bodies greater than 1mm (wire)<br>protected against sprays of water up to 60 degrees from the vertical (rain) |
|  | protected against ingress of solid bodies greater than 1mm (wire)<br>protected against water splashed from all directions                        |
|  | protected against limited ingress of dust (wet rooms/covered outdoor areas)<br>protected against water splashed from all directions              |
|  | protected against ingress of dust<br>protected against jets of water   |
|  | protected against ingress of dust<br>protected against powerful jets of water or heavy seas  |
|  | protected against ingress of dust<br>protected against immersion of water between 15cm - 1m for 30 minutes                                       |
|  | protected against ingress of dust<br>protected against immersion of water under pressure for long periods  |

## IK RATING

|  |   |
|--|---|
|  | protected against 0.14 joules impact (equivalent to 0.25kg mass dropped from 56mm above the surface)  |
|  | protected against 0.2 joules impact (equivalent to 0.25kg mass dropped from 80mm above the surface)   |
|  | protected against 0.35 joules impact (equivalent to 0.25kg mass dropped from 140mm above the surface) |
|  | protected against 0.5 joules impact (equivalent to 0.25kg mass dropped from 200mm above the surface)  |
|  | protected against 0.7 joules impact (equivalent to 0.25kg mass dropped from 280mm above the surface)  |
|  | protected against 1 joules impact (equivalent to 0.25kg mass dropped from 400mm above the surface)    |
|  | protected against 2 joules impact (equivalent to 0.5kg mass dropped from 400mm above the surface)     |
|  | protected against 5 joules impact (equivalent to 1.7kg mass dropped from 300mm above the surface)     |
|  | protected against 10 joules impact (equivalent to 5.0kg mass dropped from 200mm above the surface)    |
|  | protected against 20 joules impact (equivalent to 5.0kg mass dropped from 400mm above the surface)    |