

MARIOLA PORTABLE

E114033-

base number	Finish Options	Finish Options	Finish Options
-------------	----------------	----------------	----------------

1. To build a product code in our configurator select the specify button on the base model # product page
2. To build a manual product code on this datasheet choose from the options listed below in blue font and add the suffix to the base model #

GENERAL

Series: Mariola
Brand: Ole
Division: Exterior
Mounting Type: Portable
Mounting Location: Floor
Subcategory: Ambient

PHYSICAL

Shape: Drum
Diameter (mm): 500
Diameter (in): 19 11/16
Height (mm): 1650
Height (in): 64 15/16
Light Distribution: Omnidirectional
Fixture Finish: BEI / BLK / BLU / COG / DGN / GRY / MRN / MOC / MUS / OLV / SIL / STN / TER / WHI
Holder Finish: WHI / GSD
Accent Finish: WHI
Fixture Material: Fabric Cord / Metal
Cable Details: 100/100 Cord

ELECTRICAL

Number of Lamps: 1
Lamp Type: LED Retrofit
Lamp Shape: A19
Bulb Included: Bulb Not Included
Max. Wattage Per Lamp (W): 15
Lamp Base: E26
Input Voltage (V): 120
Upon Request: 277Vac / GU24

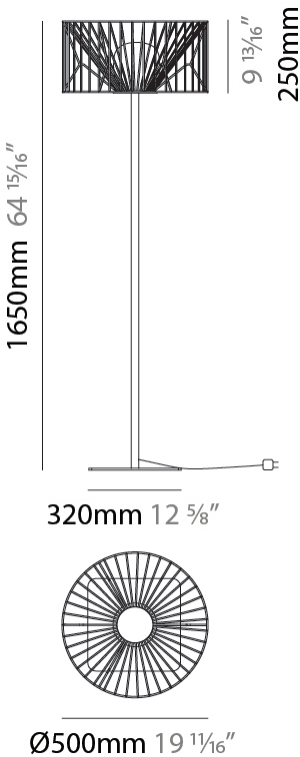
LED

OPTICAL

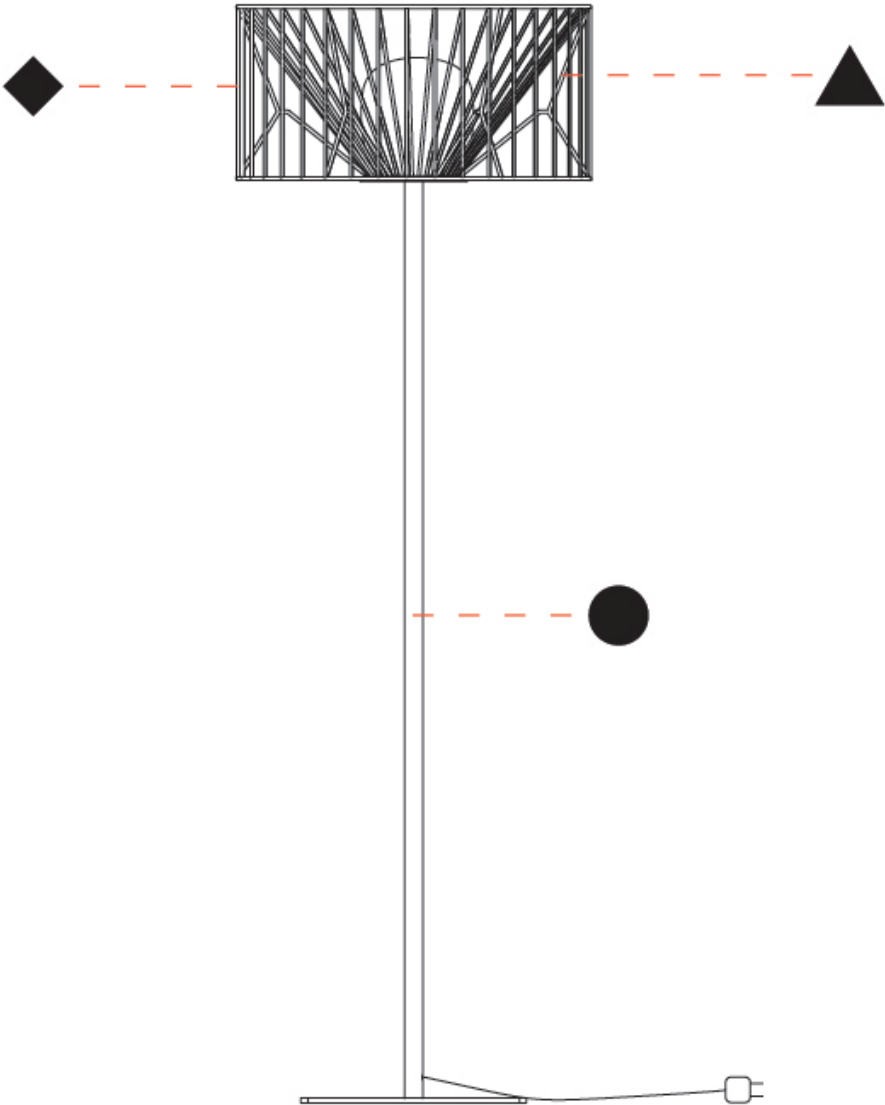
RATINGS AND CERTIFICATIONS

Certified By: Certified for North American Standards
IP rating: IP66

PROJECT
TYPE
SPECIFIER
QUANTITY
DATE



PROJECT	
TYPE	
SPECIFIER	
QUANTITY	
DATE	



MARIOLA PORTABLE

E114034-

base number

Finish Options

Finish Options

- 1.To build a product code in our configurator select the specify button on the base model # product page
2. To build a manual product code on this datasheet choose from the options listed below in blue font and add the suffix to the base model #

GENERAL

Series: Mariola

Brand: Ole

Division: Exterior

Mounting Type: Portable

Mounting Location: Floor

Subcategory: Ambient

PHYSICAL

Shape: Drum

Diameter (mm): 500

Diameter (in): 19 11⁄16

Height (mm): 520

Height (in): 20 1⁄2

Light Distribution: Omnidirectional

Diffuser: PMMA - Opal

Fixture Finish: BEI / BLK / BLU / COG / DGN / GRY / MRN / MOC / MUS / OLV / SIL / STN / TER / WHI

Holder Finish: WHI / GSD

Accent Finish: WHI

Fixture Material: Fabric Cord / Metal

Cable Details: 220/100 Cord

ELECTRICAL

Number of Lamps: 1

Lamp Type: LED Retrofit

Lamp Shape: A19

Bulb Included: Bulb Not Included

Max. Wattage Per Lamp (W): 15

Lamp Base: E26

Input Voltage (V): 120

LED

OPTICAL

RATINGS AND CERTIFICATIONS

Certified By: Certified for North American Standards

IP rating: IP66

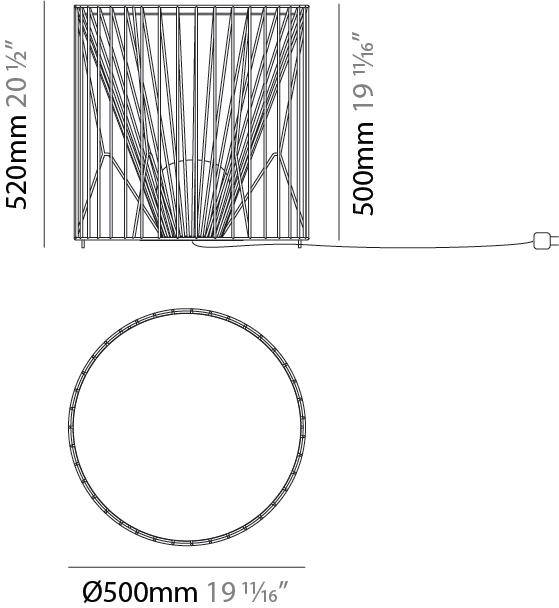
PROJECT

TYPE

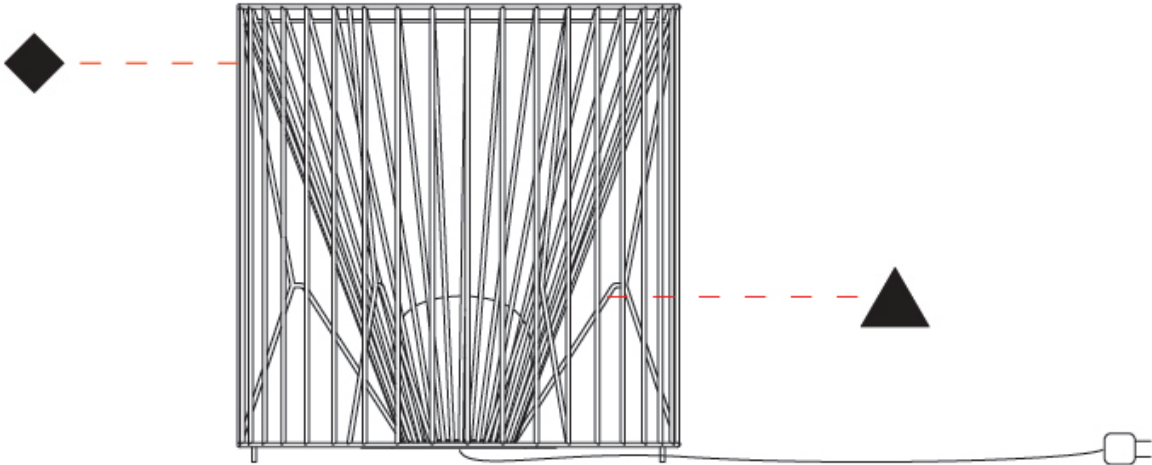
SPECIFIER

QUANTITY

DATE




PROJECT
TYPE
SPECIFIER
QUANTITY
DATE




PROJECT
TYPE
SPECIFIER
QUANTITY
DATE

Fixture Finish


Beige - BEI




Black - BLK




Blue - BLU




Cognac - COG




Dark Green - DGN




Gray - GRY




Maroon - MRN




Mocha - MOC




Mustard - MUS




Olive - OLV




Silver - SIL




Stone - STN



Terracotta - TER



White - WHI



Holder Finish

White - WHI



Granulated Sand - GSD






MARIOLA PORTABLE
COLOR FINISH CHART

PROJECT
TYPE
SPECIFIER
QUANTITY
DATE

Accent Finish






Digital: Not all screens are calibrated the same, and therefore, colors will appear differently between screens.
Physical: When texture is involved, there will be variations in color, character and tone within a product series and between product families.



COLOR FINISH CHART

PROJECT
TYPE
NOTES
QUANTITY
DATE



Digital: Not all screens are calibrated the same, and therefore, colors will appear differently between screens.
Physical: When texture is involved, there will be variations in color, character and tone within a product series and between product families.

PROJECT

TYPE

NOTES

QUANTITY

DATE

COMPLETE COLOR FINISH CHART

S - WHITE- WHI
Pant. WHITE 71



CRYSTAL
Pant. GLASS 75



ALPACA
Pant. 429C 1401



S - SILVER - SIL
Pant. 7C 129



LITIO*
Pant. 5425C 2621



DELHIN
Pant. 430C 126



S - GRAY- GRY
Pant. 10C 120



TUNEL
Pant. BLACK 7C 169



S - BLACK- BLK
Pant. BLACK C 211



BOREAL
Pant. 7547C 1786



NOCTURNO
Pant. 7547C 66



MARINO
Pant. 289C 63



PACIFIC
Pant. 2767C 68



S - BLUE (INDIGO)
Pant. 653C 61



ALITALIA
Pant. 646C 125



MEDAS
Pant. 295C 24



AZUL ROYAL
Pant. 288C 1075



OCEANO
Pant. 294C 67



AZUL ELECTRICO
Pant. 2945 49



TEJANO
Pant. 3015C 55



BLAVINA
Pant. 2915C 59



ESCARCHA
Pant. 2707C 60



LAGO
Pant. 324C 313



GREEN
Pant. 326C 317



Standard Colors with [S-]
Other fabric cord colors available upon request. Price increase and minimum quantities may apply
Digital: Not all screens are calibrated the same, and therefore, colors will appear differently between screens.
Physical: When texture is involved, there will be variations in color, character and tone within a product series and between product families.
Zaneen Group Inc. © 2024, T 1800-388-3382, F 416-247-9319, www.zaneen.com
Available for International specifications by adding 'INT' at the end of the existing Model #. For assistance on 'custom' specifications, contact zteam@zaneen.com.
In a constant effort to supply the best product, we reserve the right to change specifications or materials without notice. The most recent specification sheets are found at zaneen.com

COMPLETE COLOR FINISH CHART



Standard Colors with [S-]

Other fabric cord colors available upon request. Price increase and minimum quantities may apply

Digital: Not all screens are calibrated the same, and therefore, colors will appear differently between screens.

Physical: When texture is involved, there will be variations in color, character and tone within a product series and between product families.

Zaneen Group Inc. © 2024, T 1800-388-3382, F 416-247-9319, www.zaneen.com

Available for International specifications by adding 'INT' at the end of the existing Model #. For assistance on 'custom' specifications, contact zteam@zaneen.com.

In a constant effort to supply the best product, we reserve the right to change specifications or materials without notice. The most recent specification sheets are found at zaneen.com

COMPLETE COLOR FINISH CHART

<div>ORO</div> <div>Pant. 872C</div> <div>16</div> <div></div>	<div>GOLDEN</div> <div>Pant. 7403C</div> <div>7</div> <div></div>	<div>S - MUSTARD</div> <div>Pant. 1245C</div> <div>168</div> <div></div>	<div>CANARIO</div> <div>Pant. 106C</div> <div>9</div> <div></div>
<div>MIMOSA</div> <div>Pant. 108C</div> <div>15</div> <div></div>	<div>AMARILLO</div> <div>Pant. 109U</div> <div>1</div> <div></div>	<div>NECTAR</div> <div>Pant. 137C</div> <div>1871</div> <div></div>	<div>LAVA</div> <div>Pant. 151C</div> <div>1334</div> <div></div>
<div>NARANJA</div> <div>Pant. 164C</div> <div>87</div> <div></div>	<div>S - TERRACOTTA</div> <div>Pant. 153C</div> <div>205</div> <div></div>	<div>CALABAZA</div> <div>Pant. 158C</div> <div>84</div> <div></div>	<div>ARCILLA</div> <div>Pant. 1675C</div> <div>150</div> <div></div>
<div>ROJO</div> <div>Pant. 186C</div> <div>241</div> <div></div>	<div>FUEGO</div> <div>Pant. 185C</div> <div>245</div> <div></div>	<div>SATAN</div> <div>Pant. 207C</div> <div>19</div> <div></div>	<div>S- MAROON</div> <div>Pant. 1955C</div> <div>224</div> <div></div>
<div>CLARETE</div> <div>Pant. 209C</div> <div>240</div> <div></div>	<div>BURDEOS</div> <div>Pant. 188C</div> <div>163</div> <div></div>	<div>RUBINA</div> <div>Pant. 229C</div> <div>285</div> <div></div>	<div>FRESILLA</div> <div>Pant. 695C</div> <div>273</div> <div></div>
<div>PURPURA</div> <div>Pant. 215C</div> <div>276</div> <div></div>	<div>CICLAMOR</div> <div>Pant. 205C</div> <div>264</div> <div></div>	<div>FUCSIA</div> <div>Pant. 212C</div> <div>267</div> <div></div>	<div>PESCA</div> <div>Pant. 218C</div> <div>275</div> <div></div>

Standard Colors with [S-]
Other fabric cord colors available upon request. Price increase and minimum quantities may apply
Digital: Not all screens are calibrated the same, and therefore, colors will appear differently between screens.
Physical: When texture is involved, there will be variations in color, character and tone within a product series and between product families.
Zaneen Group Inc. © 2024, T 1800-388-3382, F 416-247-9319, www.zaneen.com
Available for International specifications by adding 'INT' at the end of the existing Model #. For assistance on 'custom' specifications, contact zteam@zaneen.com.
In a constant effort to supply the best product, we reserve the right to change specifications or materials without notice. The most recent specification sheets are found at zaneen.com

PROJECT

TYPE

NOTES

QUANTITY

DATE

COMPLETE COLOR FINISH CHART



LEGEND

	floor-mounted		pivotal		special LED (upon request) RGB, RGBW, tunable, gold+, meat+, art+, fashion+
	wall and ceiling: recessed and surface mounted		rotating		warm dim / natural dimming LED
	ceiling-mounted and wall-mounted		illuminate tilted		rechargeable battery powered
	wall-mounted		color of suspension cable		fixture with natural vivid LED (upon request)
	omni-directional light distribution		length of suspension cable		color rendering index
	direct light distribution		reflector degree selection		color temperature
	direct/indirect light distribution		super spot		lumen (luminous flux)
	indirect light distribution		lens		efficacy (lumens per watt)
	asymmetric light distribution		lens pack		Unified Glare Rating (UGR) range from 5-40
	aura light distribution		shine ring		marine grade (AISI 316 stainless steel)
	round wall or ceiling cut-out		integrated shine ring with diffuser		walk on
	square wall or ceiling cut-out		free individual colors 01-29		drive on
	the supplied jig specifies the cutout dimensions		individual colors: 00 (free of charge), 01-25 (extra charge)		Dark Sky Compliance
	minimum distance (meters) lamp - object		luminaire part to be colored (F1)		Americans with Disabilities Act (less than 4" off the wall located between 27"-84" from floor)
	recessed depth		luminaire part to be colored (F2)		lamp protected against explosion
	ceiling thickness in mm		luminaire part to be colored (F3)		blown glass using traditional methods by master glass blower
	ceiling thickness selection		luminaire part to be colored (F4)		acoustic material
	dimmable DP (phase), DV (0-10V), DD (dali), DS (step-dim)		luminaire part to be colored (F5)		protection class I, protection insulation
	included or excluded LED driver/transformer/control gear		color of 3-circuit adaptor		protection class II, protection insulation
	separately switchable		indirect diffuser		ETL Certified to UL and CSA Standards
	sensor		direct diffuser		UL Certified to UL and CSA Standards
	remote control		ball-proof (upon request)		CSA Certified to UL and CSA Standards
	available upon request		accessory		Certified for North American Standards

IP RATING

	protected against ingress of solid bodies greater than 12.5mm (finger)
	protected against ingress of solid bodies greater than 2.5mm protected against sprays of water up to 60 degrees from the vertical (rain)
	protected against ingress of solid bodies greater than 1mm (wire) no protection against the ingress of moisture
	protected against ingress of solid bodies greater than 1mm (wire) protected against sprays of water up to 60 degrees from the vertical (rain)
	protected against ingress of solid bodies greater than 1mm (wire) protected against water splashed from all directions
	protected against limited ingress of dust (wet rooms/covered outdoor areas) protected against water splashed from all directions
	protected against ingress of dust protected against jets of water
	protected against ingress of dust protected against powerful jets of water or heavy seas
	protected against ingress of dust protected against immersion of water between 15cm - 1m for 30 minutes
	protected against ingress of dust protected against immersion of water under pressure for long periods

IK RATING

	protected against 0.14 joules impact (equivalent to 0.25kg mass dropped from 56mm above the surface)
	protected against 0.2 joules impact (equivalent to 0.25kg mass dropped from 80mm above the surface)
	protected against 0.35 joules impact (equivalent to 0.25kg mass dropped from 140mm above the surface)
	protected against 0.5 joules impact (equivalent to 0.25kg mass dropped from 200mm above the surface)
	protected against 0.7 joules impact (equivalent to 0.25kg mass dropped from 280mm above the surface)
	protected against 1 joules impact (equivalent to 0.25kg mass dropped from 400mm above the surface)
	protected against 2 joules impact (equivalent to 0.5kg mass dropped from 400mm above the surface)
	protected against 5 joules impact (equivalent to 1.7kg mass dropped from 300mm above the surface)
	protected against 10 joules impact (equivalent to 5.0kg mass dropped from 200mm above the surface)
	protected against 20 joules impact (equivalent to 5.0kg mass dropped from 400mm above the surface)