

MONACO SURFACE

E9W338-

base number	Color	Finish	Lens
	Temperature	Options	Options

1. To build a product code in our configurator select the specify button on the base model # product page
2. To build a manual product code on this datasheet choose from the options listed below in blue font and add the suffix to the base model #

GENERAL

Series: Monaco
Brand: Platek
Division: Exterior
Mounting Type: Surface
Mounting Location: Wall
Subcategory: Wall Effect

PHYSICAL

Shape: Cylinder
Diameter (mm): 200
Diameter (in): 7 7/8
Height (mm): 425
Height (in): 16 3/4
Extension (mm): 280
Extension (in): 11
Light Distribution: Direct
Weight (kg): 3.5
Weight (lbs): 7.7
Screws: A4 stainless steel
Diffuser: Clear tempered glass
Fixture Finish: BLK / WHI / GRY / COR / ANT / BRZ
Fixture Material: Extruded Aluminum

ELECTRICAL

Lamp Type: LED
Input Wattage (W): 19.4
Total Output Wattage (W): 17.05
Dimming: Non-Dimmable
Driver Included: Yes
Driver Location: Integrated
Driver Type: Constant Current - Universal
Driver Class: Class 2
Input Voltage (V): 120 - 277
Constant Current (MA): 500
Upon Request: Integral: Phase dimming 120Vac / Remote: 0-10Vdc dimming

LED

Number of LEDs: 12
Color Temperature (°K): 3000 / 4000
Max. Delivered Lumen (lm): 1400 - 1600 / 1455 - 1665
Nominal Lumen (lm): 2280 / 2400
CRI: >80 CRI
Lamp Life (hrs): 60000

OPTICAL

Optic®: Single Emission
Beam Angle: 9 / 50

RATINGS AND CERTIFICATIONS

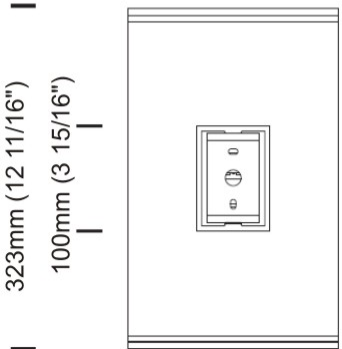
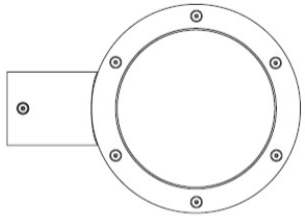
Certified By: Certified for North American Standards
IP rating: IP65
IK Rating: IK10
Bug Rating: B2 U0 G0

PROJECT
TYPE
SPECIFIER
QUANTITY
DATE



280mm (11")

200mm (7 7/8")



PROJECT
TYPE
SPECIFIER
QUANTITY
DATE



MONACO SURFACE

E9W350-

base number      Color      Finish      Lens  
Temperature      Options      Options

- 1.To build a product code in our configurator select the specify button on the base model # product page
- 2. To build a manual product code on this datasheet choose from the options listed below in blue font and add the suffix to the base model #

GENERAL

Series: Monaco  
Brand: Platek  
Division: Exterior  
Mounting Type: Surface  
Mounting Location: Wall  
Subcategory: Wall Effect

PHYSICAL

Shape: Cylinder  
Diameter (mm): 200  
Diameter (in): 7 7/8  
Height (mm): 425  
Height (in): 16 3/4  
Extension (mm): 280  
Extension (in): 11  
Light Distribution: Direct / Indirect  
Weight (kg): 6 / 8  
Weight (lbs): 13.23 / 17.64  
Screws: A4 stainless steel  
Diffuser: Clear tempered glass  
Fixture Finish: BLK / WHI / GRY / COR / ANT / BRZ  
Fixture Material: Extruded Aluminum

ELECTRICAL

Lamp Type: LED  
Input Wattage (W): 19.9 / 19.9  
Dimming: Non-Dimmable  
Driver Included: Yes  
Driver Location: Integrated  
Driver Type: Constant Current - Universal  
Driver Class: Class 2  
Input Voltage (V): 120 - 277  
Constant Current (MA): 500

LED

Number of LEDs: 24  
Color Temperature (°K): 3000 / 4000  
Max. Delivered Lumen (lm): 2800 - 3200 / 2910 - 3330  
Nominal Lumen (lm): 4560 / 4800  
CRI: >80 CRI  
Lamp Life (hrs): 60000

OPTICAL

Optic°: Double Emission  
Beam Angle: 9 / 50 / 9/45

RATINGS AND CERTIFICATIONS

Certified By: Certified for North American Standards  
IP rating: IP65  
IK Rating: IK10  
Bug Rating: B2 U5 G0

PROJECT \_\_\_\_\_

TYPE \_\_\_\_\_

SPECIFIER \_\_\_\_\_

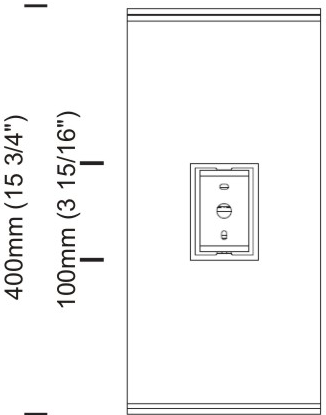
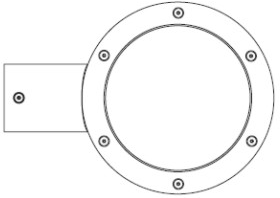
QUANTITY \_\_\_\_\_

DATE \_\_\_\_\_

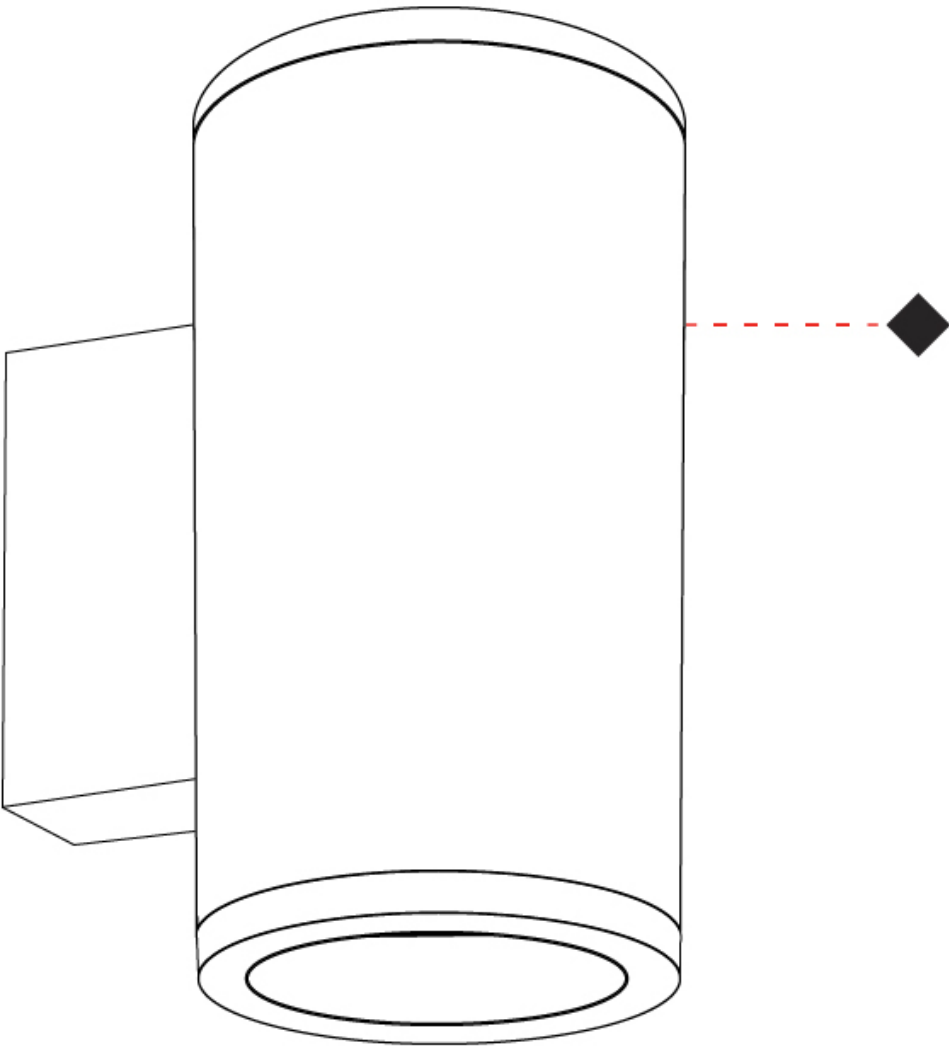


| 280mm (11") |

| 200mm (7 7/8") |



PROJECT
TYPE
SPECIFIER
QUANTITY
DATE



PROJECT
TYPE
SPECIFIER
QUANTITY
DATE

Fixture Finish



**Digital:** Not all screens are calibrated the same, and therefore, colors will appear differently between screens.  
**Physical:** When texture is involved, there will be variations in color, character and tone within a product series and between product families.



### LEGEND

	floor-mounted		pivotal		special LED (upon request) RGB, RGBW, tunable, gold+, meat+, art+, fashion+
	wall and ceiling: recessed and surface mounted		rotating		warm dim / natural dimming LED
	ceiling-mounted and wall-mounted		illuminate tilted		rechargeable battery powered
	wall-mounted		color of suspension cable		fixture with natural vivid LED (upon request)
	omni-directional light distribution		length of suspension cable		color rendering index
	direct light distribution		reflector degree selection		color temperature
	direct/indirect light distribution		super spot		lumen (luminous flux)
	indirect light distribution		lens		efficacy (lumens per watt)
	asymmetric light distribution		lens pack		Unified Glare Rating (UGR) range from 5-40
	aura light distribution		shine ring		marine grade (AISI 316 stainless steel)
	round wall or ceiling cut-out		integrated shine ring with diffuser		walk on
	square wall or ceiling cut-out		free individual colors 01-29		drive on
	the supplied jig specifies the cutout dimensions		individual colors: 00 (free of charge), 01-25 (extra charge)		Dark Sky Compliance
	minimum distance (meters) lamp - object		luminaire part to be colored (F1)		Americans with Disabilities Act (less than 4" off the wall located between 27"-84" from floor)
	recessed depth		luminaire part to be colored (F2)		lamp protected against explosion
	ceiling thickness in mm		luminaire part to be colored (F3)		blown glass using traditional methods by master glass blower
	ceiling thickness selection		luminaire part to be colored (F4)		acoustic material
	dimmable DP (phase), DV (0-10V), DD (dali), DS (step-dim)		luminaire part to be colored (F5)		protection class I, protection insulation
	included or excluded LED driver/transformer/control gear		color of 3-circuit adaptor		protection class II, protection insulation
	separately switchable		indirect diffuser		ETL Certified to UL and CSA Standards
	sensor		direct diffuser		UL Certified to UL and CSA Standards
	remote control		ball-proof (upon request)		CSA Certified to UL and CSA Standards
	available upon request		accessory		Certified for North American Standards

### IP RATING

	protected against ingress of solid bodies greater than 12.5mm (finger)
	protected against ingress of solid bodies greater than 2.5mm protected against sprays of water up to 60 degrees from the vertical (rain)
	protected against ingress of solid bodies greater than 1mm (wire) no protection against the ingress of moisture
	protected against ingress of solid bodies greater than 1mm (wire) protected against sprays of water up to 60 degrees from the vertical (rain)
	protected against ingress of solid bodies greater than 1mm (wire) protected against water splashed from all directions
	protected against limited ingress of dust (wet rooms/covered outdoor areas) protected against water splashed from all directions
	protected against ingress of dust protected against jets of water
	protected against ingress of dust protected against powerful jets of water or heavy seas
	protected against ingress of dust protected against immersion of water between 15cm - 1m for 30 minutes
	protected against ingress of dust protected against immersion of water under pressure for long periods

### IK RATING

	protected against 0.14 joules impact (equivalent to 0.25kg mass dropped from 56mm above the surface)
	protected against 0.2 joules impact (equivalent to 0.25kg mass dropped from 80mm above the surface)
	protected against 0.35 joules impact (equivalent to 0.25kg mass dropped from 140mm above the surface)
	protected against 0.5 joules impact (equivalent to 0.25kg mass dropped from 200mm above the surface)
	protected against 0.7 joules impact (equivalent to 0.25kg mass dropped from 280mm above the surface)
	protected against 1 joules impact (equivalent to 0.25kg mass dropped from 400mm above the surface)
	protected against 2 joules impact (equivalent to 0.5kg mass dropped from 400mm above the surface)
	protected against 5 joules impact (equivalent to 1.7kg mass dropped from 300mm above the surface)
	protected against 10 joules impact (equivalent to 5.0kg mass dropped from 200mm above the surface)
	protected against 20 joules impact (equivalent to 5.0kg mass dropped from 400mm above the surface)