

|           |  |
|-----------|--|
| PROJECT   |  |
| TYPE      |  |
| SPECIFIER |  |
| QUANTITY  |  |
| DATE      |  |

## PIT - MONOPOINT SUSPENSION

### D141180-

base number      Finish Options      -      Finish Options

- To build a product code in our configurator select the specify button on the base model # product page
- To build a manual product code on this datasheet choose from the options listed below in blue font and add the suffix to the base model #

#### GENERAL

Series: Pit  
 Subseries: Pit - Monopoint  
 Brand: Cangini & Tucci  
 Division: Design  
 Mounting Type: Suspension  
 Mounting Location: Ceiling  
 Subcategory: Pendant

#### PHYSICAL

Shape: Sphere  
 Diameter (mm): 220  
 Diameter (in): 8 11/16  
 Height (mm): 220  
 Height (in): 8 11/16  
 Max. Overall Height (mm): 2220  
 Max. Overall Height (in): 87 3/8  
 Light Distribution: Omnidirectional  
 Weight (kg): 0.750  
 Weight (lbs): 1.65  
 Fixture Finish: [AMB / GRN / PNK / RUB / SKB / SMK / TOB / TRA](#)  
 Holder Finish: CHR / WHI / BLK / BCR  
 Fixture Material: Glass / Metal  
 Cable Details: 2000mm / 78 3/4" - Transparent Cable  
 Upon Request: On Demand Holder Finishes - Satin Gold, Satin Bronze or Satin Black Nickel

#### ELECTRICAL

Lamp Type: LED  
 Input Wattage (W): 7.8  
 Total Output Wattage (W): 6  
 Dimming: Non-Dimmable  
 Driver Included: Yes  
 Driver Location: Integrated  
 Input Voltage (V): 120  
 Constant Current (MA): 500mA  
 Upon Request: Phase Dimming (120Vac only) / 0-10V Dimming

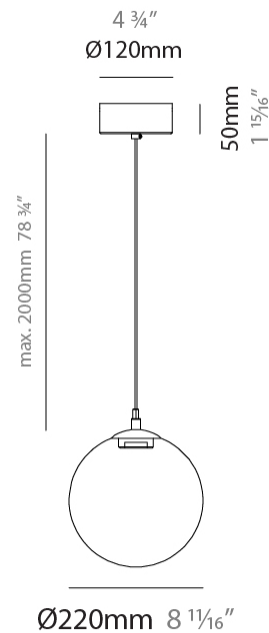
#### LED

Color Temperature (°K): 3000  
 Max. Delivered Lumen (lm): 864  
 Nominal Lumen (lm): 886  
 CRI: >90 CRI

#### OPTICAL

#### RATINGS AND CERTIFICATIONS

Certified By: Certified for North American Standards  
 IP rating: IP20



## PIT - MONOPOINT SUSPENSION

D141180-

PROJECT

TYPE

SPECIFIER

QUANTITY

DATE



D

|           |       |
|-----------|-------|
| PROJECT   | _____ |
| TYPE      | _____ |
| SPECIFIER | _____ |
| QUANTITY  | _____ |
| DATE      | _____ |

## PIT - 3 LIGHT LINEAR SUSPENSION

### D141214-

|             |                |                |
|-------------|----------------|----------------|
| base number | Finish Options | Finish Options |
|-------------|----------------|----------------|

- To build a product code in our configurator select the specify button on the base model # product page
- To build a manual product code on this datasheet choose from the options listed below in blue font and add the suffix to the base model #

#### GENERAL

|                                 |
|---------------------------------|
| Series: Pit                     |
| Subseries: Pit - 3 Light Linear |
| Brand: Cangini & Tucci          |
| Division: Design                |
| Mounting Type: Suspension       |
| Mounting Location: Ceiling      |
| Subcategory: Pendant            |

#### PHYSICAL

|  |
|--|
| Shape: Sphere  |
| Diameter (mm): 220   |
| Diameter (in): 8 11/16   |
| Length (mm): 1200  |
| Height (mm): 220   |
| Height (in): 8 11/16   |
| Max. Overall Height (mm): 2220   |
| Max. Overall Height (in): 87 9/16  |
| Light Distribution: Omnidirectional  |
| Weight (kg): 3.500   |
| Weight (lbs): 7.72   |
| Fixture Finish: <a href="#">AMB / GRN / PNK / RUB / SKB / SMK / TOB / TRA</a>            |
| Holder Finish: PSS   |
| Accent Finish: <a href="#">CHR / MWH / MBK / BCR</a>                                     |
| Fixture Material: Glass / Metal  |
| Cable Details: 2000mm / 78 3/4" - Transparent Cable                                      |
| Upon Request: On Demand Holder Finishes - Satin Gold, Satin Bronze or Satin Black Nickel |

#### ELECTRICAL

|   |
|---|
| Lamp Type: LED  |
| Input Wattage (W): 23.4                                   |
| Total Output Wattage (W): 18                              |
| Dimming: Non-Dimmable                                     |
| Driver Included: Yes                                      |
| Driver Location: Integrated                               |
| Input Voltage (V): 120                                    |
| Constant Current (MA): 500mA                              |
| Upon Request: Phase Dimming (120Vac only) / 0-10V Dimming |

#### LED

|                                 |
|---------------------------------|
| Color Temperature (°K): 3000    |
| Max. Delivered Lumen (lm): 2598 |
| CRI: >90 CRI                    |

#### OPTICAL

#### RATINGS AND CERTIFICATIONS

|  |
|--|
| Certified By: Certified for North American Standards |
| IP rating: IP20                                      |



## PIT - 3 LIGHT LINEAR SUSPENSION

D141214-

|           |       |
|-----------|-------|
| PROJECT   | _____ |
| TYPE      | _____ |
| SPECIFIER | _____ |
| QUANTITY  | _____ |
| DATE      | _____ |



D

|           |       |
|-----------|-------|
| PROJECT   | _____ |
| TYPE      | _____ |
| SPECIFIER | _____ |
| QUANTITY  | _____ |
| DATE      | _____ |

## PIT PORTABLE

### D144036-

|             |             |         |         |
|-------------|-------------|---------|---------|
| base number | Color       | Finish  | Finish  |
|             | Temperature | Options | Options |

- To build a product code in our configurator select the specify button on the base model # product page
- To build a manual product code on this datasheet choose from the options listed below in blue font and add the suffix to the base model #

#### GENERAL

|                          |
|--------------------------|
| Series: Pit              |
| Brand: Cangiini & Tucci  |
| Division: Design         |
| Mounting Type: Portable  |
| Mounting Location: Table |
| Subcategory: Table       |

#### PHYSICAL

|   |
|---|
| Shape: Sphere   |
| Diameter (mm): 220  |
| Diameter (in): 8 11/16  |
| Height (mm): 500  |
| Height (in): 19 11/16   |
| Light Distribution: Omnidirectional   |
| Weight (kg): 1.8  |
| Fixture Finish: <a href="#">AMB</a> / <a href="#">GRN</a> / <a href="#">PNK</a> / <a href="#">RUB</a> / <a href="#">SKB</a> / <a href="#">SMK</a> / <a href="#">TOB</a> / <a href="#">TRA</a> |
| Holder Finish: <a href="#">SGD</a> / <a href="#">SRG</a> / <a href="#">SBN</a>  |
| Fixture Material: Glass / Metal   |
| Cable Details: 2000mm / 78 3/4" - Transparent Cable   |

#### ELECTRICAL

|   |
|---|
| Lamp Type: LED                            |
| Input Wattage (W): 6                      |
| Dimming: Non-Dimmable                     |
| Driver Included: Yes                      |
| Driver Location: Integrated               |
| Driver Type: Constant Current - Universal |
| Driver Class: Class 2                     |
| Input Voltage (V): 120 - 277              |
| Constant Current (MA): 500                |

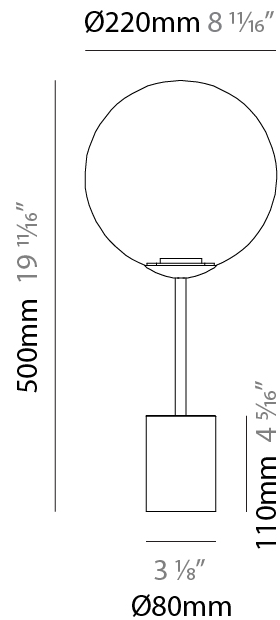
#### LED

|   |
|---|
| Color Temperature (°K): <a href="#">2700</a> / <a href="#">3000</a> |
| Max. Delivered Lumen (lm): 144                                      |
| Nominal Lumen (lm): 866   |
| CRI: >90 CRI  |
| Lamp Life (hrs): 50000  |

#### OPTICAL

#### RATINGS AND CERTIFICATIONS

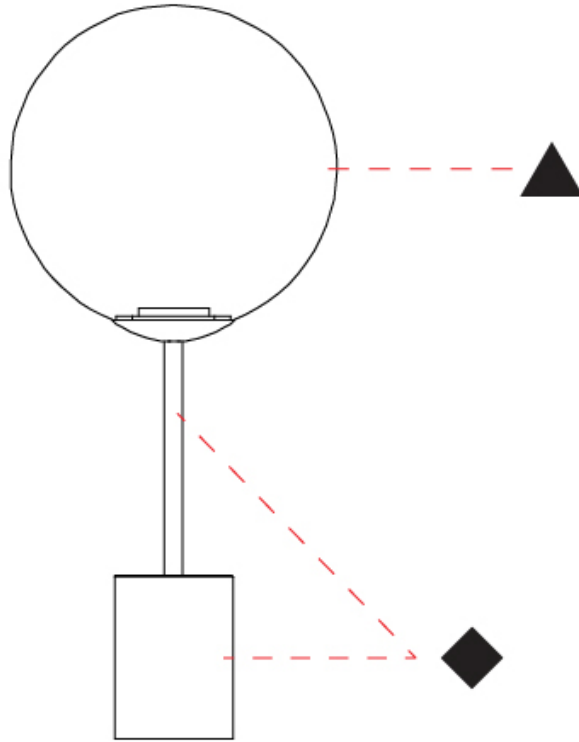
|  |
|--|
| Certified By: Certified for North American Standards |
| IP rating: IP20                                      |



## PIT PORTABLE

D144036-

|           |       |
|-----------|-------|
| PROJECT   | _____ |
| TYPE      | _____ |
| SPECIFIER | _____ |
| QUANTITY  | _____ |
| DATE      | _____ |



D

## PIT COLOR FINISH CHART

PROJECT \_\_\_\_\_  
TYPE \_\_\_\_\_  
SPECIFIER \_\_\_\_\_  
QUANTITY \_\_\_\_\_  
DATE \_\_\_\_\_

### Fixture Finish

Amber - AMB



Green - GRN



Pink - PNK



Ruby - RUB



Sky Blue - SKB



Smoke - SMK



Tobacco - TOB



Transparent - TRA




### Holder Finish


Chrome - CHR



White - WHI



Black - BLK



Brushed Chrome - BCR



Polished Stainless Steel - PSS




Satin Gold - SGD



Satin Rose Gold - SRG



Satin Black Nickel - SBN



## PIT - MONOPOINT, PIT - 3 LIGHT LINEAR SUSPENSION, PORTABLE COLOR FINISH CHART

### Accent Finish


Chrome - CHR



Matte White - MWH



Matte Black - MBK



Brushed Chrome - BCR



**Digital:** Not all screens are calibrated the same, and therefore, colors will appear differently between screens.

**Physical:** When texture is involved, there will be variations in color, character and tone within a product series and between product families.





### LEGEND

|  |   |   |  |   |  |
|--|---|---|--|---|--|
|    | floor-mounted   |    | pivotal  |    | special LED (upon request) RGB, RGBW, tunable, gold+, meat+, art+, fashion+                    |
|    | wall and ceiling: recessed and surface mounted            |    | rotating   |    | warm dim / natural dimming LED   |
|    | ceiling-mounted and wall-mounted                          |    | illuminate tilted  |    | rechargeable battery powered   |
|    | wall-mounted  |    | color of suspension cable                                    |    | fixture with natural vivid LED (upon request)  |
|    | omni-directional light distribution                       |    | length of suspension cable                                   |    | color rendering index  |
|    | direct light distribution                                 |    | reflector degree selection                                   |    | color temperature  |
|    | direct/indirect light distribution                        |    | super spot   |    | lumen (luminous flux)  |
|    | indirect light distribution                               |    | lens   |    | efficacy (lumens per watt)   |
|    | asymmetric light distribution                             |    | lens pack  |    | Unified Glare Rating (UGR) range from 5-40   |
|    | aura light distribution                                   |    | shine ring   |    | marine grade (AISI 316 stainless steel)  |
|    | round wall or ceiling cut-out                             |    | integrated shine ring with diffuser                          |    | walk on  |
|    | square wall or ceiling cut-out                            |    | free individual colors 01-29                                 |    | drive on   |
|    | the supplied jig specifies the cutout dimensions          |    | individual colors: 00 (free of charge), 01-25 (extra charge) |    | Dark Sky Compliance  |
|    | minimum distance (meters) lamp - object                   |    | luminaire part to be colored (F1)                            |    | Americans with Disabilities Act (less than 4" off the wall located between 27"-84" from floor) |
|    | recessed depth  |    | luminaire part to be colored (F2)                            |    | lamp protected against explosion   |
|   | ceiling thickness in mm                                   |   | luminaire part to be colored (F3)                            |   | blown glass using traditional methods by master glass blower                                   |
|  | ceiling thickness selection                               |  | luminaire part to be colored (F4)                            |  | acoustic material  |
|  | dimmable DP (phase), DV (0-10V), DD (dali), DS (step-dim) |  | luminaire part to be colored (F5)                            |  | protection class I, protection insulation  |
|  | included or excluded LED driver/transformer/control gear  |  | color of 3-circuit adaptor                                   |  | protection class II, protection insulation   |
|  | separately switchable                                     |  | indirect diffuser  |  | ETL Certified to UL and CSA Standards  |
|  | sensor  |  | direct diffuser  |  | UL Certified to UL and CSA Standards   |
|  | remote control  |  | ball-proof (upon request)                                    |  | CSA Certified to UL and CSA Standards  |
|  | available upon request                                    |  | accessory  |  | Certified for North American Standards   |

### IP RATING

|   |  |
|---|--|
|  | protected against ingress of solid bodies greater than 12.5mm (finger)   |
|  | protected against ingress of solid bodies greater than 2.5mm<br>protected against sprays of water up to 60 degrees from the vertical (rain)      |
|  | protected against ingress of solid bodies greater than 1mm (wire)<br>no protection against the ingress of moisture                               |
|  | protected against ingress of solid bodies greater than 1mm (wire)<br>protected against sprays of water up to 60 degrees from the vertical (rain) |
|  | protected against ingress of solid bodies greater than 1mm (wire)<br>protected against water splashed from all directions                        |
|  | protected against limited ingress of dust (wet rooms/covered outdoor areas)<br>protected against water splashed from all directions              |
|  | protected against ingress of dust<br>protected against jets of water   |
|  | protected against ingress of dust<br>protected against powerful jets of water or heavy seas  |
|  | protected against ingress of dust<br>protected against immersion of water between 15cm - 1m for 30 minutes                                       |
|  | protected against ingress of dust<br>protected against immersion of water under pressure for long periods  |

### IK RATING

|   |   |
|---|---|
|  | protected against 0.14 joules impact (equivalent to 0.25kg mass dropped from 56mm above the surface)  |
|  | protected against 0.2 joules impact (equivalent to 0.25kg mass dropped from 80mm above the surface)   |
|  | protected against 0.35 joules impact (equivalent to 0.25kg mass dropped from 140mm above the surface) |
|  | protected against 0.5 joules impact (equivalent to 0.25kg mass dropped from 200mm above the surface)  |
|  | protected against 0.7 joules impact (equivalent to 0.25kg mass dropped from 280mm above the surface)  |
|  | protected against 1 joules impact (equivalent to 0.25kg mass dropped from 400mm above the surface)    |
|  | protected against 2 joules impact (equivalent to 0.5kg mass dropped from 400mm above the surface)     |
|  | protected against 5 joules impact (equivalent to 1.7kg mass dropped from 300mm above the surface)     |
|  | protected against 10 joules impact (equivalent to 5.0kg mass dropped from 200mm above the surface)    |
|  | protected against 20 joules impact (equivalent to 5.0kg mass dropped from 400mm above the surface)    |