

POT SUSPENSION

D111023-

base number Finish Options

- 1.To build a product code in our configurator select the specify button on the base model # product page
2. To build a manual product code on this datasheet choose from the options listed below in blue font and add the suffix to the base model #

GENERAL

Series: Pot

Brand: Ole

Division: Design

Mounting Type: Suspension

Mounting Location: Ceiling

Subcategory: Pendant

PHYSICAL

Shape: Dome

Diameter (mm): 160

Diameter (in): 6 5/16

Height (mm): 140

Height (in): 5 1/2

Max. Overall Height (mm): 1340

Max. Overall Height (in): 52 3/4

Light Distribution: Direct

Weight (kg): 1

Weight (lbs): 2.2

Diffuser: Acrylic - Satin

Fixture Finish: WHI / MBK / BEI / OGR / MSA / SCO / MWH

Fixture Material: Metal

Cable Details: 1200mm Cable

ELECTRICAL

Number of Lamps: 1

Lamp Type: LED Retrofit

Lamp Shape: A15

Bulb Included: Bulb Not Included

Max. Wattage Per Lamp (W): 5

Lamp Base: E26

Input Voltage (V): 120

Upon Request: 277Vac / GU24

LED

OPTICAL

RATINGS AND CERTIFICATIONS

Certified By: Certified for North American Standards

IP rating: IP20

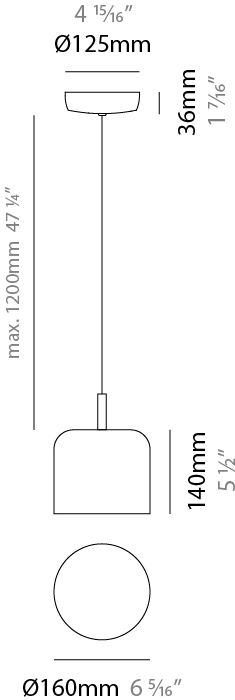
PROJECT

TYPE

SPECIFIER

QUANTITY

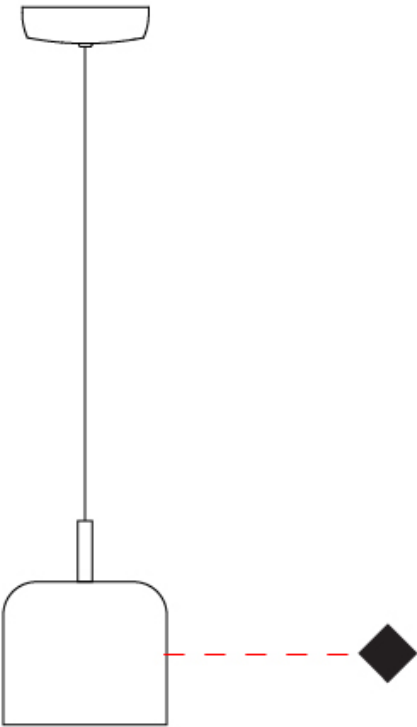
DATE



POT SUSPENSION

D111023-

PROJECT
TYPE
SPECIFIER
QUANTITY
DATE



POT SUSPENSION

D111024-

base number Finish Options

- 1.To build a product code in our configurator select the specify button on the base model # product page
- 2. To build a manual product code on this datasheet choose from the options listed below in blue font and add the suffix to the base model #

GENERAL

Series: Pot  
Brand: Ole  
Division: Design  
Mounting Type: Suspension  
Mounting Location: Ceiling  
Subcategory: Pendant

PHYSICAL

Shape: Dome  
Diameter (mm): 260  
Diameter (in): 10 1/4  
Height (mm): 140  
Height (in): 5 1/2  
Max. Overall Height (mm): 1340  
Max. Overall Height (in): 52 3/4  
Light Distribution: Direct  
Weight (kg): 1.2  
Weight (lbs): 2.6  
Diffuser: Acrylic - Satin  
Fixture Finish: WHI / MBK / BEI / OGR / MSA / SCO / MWH  
Fixture Material: Metal  
Cable Details: 1200mm Cable

ELECTRICAL

Number of Lamps: 2  
Lamp Type: LED Retrofit  
Lamp Shape: A19  
Bulb Included: Bulb Not Included  
Max. Wattage Per Lamp (W): 5  
Lamp Base: E26  
Input Voltage (V): 120  
Upon Request: 277Vac / GU24

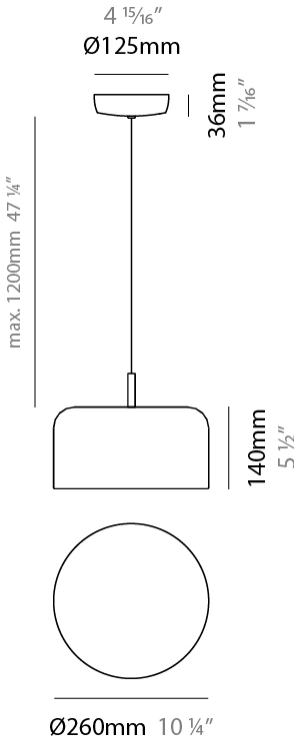
LED

OPTICAL

RATINGS AND CERTIFICATIONS

Certified By: Certified for North American Standards  
IP rating: IP20

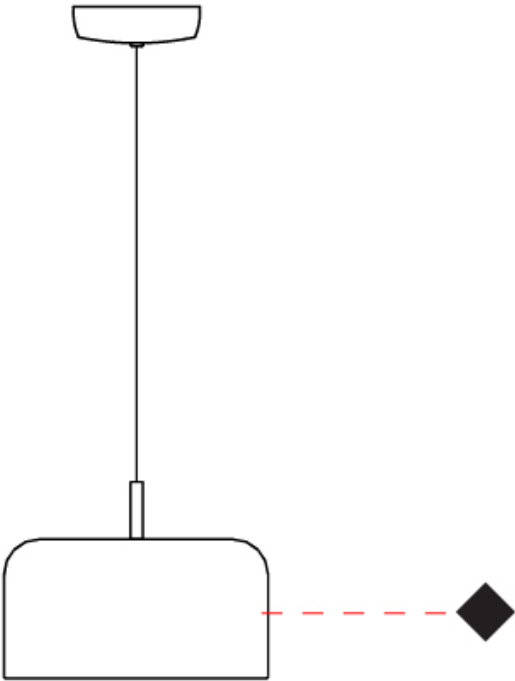
PROJECT
TYPE
SPECIFIER
QUANTITY
DATE



POT SUSPENSION

D111024-

PROJECT
TYPE
SPECIFIER
QUANTITY
DATE



POT SUSPENSION

D111025-

base number Finish Options

- 1.To build a product code in our configurator select the specify button on the base model # product page
- 2. To build a manual product code on this datasheet choose from the options listed below in blue font and add the suffix to the base model #

GENERAL

Series: Pot  
Brand: Ole  
Division: Design  
Mounting Type: Suspension  
Mounting Location: Ceiling  
Subcategory: Pendant

PHYSICAL

Shape: Dome  
Diameter (mm): 310  
Diameter (in): 12 3/16  
Height (mm): 120  
Height (in): 4 3/4  
Max. Overall Height (mm): 1320  
Max. Overall Height (in): 51 15/16  
Light Distribution: Direct  
Weight (kg): 1.2  
Weight (lbs): 2.6  
Diffuser: Acrylic - Satin  
Fixture Finish: WHI / MBK / BEI / OGR / MSA / SCO / MWH  
Fixture Material: Metal  
Cable Details: 1200mm Cable

ELECTRICAL

Number of Lamps: 2  
Lamp Type: LED Retrofit  
Lamp Shape: A19  
Bulb Included: Bulb Not Included  
Max. Wattage Per Lamp (W): 5  
Lamp Base: E26  
Input Voltage (V): 120  
Upon Request: 277Vac / GU24

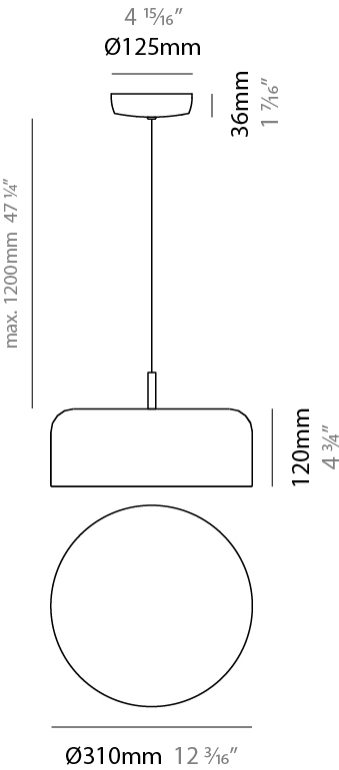
LED

OPTICAL

RATINGS AND CERTIFICATIONS

Certified By: Certified for North American Standards  
IP rating: IP20

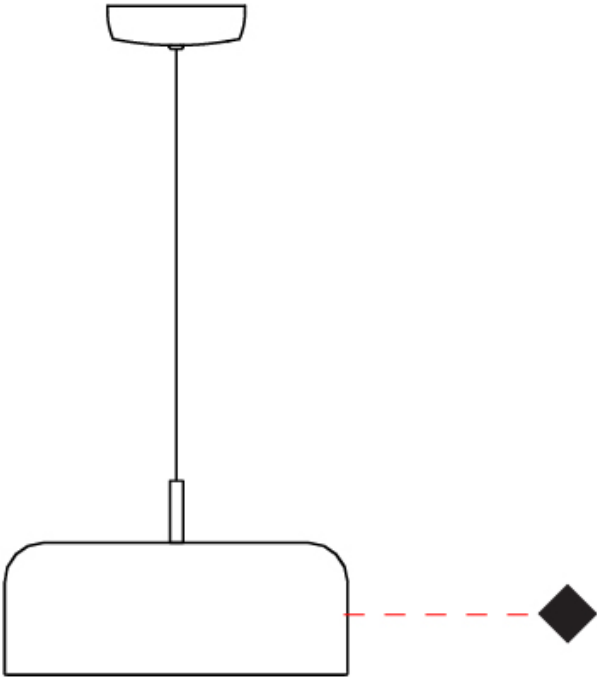
PROJECT
TYPE
SPECIFIER
QUANTITY
DATE



POT SUSPENSION

D111025-

PROJECT
TYPE
SPECIFIER
QUANTITY
DATE



POT SUSPENSION

D111026-

base number Finish Options

- 1. To build a product code in our configurator select the specify button on the base model # product page
- 2. To build a manual product code on this datasheet choose from the options listed below in blue font and add the suffix to the base model #

GENERAL

Series: Pot  
Brand: Ole  
Division: Design  
Mounting Type: Suspension  
Mounting Location: Ceiling  
Subcategory: Pendant

PHYSICAL

Shape: Dome  
Length (mm): 400  
Length (in): 15 3/4  
Width (mm): 340  
Width (in): 13 3/8  
Height (mm): 140  
Height (in): 5 1/2  
Max. Overall Height (mm): 1340  
Max. Overall Height (in): 52 3/4  
Light Distribution: Direct  
Weight (kg): 3.2  
Weight (lbs): 7  
Diffuser: Acrylic - Satin  
Fixture Finish: WHI / MBK / BEI / OGR / MSA / SCO / MWH  
Fixture Material: Metal  
Cable Details: 1200mm Cable

ELECTRICAL

Number of Lamps: 3  
Lamp Type: LED Retrofit  
Lamp Shape: A15  
Bulb Included: Bulb Not Included  
Max. Wattage Per Lamp (W): 5  
Lamp Base: E26  
Input Voltage (V): 120  
Upon Request: 277Vac / GU24

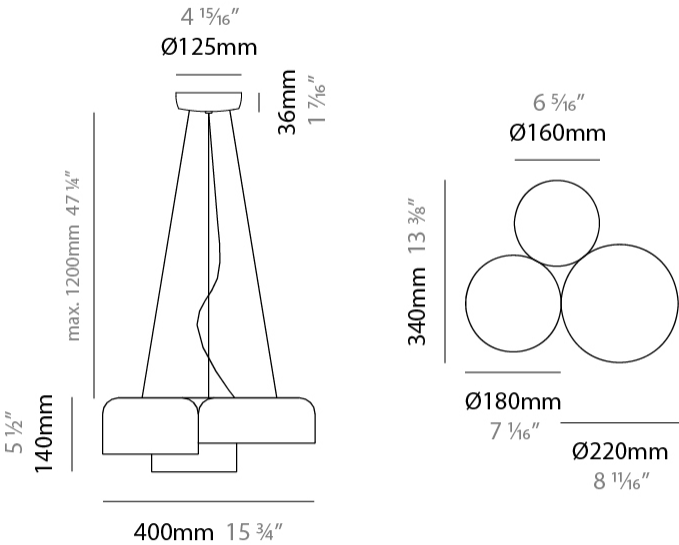
LED

OPTICAL

RATINGS AND CERTIFICATIONS

Certified By: Certified for North American Standards  
IP rating: IP20

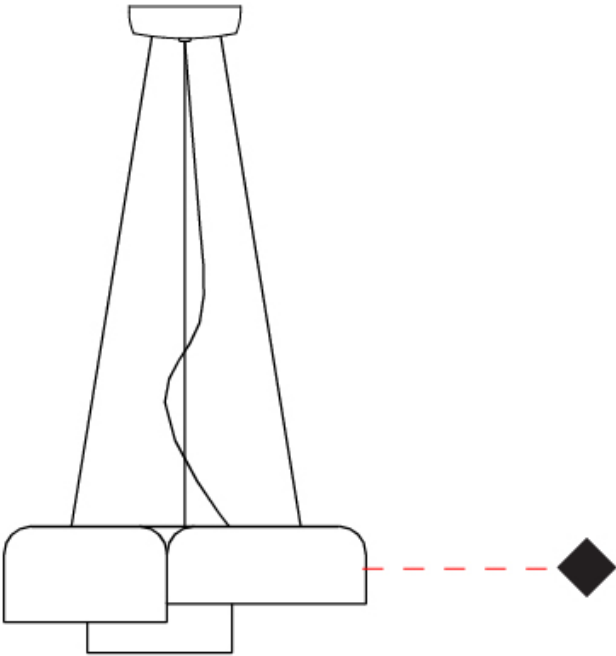
PROJECT  
TYPE  
SPECIFIER  
QUANTITY  
DATE



POT SUSPENSION

D111026-

PROJECT
TYPE
SPECIFIER
QUANTITY
DATE





POT SUSPENSION

D111027-

base number Finish Options

- 1.To build a product code in our configurator select the specify button on the base model # product page
- 2. To build a manual product code on this datasheet choose from the options listed below in blue font and add the suffix to the base model #

GENERAL

Series: Pot  
Brand: Ole  
Division: Design  
Mounting Type: Suspension  
Mounting Location: Ceiling  
Subcategory: Pendant

PHYSICAL

Shape: Dome  
Length (mm): 570  
Length (in): 22 7/16  
Width (mm): 500  
Width (in): 19 11/16  
Height (mm): 140  
Height (in): 5 1/2  
Max. Overall Height (mm): 1340  
Max. Overall Height (in): 52 3/4  
Light Distribution: Direct  
Weight (kg): 4  
Weight (lbs): 8.8  
Diffuser: Acrylic - Satin  
Fixture Finish: WHI / MBK / BEI / OGR / MSA / SCO / MWH  
Fixture Material: Metal  
Cable Details: 1200mm Cable

ELECTRICAL

Number of Lamps: 5  
Lamp Type: LED Retrofit  
Lamp Shape: A19  
Bulb Included: Bulb Not Included  
Max. Wattage Per Lamp (W): 5  
Lamp Base: E26  
Input Voltage (V): 120  
Upon Request: 277Vac / GU24

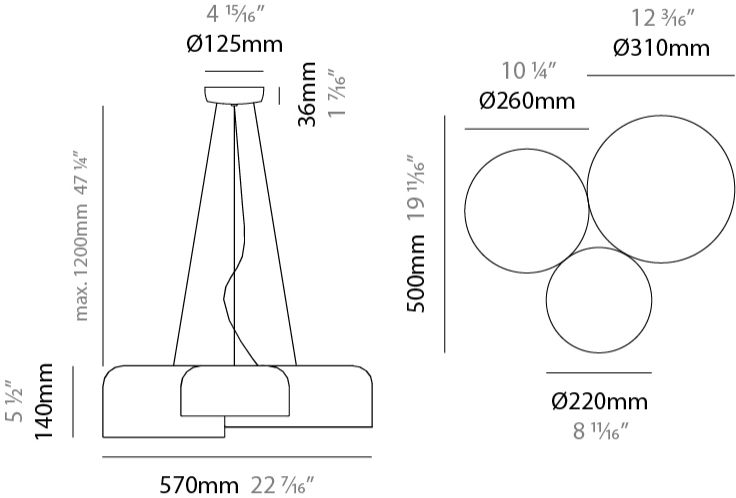
LED

OPTICAL

RATINGS AND CERTIFICATIONS

Certified By: Certified for North American Standards  
IP rating: IP20

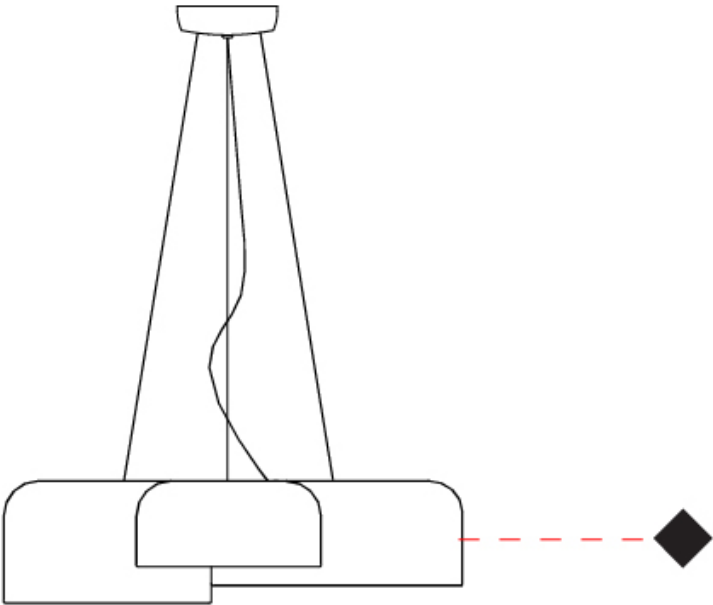
PROJECT  
TYPE  
SPECIFIER  
QUANTITY  
DATE



POT SUSPENSION



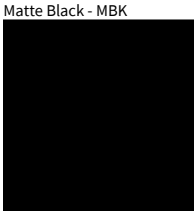

D111027-

PROJECT
TYPE
SPECIFIER
QUANTITY
DATE



PROJECT
TYPE
SPECIFIER
QUANTITY
DATE

Fixture Finish



**Digital:** Not all screens are calibrated the same, and therefore, colors will appear differently between screens.  
**Physical:** When texture is involved, there will be variations in color, character and tone within a product series and between product families.



## COMPLETE COLOR FINISH CHART

CRYSTAL  
Pant. GLASS 75



S- WHITE- WHI  
Pant. WHITE 71



NIEBLA  
Pant. 427C 127



ENEA  
Pant. 428C 1108



PLOMO  
Pant. 42C 124



DELHIN  
Pant. 430C 126



S- GRAY- GRY  
Pant. 10C 120



TUNEL  
Pant. BLACK 7C 169



S- BLACK- BLK  
Pant. BLACK C 211



VULCANO  
Pant. 438C 1411



OPALE  
Pant. 402 1442



ALUMINIO  
Pant. 7537C 113



ALPACA  
Pant. 429C 1401



S- SILVER  
Pant. 7C 129



S- LITIO\*  
Pant. 5425C 2621



ORO  
Pant. 872C 16



DORADO  
Pant. 871C 1106



GOLDEN  
Pant. 7403C 7



PAJA  
Pant. 149C 91



NECTAR  
Pant. 137C 1871



LAVA  
Pant. 151C 1334



CALABAZA  
Pant. 158C 84



NARANJA  
Pant. 164C 87



CRUDO  
Pant. 7401C 170



Standard Colors with [S-]

UV outdoor treatment for colors with [\*]

For non-standard color finishes there is a minimum quantity required or additional cost applied, and an extended lead time. Avoid the additional cost by exceeding the minimum quantity.

**Digital:** Not all screens are calibrated the same, and therefore, colors will appear differently between screens.

**Physical:** When texture is involved, there will be variations in color, character and tone within a product series and between product families.

Zaneen Group Inc. © 2021, T 1800-388-3382, F 416-247-9319, [www.zaneen.com](http://www.zaneen.com)

Available for International specifications by adding 'INT' at the end of the existing Model #. For assistance on 'custom' specifications, contact [zteam@zaneen.com](mailto:zteam@zaneen.com).

In a constant effort to supply the best product, we reserve the right to change specifications or materials without notice. The most recent specification sheets are found at [zaneen.com](http://zaneen.com)

## COMPLETE COLOR FINISH CHART

CINABRIO  
Pant. 173C 226



ROJO  
Pant. 186C 241



S- RED  
Pant. 185C 245



SATAN  
Pant. 207C 19



S- MAROON  
Pant. 1955C 224



CLARETE  
Pant. 209C 240



OPORTO  
Pant. 195C 237



BURDEOS  
Pant. 188C 163



COÑAC  
Pant. BLACK C 255



CAMELLO  
Pant. 731C 161



CUREO  
Pant. 7531C 161



CASTOR  
Pant. 7530C 167



ARENA  
Pant. 465C 151



S- STONE\*  
Pant. 7528C 1196



ASTRACAN  
Pant. 7529C 101



TORTOLA  
Pant. 8021C 207



AZULINA  
Pant. 291C 56



BLAU  
Pant. 2905C 97




BLAVINA  
Pant. 2915C 59



AZUL ELECTRICO  
Pant. 2945 49



AZUL ROYAL  
Pant. 288C 1075



MEDAS  
Pant. 295C 24



OCEANO  
Pant. 294C 67



TEJANO  
Pant. 3015C 55



Standard Colors with [S-]

UV outdoor treatment for colors with [\*]

For non-standard color finishes there is a minimum quantity required or additional cost applied, and an extended lead time. Avoid the additional cost by exceeding the minimum quantity.

**Digital:** Not all screens are calibrated the same, and therefore, colors will appear differently between screens.






**Physical:** When texture is involved, there will be variations in color, character and tone within a product series and between product families.

Zaneen Group Inc. © 2021, T 1800-388-3382, F 416-247-9319, [www.zaneen.com](http://www.zaneen.com)

Available for International specifications by adding 'INT' at the end of the existing Model #. For assistance on 'custom' specifications, contact [zteam@zaneen.com](mailto:zteam@zaneen.com).

In a constant effort to supply the best product, we reserve the right to change specifications or materials without notice. The most recent specification sheets are found at [zaneen.com](http://zaneen.com)

## COMPLETE COLOR FINISH CHART



Standard Colors with [S-]

UV outdoor treatment for colors with [\*]

For non-standard color finishes there is a minimum quantity required or additional cost applied, and an extended lead time. Avoid the additional cost by exceeding the minimum quantity.

**Digital:** Not all screens are calibrated the same, and therefore, colors will appear differently between screens.

**Physical:** When texture is involved, there will be variations in color, character and tone within a product series and between product families.






Zaneen Group Inc. © 2021, T 1800-388-3382, F 416-247-9319, [www.zaneen.com](http://www.zaneen.com)

Available for International specifications by adding 'INT' at the end of the existing Model #. For assistance on 'custom' specifications, contact [zteam@zaneen.com](mailto:zteam@zaneen.com).

In a constant effort to supply the best product, we reserve the right to change specifications or materials without notice. The most recent specification sheets are found at [zaneen.com](http://zaneen.com)



## COMPLETE COLOR FINISH CHART



Standard Colors with [S-]

UV outdoor treatment for colors with [\*]

For non-standard color finishes there is a minimum quantity required or additional cost applied, and an extended lead time. Avoid the additional cost by exceeding the minimum quantity.

**Digital:** Not all screens are calibrated the same, and therefore, colors will appear differently between screens.

**Physical:** When texture is involved, there will be variations in color, character and tone within a product series and between product families.

Zaneen Group Inc. © 2021, T 1800-388-3382, F 416-247-9319, [www.zaneen.com](http://www.zaneen.com)

Available for International specifications by adding 'INT' at the end of the existing Model #. For assistance on 'custom' specifications, contact [zteam@zaneen.com](mailto:zteam@zaneen.com).

In a constant effort to supply the best product, we reserve the right to change specifications or materials without notice. The most recent specification sheets are found at [zaneen.com](http://zaneen.com)

## COMPLETE COLOR FINISH CHART

S- MUSTARD  
Pant. 1245C 168




LIMON  
Pant. 100C 14



CANARIO  
Pant. 106C 9



MIMOSA  
Pant. 108C 15



AMARILLO  
Pant. 109U 1



YEMA  
Pant. 145C 209



TEJA  
Pant. 153C 205



ARCILLA  
Pant. 1675C 150



ROJIZO  
Pant. 1815C 238



CASTANO  
Pant. 4625C 1674



S- BROWN  
Pant. 1545C 203



MARRON  
Pant. 476C 187



MARRON SUPER  
Pant. BLACK 4C 189



CAFE  
Pant. 412C 214



MADERA  
Pant. 7519C 2183



DROMEDRIO  
Pant. 7504C 175



AVELLANA  
Pant. 729C 152



BEIGE BEIGE  
Pant. 727C 196



MARFIL  
Pant. 7506C 182



HUESO  
Pant. 7507C 128



Standard Colors with [S-]

UV outdoor treatment for colors with [\*]

For non-standard color finishes there is a minimum quantity required or additional cost applied, and an extended lead time. Avoid the additional cost by exceeding the minimum quantity.

**Digital:** Not all screens are calibrated the same, and therefore, colors will appear differently between screens.

**Physical:** When texture is involved, there will be variations in color, character and tone within a product series and between product families.

Zaneen Group Inc. © 2021, T 1800-388-3382, F 416-247-9319, [www.zaneen.com](http://www.zaneen.com)

Available for International specifications by adding 'INT' at the end of the existing Model #. For assistance on 'custom' specifications, contact [zteam@zaneen.com](mailto:zteam@zaneen.com).

In a constant effort to supply the best product, we reserve the right to change specifications or materials without notice. The most recent specification sheets are found at [zaneen.com](http://zaneen.com)



PROJECT
TYPE
SPECIFIER
QUANTITY
DATE

LEGEND

	floor-mounted		pivotal		special LED (upon request) RGB, RGBW, tunable, gold+, meat+, art+, fashion+
	wall and ceiling: recessed and surface mounted		rotating		warm dim / natural dimming LED
	ceiling-mounted and wall-mounted		illuminate tilted		rechargeable battery powered
	wall-mounted		color of suspension cable		fixture with natural vivid LED (upon request)
	omni-directional light distribution		length of suspension cable		color rendering index
	direct light distribution		reflector degree selection		color temperature
	direct/indirect light distribution		super spot		lumen (luminous flux)
	indirect light distribution		lens		efficacy (lumens per watt)
	asymmetric light distribution		lens pack		Unified Glare Rating (UGR) range from 5-40
	aura light distribution		shine ring		marine grade (AISI 316 stainless steel)
	round wall or ceiling cut-out		integrated shine ring with diffuser		walk on
	square wall or ceiling cut-out		free individual colors 01-29		drive on
	the supplied jig specifies the cutout dimensions		individual colors: 00 (free of charge), 01-25 (extra charge)		Dark Sky Compliance
	minimum distance (meters) lamp - object		luminaire part to be colored (F1)		Americans with Disabilities Act (less than 4" off the wall located between 27"-84" from floor)
	recessed depth		luminaire part to be colored (F2)		lamp protected against explosion
	ceiling thickness in mm		luminaire part to be colored (F3)		blown glass using traditional methods by master glass blower
	ceiling thickness selection		luminaire part to be colored (F4)		acoustic material
	dimmable DP (phase), DV (0-10V), DD (dali), DS (step-dim)		luminaire part to be colored (F5)		protection class I, protection insulation
	included or excluded LED driver/transformer/control gear		color of 3-circuit adaptor		protection class II, protection insulation
	separately switchable		indirect diffuser		ETL Certified to UL and CSA Standards
	sensor		direct diffuser		UL Certified to UL and CSA Standards
	remote control		ball-proof (upon request)		CSA Certified to UL and CSA Standards
	available upon request		accessory		Certified for North American Standards

IP RATING

	protected against ingress of solid bodies greater than 12.5mm (finger)
	protected against ingress of solid bodies greater than 2.5mm protected against sprays of water up to 60 degrees from the vertical (rain)
	protected against ingress of solid bodies greater than 1mm (wire) no protection against the ingress of moisture
	protected against ingress of solid bodies greater than 1mm (wire) protected against sprays of water up to 60 degrees from the vertical (rain)
	protected against ingress of solid bodies greater than 1mm (wire) protected against water splashed from all directions
	protected against limited ingress of dust (wet rooms/covered outdoor areas) protected against water splashed from all directions
	protected against ingress of dust protected against jets of water
	protected against ingress of dust protected against powerful jets of water or heavy seas
	protected against ingress of dust protected against immersion of water between 15cm - 1m for 30 minutes
	protected against ingress of dust protected against immersion of water under pressure for long periods

IK RATING

	protected against 0.14 joules impact (equivalent to 0.25kg mass dropped from 56mm above the surface)
	protected against 0.2 joules impact (equivalent to 0.25kg mass dropped from 80mm above the surface)
	protected against 0.35 joules impact (equivalent to 0.25kg mass dropped from 140mm above the surface)
	protected against 0.5 joules impact (equivalent to 0.25kg mass dropped from 200mm above the surface)
	protected against 0.7 joules impact (equivalent to 0.25kg mass dropped from 280mm above the surface)
	protected against 1 joules impact (equivalent to 0.25kg mass dropped from 400mm above the surface)
	protected against 2 joules impact (equivalent to 0.5kg mass dropped from 400mm above the surface)
	protected against 5 joules impact (equivalent to 1.7kg mass dropped from 300mm above the surface)
	protected against 10 joules impact (equivalent to 5.0kg mass dropped from 200mm above the surface)
	protected against 20 joules impact (equivalent to 5.0kg mass dropped from 400mm above the surface)