

SENTO SUSPENSION

D111038-

base number Finish Options

1. To build a product code in our configurator select the specify button on the base model # product page
2. To build a manual product code on this datasheet choose from the options listed below in blue font and add the suffix to the base model #

GENERAL

Series: Sento

Brand: Ole

Division: Design

Mounting Type: Suspension

Mounting Location: Ceiling

Subcategory: Pendant

PHYSICAL

Shape: Bell

Diameter (mm): 310

Diameter (in): 12 3/16

Height (mm): 180

Height (in): 7 1/16

Max. Overall Height (mm): 3180

Max. Overall Height (in): 125 3/16

Light Distribution: Direct

Weight (kg): 1.3

Weight (lbs): 2.9

Diffuser:rylic - Satin

Fixture Finish: WHi / MBK / MWH

Fixture Material: Metal

Cable Details: 2000mm Cable

ELECTRICAL

Number of Lamps: 1

Lamp Type: LED Retrofit

Lamp Shape: A19

Bulb Included: Bulb Not Included

Max. Wattage Per Lamp (W): 7

Lamp Base: E26

Input Voltage (V): 120

Upon Request: 277Vac / GU24

LED

OPTICAL

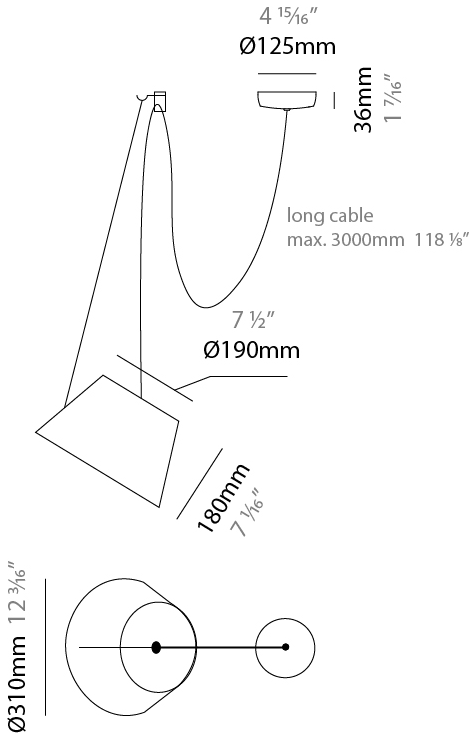
Adjustability: Tilting

RATINGS AND CERTIFICATIONS

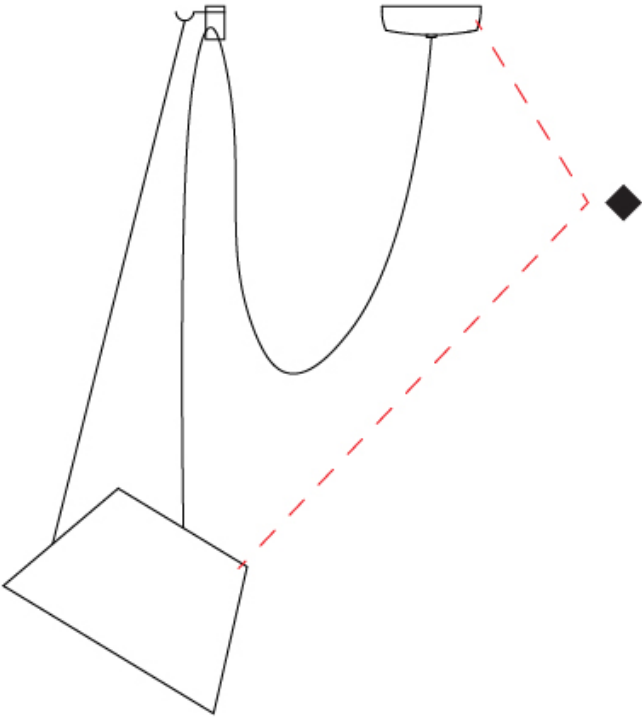
Certified By: Certified for North American Standards

IP rating: IP20

PROJECT
TYPE
SPECIFIER
QUANTITY
DATE



PROJECT
TYPE
SPECIFIER
QUANTITY
DATE



SENTO SUSPENSION

D111039-

base number Finish
(Triangle)

1. To build a product code in our configurator select the specify button on the base model # product page
2. To build a manual product code on this datasheet choose from the options listed below in blue font and add the suffix to the base model #

GENERAL

Series: Sento

Brand: Ole

Division: Design

Mounting Type: Suspension

Mounting Location: Ceiling

Subcategory: Pendant

PHYSICAL

Shape: Bell

Diameter (mm): 310

Diameter (in): 12 3/16

Height (mm): 180

Height (in): 7 1/16

Max. Overall Height (mm): 3180

Max. Overall Height (in): 125 3/16

Light Distribution: Direct

Weight (kg): 1.3

Weight (lbs): 2.9

Diffuser:rylic - Satin

Fixture Finish: WHI / MBK / BEI/ MSA / GRN

Fixture Material: Metal

Cable Details: 3000mm Cable

ELECTRICAL

Number of Lamps: 1

Lamp Type: LED Retrofit

Lamp Shape: A19

Bulb Included: Bulb Not Included

Max. Wattage Per Lamp (W): 7

Lamp Base: E26

Input Voltage (V): 120

Upon Request: 277Vac / GU24

LED

OPTICAL

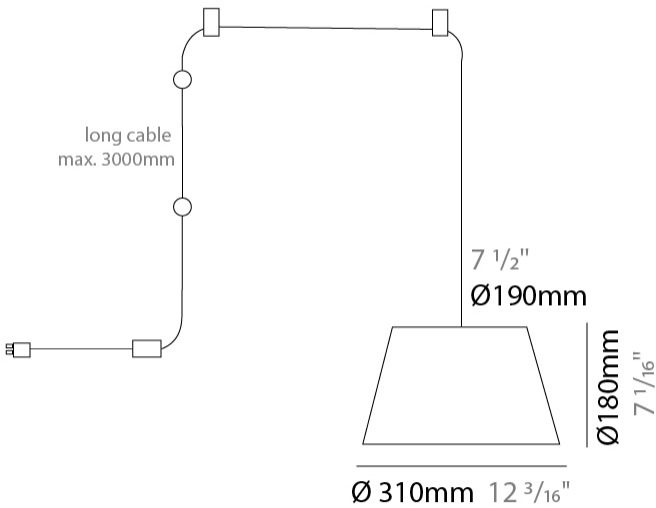
Adjustability: Fixed

RATINGS AND CERTIFICATIONS

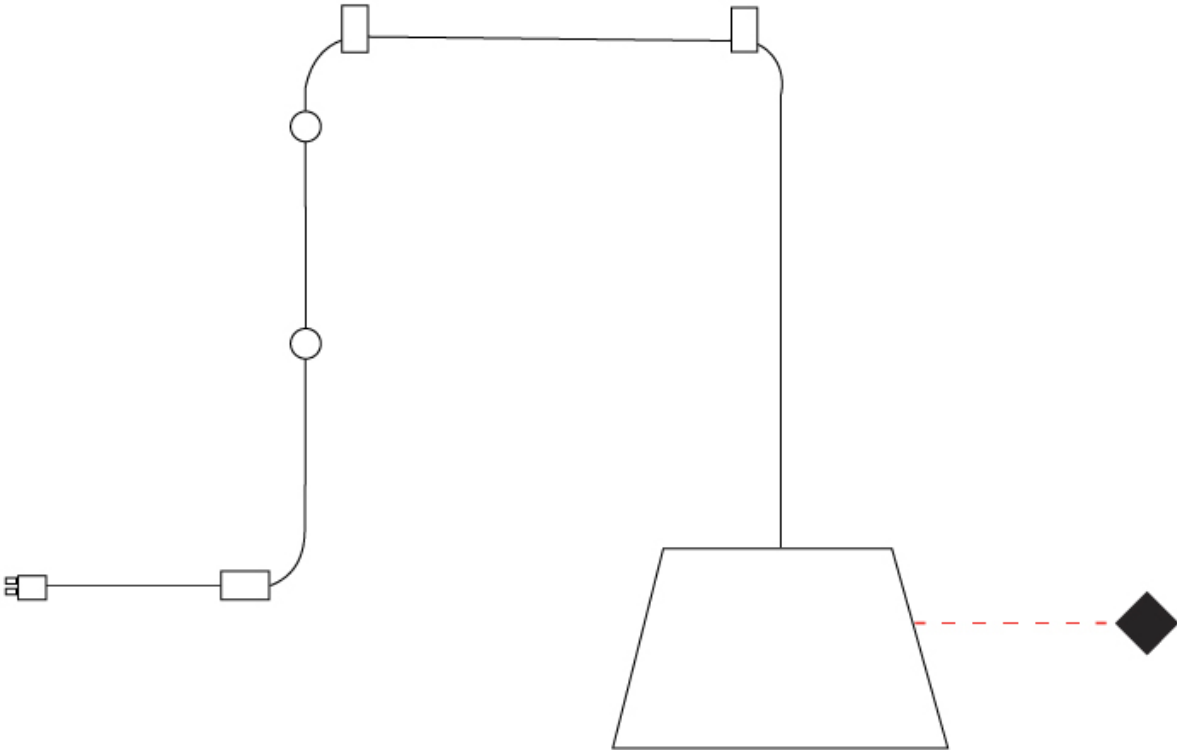
Certified By: Certified for North American Standards

IP rating: IP20

PROJECT
TYPE
SPECIFIER
QUANTITY
DATE



PROJECT
TYPE
SPECIFIER
QUANTITY
DATE



SENTO SUSPENSION

D111040-

base number Finish Options

1. To build a product code in our configurator select the specify button on the base model # product page
2. To build a manual product code on this datasheet choose from the options listed below in blue font and add the suffix to the base model #

GENERAL

Series: Sento

Brand: Ole

Division: Design

Mounting Type: Suspension

Mounting Location: Ceiling

Subcategory: Pendant

PHYSICAL

Shape: Bell

Diameter (mm): 310

Diameter (in): 12 3/16

Height (mm): 180

Height (in): 7 1/16

Max. Overall Height (mm): 3180

Max. Overall Height (in): 125 3/16

Light Distribution: Direct

Weight (kg): 1.8

Weight (lbs): 4

Diffuser: Arylic - Satin

Fixture Finish: WHi / MBK / MWH

Fixture Material: Metal

Cable Details: 3000mm Cable

ELECTRICAL

Number of Lamps: 2

Lamp Type: LED Retrofit

Lamp Shape: A19

Bulb Included: Bulb Not Included

Max. Wattage Per Lamp (W): 7

Lamp Base: E26

Input Voltage (V): 120

Upon Request: 277Vac / GU24

LED

OPTICAL

Adjustability: Tilting

RATINGS AND CERTIFICATIONS

Certified By: Certified for North American Standards

IP rating: IP20

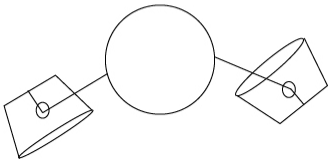
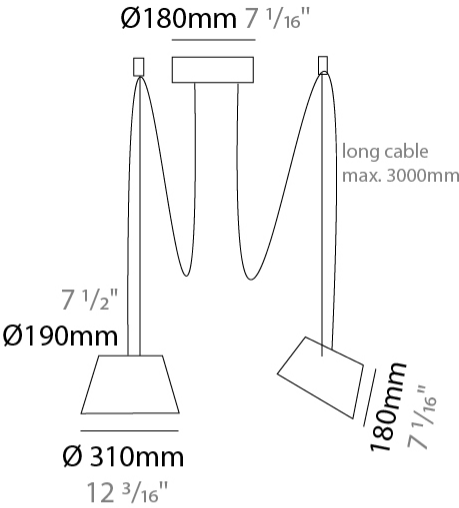
PROJECT

TYPE

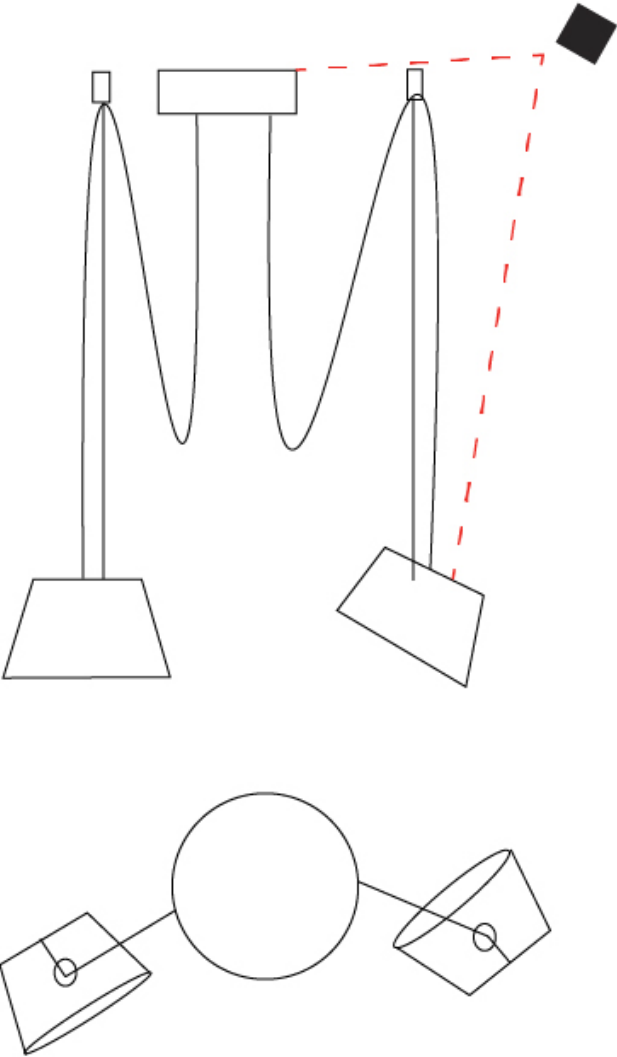
SPECIFIER

QUANTITY

DATE



PROJECT
TYPE
SPECIFIER
QUANTITY
DATE



SENTO SUSPENSION

D111041-

base number Finish Options

1. To build a product code in our configurator select the specify button on the base model # product page
2. To build a manual product code on this datasheet choose from the options listed below in blue font and add the suffix to the base model #

GENERAL

Series: Sento

Brand: Ole

Division: Design

Mounting Type: Suspension

Mounting Location: Ceiling

Subcategory: Pendant

PHYSICAL

Shape: Bell

Diameter (mm): 310

Diameter (in): 12 3/16

Height (mm): 180

Height (in): 7 1/16

Max. Overall Height (mm): 3180

Max. Overall Height (in): 125 3/16

Light Distribution: Direct

Weight (kg): 2.3

Weight (lbs): 5.1

Diffuser:rylic - Satin

Fixture Finish: WHi / MBK / MWH

Fixture Material: Metal

Cable Details: 3000mm Cable

ELECTRICAL

Number of Lamps: 3

Lamp Type: LED Retrofit

Lamp Shape: A19

Bulb Included: Bulb Not Included

Max. Wattage Per Lamp (W): 7

Lamp Base: E26

Input Voltage (V): 120

Upon Request: 277Vac / GU24

LED

OPTICAL

Adjustability: Tilting

RATINGS AND CERTIFICATIONS

Certified By: Certified for North American Standards

IP rating: IP20

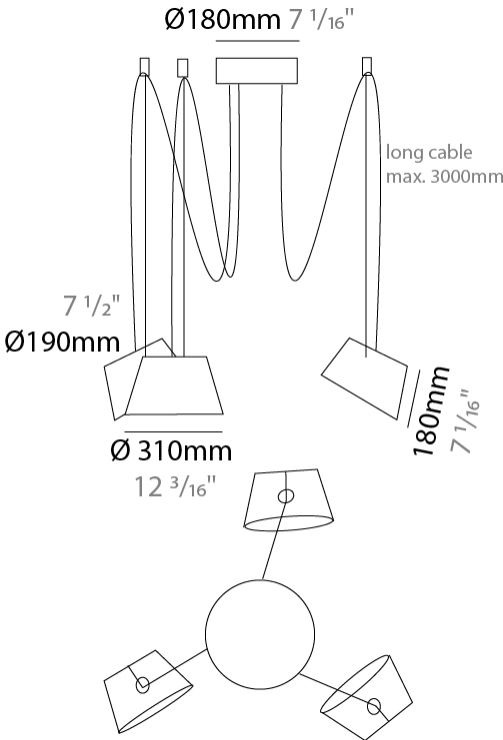
PROJECT

TYPE

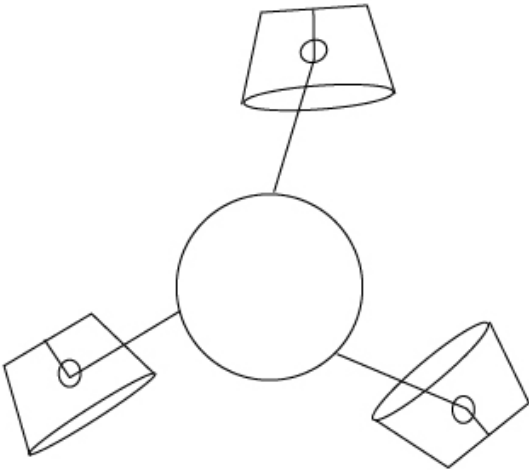
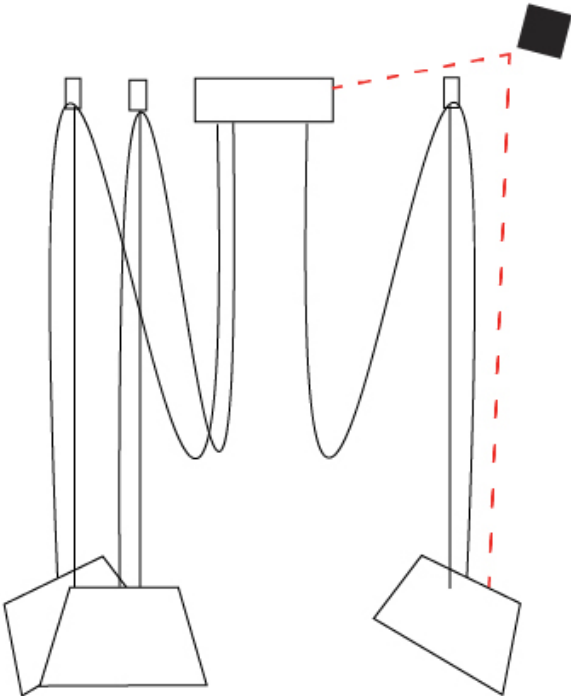
SPECIFIER

QUANTITY

DATE



PROJECT	
TYPE	
SPECIFIER	
QUANTITY	
DATE	



SENTO SUSPENSION

D111042-

base number Finish Options

1. To build a product code in our configurator select the specify button on the base model # product page
2. To build a manual product code on this datasheet choose from the options listed below in blue font and add the suffix to the base model #

GENERAL

Series: Sento

Brand: Ole

Division: Design

Mounting Type: Suspension

Mounting Location: Ceiling

Subcategory: Pendant

PHYSICAL

Shape: Bell

Diameter (mm): 310

Diameter (in): 12 3/16

Height (mm): 180

Height (in): 7 1/16

Max. Overall Height (mm): 3180

Max. Overall Height (in): 125 3/16

Light Distribution: Direct

Weight (kg): 2.9

Weight (lbs): 6.4

Diffuser: Arylic - Satin

Fixture Finish: WHi / MBK / MWH

Fixture Material: Metal

Cable Details: 3000mm Cable

ELECTRICAL

Number of Lamps: 4

Lamp Type: LED Retrofit

Bulb Included: Bulb Not Included

Max. Wattage Per Lamp (W): 7

Lamp Base: E26

Input Voltage (V): 120

LED

OPTICAL

Adjustability: Tilting

RATINGS AND CERTIFICATIONS

Certified By: Certified for North American Standards

IP rating: IP20

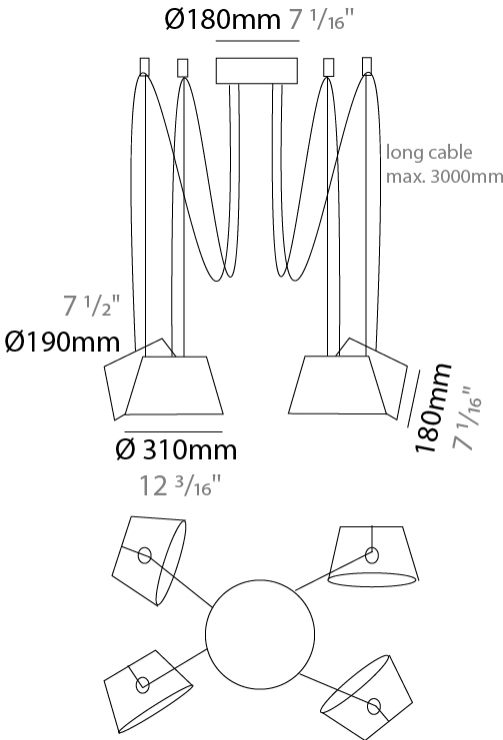
PROJECT

TYPE

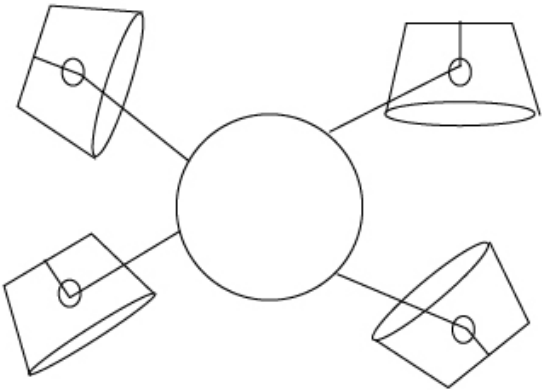
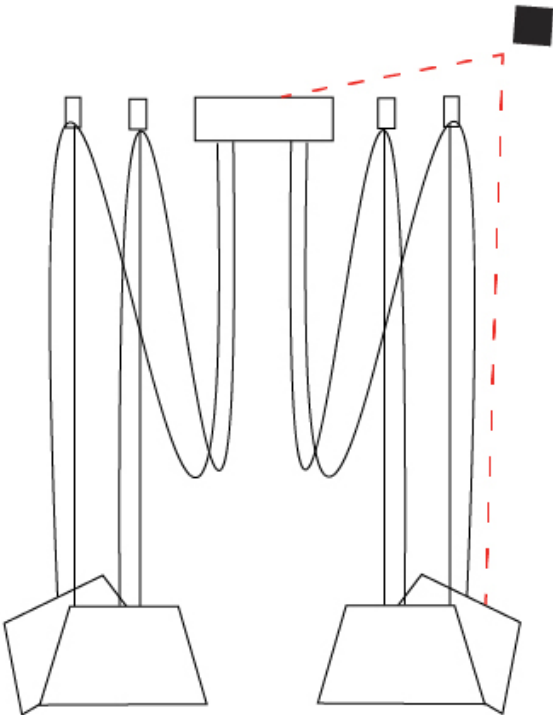
SPECIFIER

QUANTITY

DATE



PROJECT
TYPE
SPECIFIER
QUANTITY
DATE



SENTO SUSPENSION

D111043-

base number Finish Options

1. To build a product code in our configurator select the specify button on the base model # product page
2. To build a manual product code on this datasheet choose from the options listed below in blue font and add the suffix to the base model #

GENERAL

Series: Sento

Brand: Ole

Division: Design

Mounting Type: Suspension

Mounting Location: Ceiling

Subcategory: Pendant

PHYSICAL

Shape: Bell

Diameter (mm): 310

Diameter (in): 12 3/16

Height (mm): 180

Height (in): 7 1/16

Max. Overall Height (mm): 3180

Max. Overall Height (in): 125 3/16

Light Distribution: Direct

Weight (kg): 3.6

Weight (lbs): 7.9

Diffuser:rylic - Satin

Fixture Finish: WHi / MBK / MWH

Fixture Material: Metal

Cable Details: 3000mm Cable

ELECTRICAL

Number of Lamps: 5

Lamp Type: LED Retrofit

Lamp Shape: A19

Bulb Included: Bulb Not Included

Max. Wattage Per Lamp (W): 7

Lamp Base: E26

Input Voltage (V): 120

Upon Request: 277Vac / GU24

LED

OPTICAL

Adjustability: Tilting

RATINGS AND CERTIFICATIONS

Certified By: Certified for North American Standards

IP rating: IP20

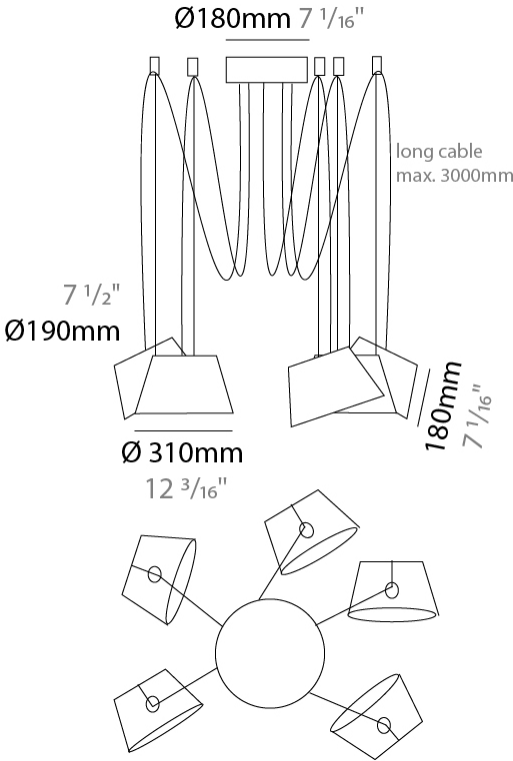
PROJECT

TYPE

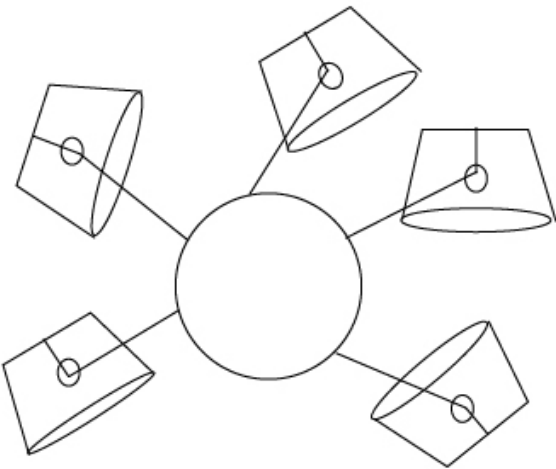
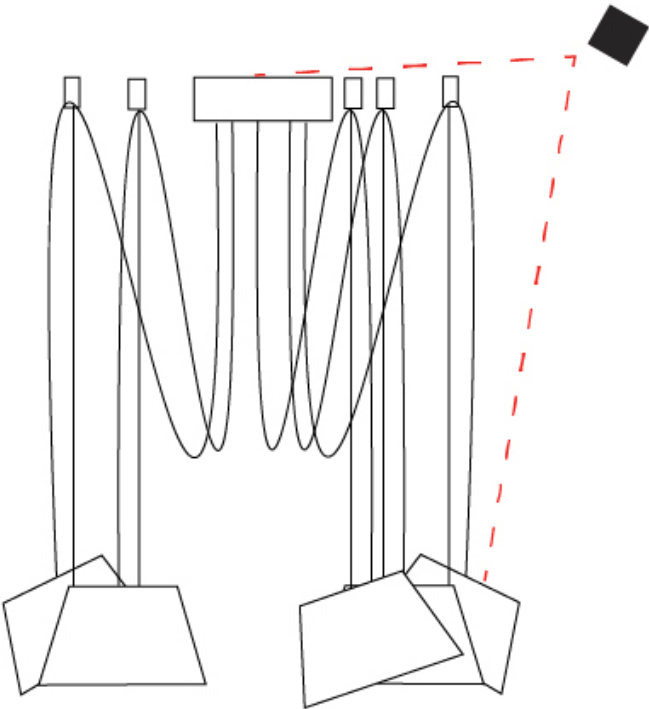
SPECIFIER

QUANTITY

DATE



PROJECT	
TYPE	
SPECIFIER	
QUANTITY	
DATE	



SENTO SUSPENSION

D111044-

base number Finish Options

1. To build a product code in our configurator select the specify button on the base model # product page
2. To build a manual product code on this datasheet choose from the options listed below in blue font and add the suffix to the base model #

GENERAL

Series: Sento

Brand: Ole

Division: Design

Mounting Type: Suspension

Mounting Location: Ceiling

Subcategory: Pendant

PHYSICAL

Shape: Bell

Diameter (mm): 310

Diameter (in): 12 3/16

Height (mm): 180

Height (in): 7 1/16

Max. Overall Height (mm): 3180

Max. Overall Height (in): 125 3/16

Light Distribution: Direct

Weight (kg): 4.5

Weight (lbs): 9.9

Diffuser:rylic - Satin

Fixture Finish: WHi / MBK / MWH

Fixture Material: Metal

Cable Details: 3000mm Cable

ELECTRICAL

Number of Lamps: 6

Lamp Type: LED Retrofit

Lamp Shape: A19

Bulb Included: Bulb Not Included

Max. Wattage Per Lamp (W): 7

Lamp Base: E26

Input Voltage (V): 120

Upon Request: 277Vac / GU24

LED

OPTICAL

Adjustability: Tilting

RATINGS AND CERTIFICATIONS

Certified By: Certified for North American Standards

IP rating: IP20

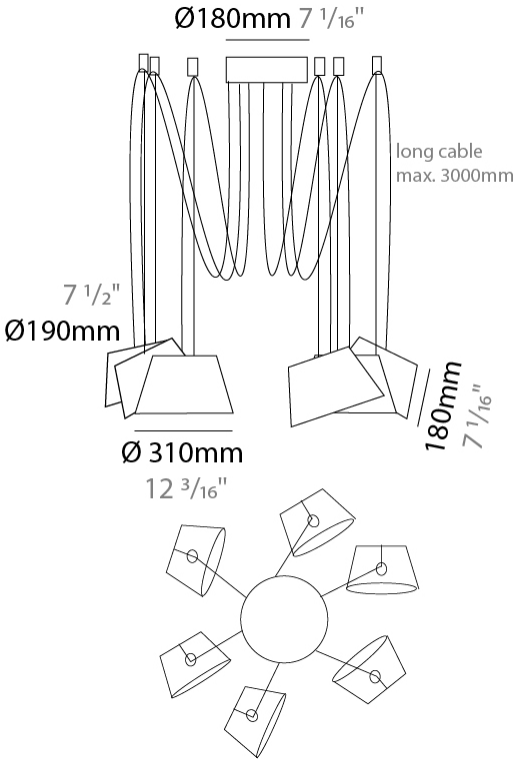
PROJECT

TYPE

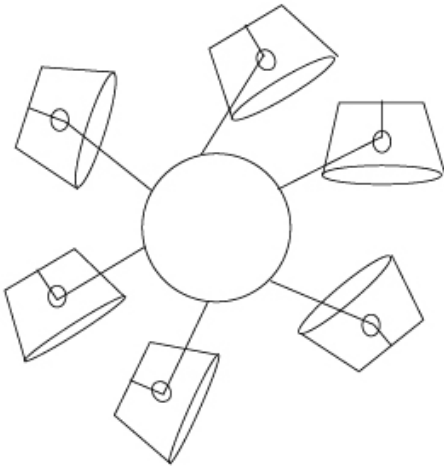
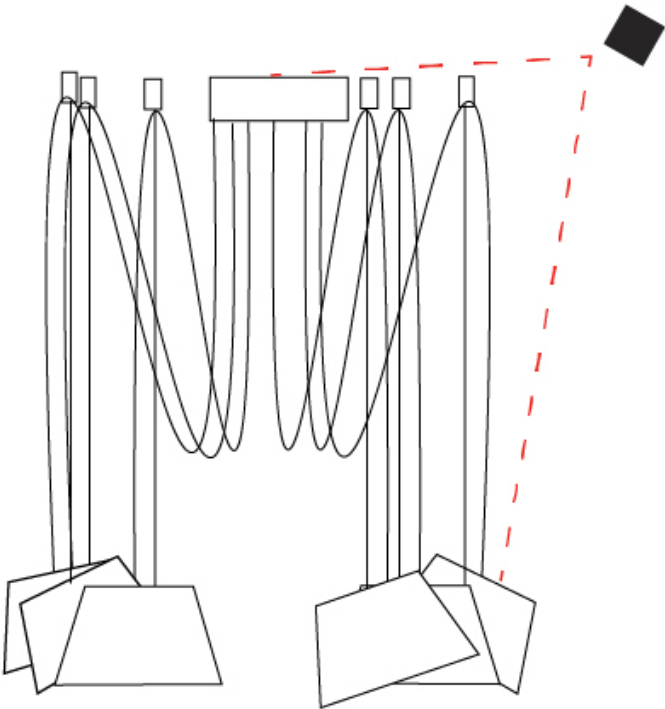
SPECIFIER

QUANTITY

DATE



PROJECT	
TYPE	
SPECIFIER	
QUANTITY	
DATE	



SENTO SUSPENSION

D111045-

base number Finish Finish
(Diamond) (Triangle)

- 1.To build a product code in our configurator select the specify button on the base model # product page
2. To build a manual product code on this datasheet choose from the options listed below in blue font and add the suffix to the base model #

GENERAL

Series: Sento

Brand: Ole

Division: Design

Mounting Type: Suspension

Mounting Location: Ceiling

Subcategory: Pendant

PHYSICAL

Shape: Bell

Diameter (mm): 310

Diameter (in): 25 3/16

Height (mm): 180

Height (in): 7 1/16

Max. Overall Height (mm): 1416

Max. Overall Height (in): 55 3/4

Light Distribution: Direct

Weight (kg): 4.7

Weight (lbs): 10.3

Diffuser: Arylic - Satin

Fixture Finish: WHI / MBK / BEI/ MSA / OGR / MWH

Holder Finish: WHI / MBK

Fixture Material: Metal

Cable Details: 3000mm Cable

ELECTRICAL

Number of Lamps: 3

Lamp Type: LED Retrofit

Lamp Shape: A19

Bulb Included: Bulb Not Included

Max. Wattage Per Lamp (W): 7

Lamp Base: E26

Input Voltage (V): 120

Upon Request: 277Vac / GU24

LED

OPTICAL

Adjustability: Tilting

RATINGS AND CERTIFICATIONS

Certified By: Certified for North American Standards

IP rating: IP20

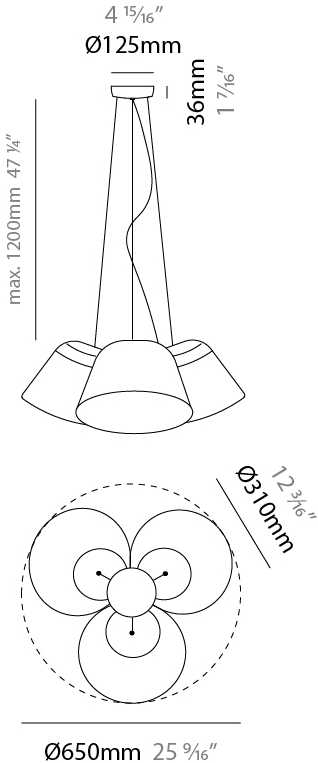
PROJECT

TYPE

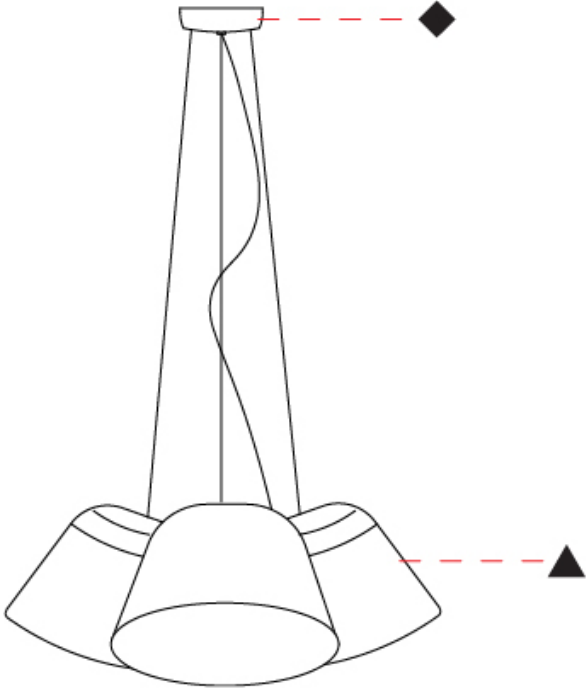
SPECIFIER

QUANTITY

DATE



PROJECT
TYPE
SPECIFIER
QUANTITY
DATE



SENTO SURFACE

D113008-

base number Finish Finish
(Diamond) (Triangle)

1. To build a product code in our configurator select the specify button on the base model # product page
2. To build a manual product code on this datasheet choose from the options listed below in blue font and add the suffix to the base model #

GENERAL

Series: Sento

Brand: Ole

Division: Design

Mounting Type: Surface

Mounting Location: Wall

Subcategory: Task

PHYSICAL

Shape: Bell

Diameter (mm): 310

Diameter (in): 12 3/16

Width (mm): 310

Width (in): 12 3/16

Height (mm): 250

Depth (mm): 800

Height (in): 9 13/16

Depth (in): 31 1/2

Extension (mm): 655

Extension (in): 25 3/4

Light Distribution: Direct

Weight (kg): 1.7

Weight (lbs): 3.7

Diffuser: Arylic - Satin

Fixture Finish: WHI / MBK / BEI / MSA / OGR / MWH

Holder Finish: WHI / MBK

Fixture Material: Metal

Cable Details: 3000mm Cable

ELECTRICAL

Number of Lamps: 1

Lamp Type: LED Retrofit

Lamp Shape: A19

Bulb Included: Bulb Not Included

Max. Wattage Per Lamp (W): 7

Lamp Base: E26

Input Voltage (V): 120

Upon Request: 277Vac / GU24

LED

OPTICAL

Adjustability: Rotating

RATINGS AND CERTIFICATIONS

Certified By: Certified for North American Standards

IP rating: IP20

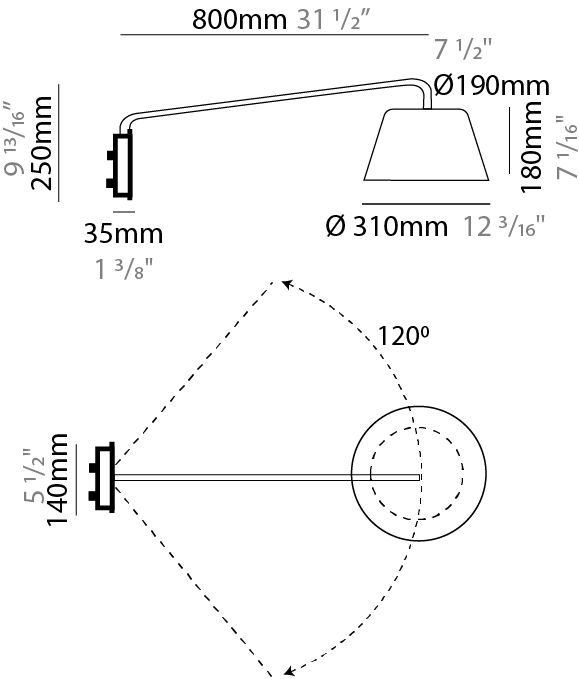
PROJECT

TYPE

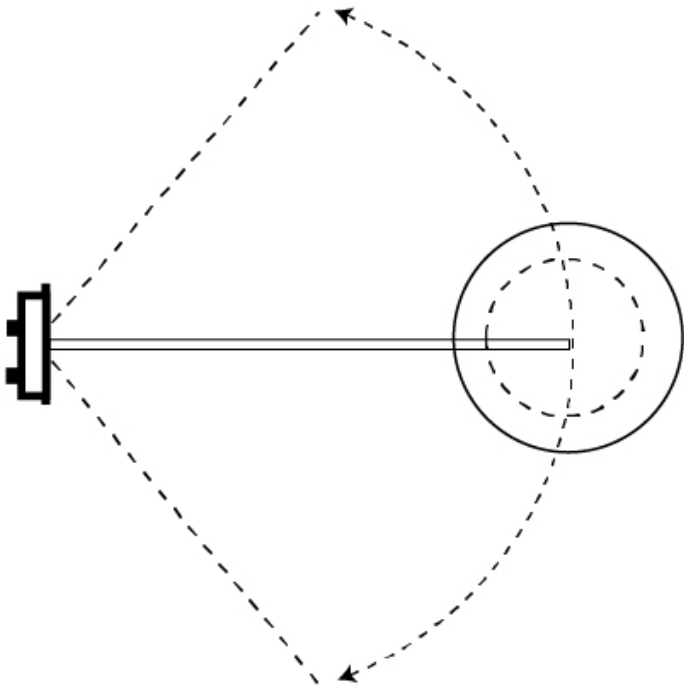
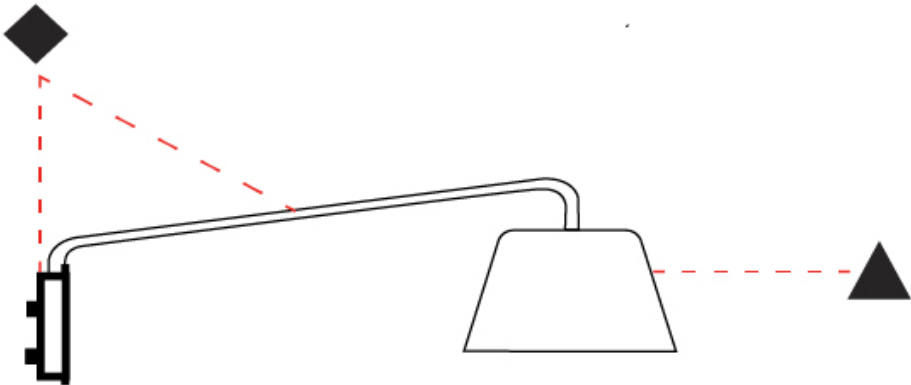
SPECIFIER

QUANTITY

DATE



PROJECT
TYPE
SPECIFIER
QUANTITY
DATE



SENTO SURFACE

D113014- -

base number Finish (Diamond) Finish (Triangle)

1. To build a product code in our configurator select the specify button on the base model # product page
2. To build a manual product code on this datasheet choose from the options listed below in blue font and add the suffix to the base model #

GENERAL

Series: Sento

Brand: Ole

Division: Design

Mounting Type: Surface

Mounting Location: Wall

Subcategory: Task

PHYSICAL

Shape: Bell

Diameter (mm): 310

Diameter (in): 12 3/16

Width (mm): 310

Width (in): 12 3/16

Height (mm): 250

Depth (mm): 500

Height (in): 9 13/16

Depth (in): 19 11/16

Extension (mm): 655

Extension (in): 25 3/4

Light Distribution: Direct

Weight (kg): 1.5

Weight (lbs): 3.3

Diffuser: Arylic - Satin

Fixture Finish: WHI / MBK / BEI / MSA / OGR / MWH

Holder Finish: WHI / MBK

Fixture Material: Metal

ELECTRICAL

Number of Lamps: 1

Lamp Type: LED Retrofit

Lamp Shape: A19

Bulb Included: Bulb Not Included

Max. Wattage Per Lamp (W): 7

Lamp Base: E26

Input Voltage (V): 120

Upon Request: 277Vac / GU24

LED

OPTICAL

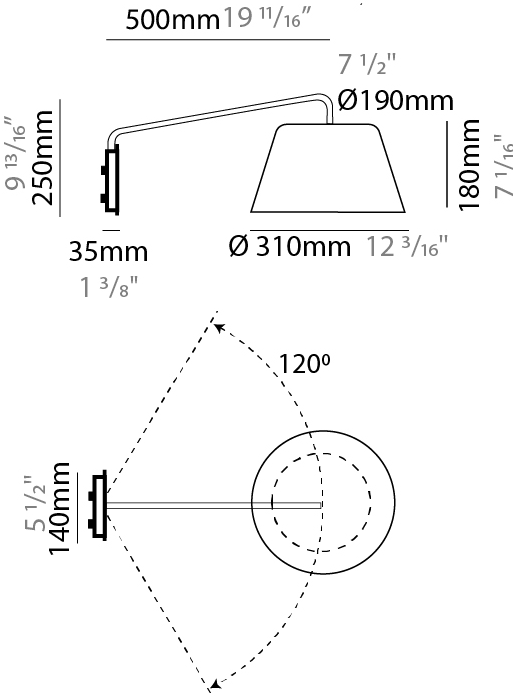
Adjustability: Rotating

RATINGS AND CERTIFICATIONS

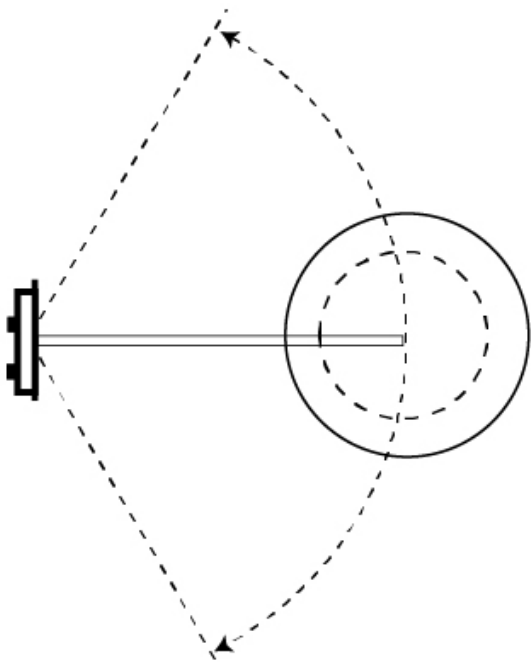
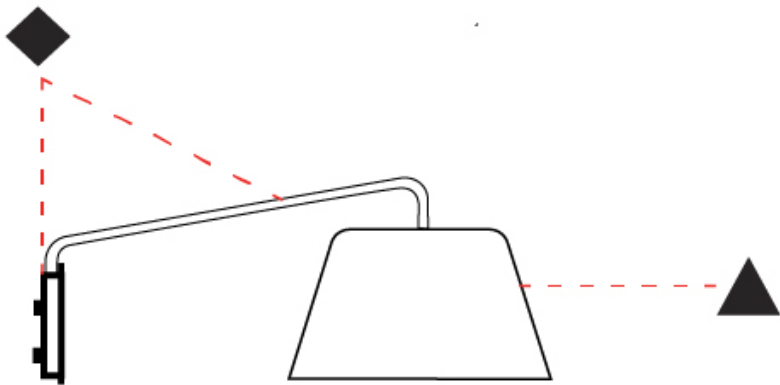
Certified By: Certified for North American Standards

IP rating: IP20

PROJECT
TYPE
SPECIFIER
QUANTITY
DATE



PROJECT
TYPE
SPECIFIER
QUANTITY
DATE



D


PROJECT
TYPE
SPECIFIER
QUANTITY
DATE

Fixture Finish

Matte Black - MBK



Matte White - MWH



White - WHI



Beige - BEI



Marsala - MSA



Green - GRN




Olive Green - OGR



Holder Finish

White - WHI



Matte Black - MBK



Digital: Not all screens are calibrated the same, and therefore, colors will appear differently between screens.
Physical: When texture is involved, there will be variations in color, character and tone within a product series and between product families.



COLOR FINISH CHART

PROJECT
TYPE
NOTES
QUANTITY
DATE



Digital: Not all screens are calibrated the same, and therefore, colors will appear differently between screens.
Physical: When texture is involved, there will be variations in color, character and tone within a product series and between product families.

COMPLETE COLOR FINISH CHART



Standard Colors with [S-]
Other fabric cord colors available upon request. Price increase and minimum quantities may apply
Digital: Not all screens are calibrated the same, and therefore, colors will appear differently between screens.
Physical: When texture is involved, there will be variations in color, character and tone within a product series and between product families.
Zaneen Group Inc. © 2024, T 1800-388-3382, F 416-247-9319, www.zaneen.com
Available for International specifications by adding 'INT' at the end of the existing Model #. For assistance on 'custom' specifications, contact zteam@zaneen.com.
In a constant effort to supply the best product, we reserve the right to change specifications or materials without notice. The most recent specification sheets are found at zaneen.com

COMPLETE COLOR FINISH CHART



PROJECT

TYPE

NOTES

QUANTITY

DATE

COMPLETE COLOR FINISH CHART

<div>ORO</div> <div>Pant. 872C</div> <div>16</div> <div></div>	<div>GOLDEN</div> <div>Pant. 7403C</div> <div>7</div> <div></div>	<div>S - MUSTARD</div> <div>Pant. 1245C</div> <div>168</div> <div></div>	<div>CANARIO</div> <div>Pant. 106C</div> <div>9</div> <div></div>
<div>MIMOSA</div> <div>Pant. 108C</div> <div>15</div> <div></div>	<div>AMARILLO</div> <div>Pant. 109U</div> <div>1</div> <div></div>	<div>NECTAR</div> <div>Pant. 137C</div> <div>1871</div> <div></div>	<div>LAVA</div> <div>Pant. 151C</div> <div>1334</div> <div></div>
<div>NARANJA</div> <div>Pant. 164C</div> <div>87</div> <div></div>	<div>S - TERRACOTTA</div> <div>Pant. 153C</div> <div>205</div> <div></div>	<div>CALABAZA</div> <div>Pant. 158C</div> <div>84</div> <div></div>	<div>ARCILLA</div> <div>Pant. 1675C</div> <div>150</div> <div></div>
<div>ROJO</div> <div>Pant. 186C</div> <div>241</div> <div></div>	<div>FUEGO</div> <div>Pant. 185C</div> <div>245</div> <div></div>	<div>SATAN</div> <div>Pant. 207C</div> <div>19</div> <div></div>	<div>S- MAROON</div> <div>Pant. 1955C</div> <div>224</div> <div></div>
<div>CLARETE</div> <div>Pant. 209C</div> <div>240</div> <div></div>	<div>BURDEOS</div> <div>Pant. 188C</div> <div>163</div> <div></div>	<div>RUBINA</div> <div>Pant. 229C</div> <div>285</div> <div></div>	<div>FRESILLA</div> <div>Pant. 695C</div> <div>273</div> <div></div>
<div>PURPURA</div> <div>Pant. 215C</div> <div>276</div> <div></div>	<div>CICLAMOR</div> <div>Pant. 205C</div> <div>264</div> <div></div>	<div>FUCSIA</div> <div>Pant. 212C</div> <div>267</div> <div></div>	<div>PESCA</div> <div>Pant. 218C</div> <div>275</div> <div></div>

Standard Colors with [S-]
Other fabric cord colors available upon request. Price increase and minimum quantities may apply
Digital: Not all screens are calibrated the same, and therefore, colors will appear differently between screens.
Physical: When texture is involved, there will be variations in color, character and tone within a product series and between product families.
Zaneen Group Inc. © 2024, T 1800-388-3382, F 416-247-9319, www.zaneen.com
Available for International specifications by adding 'INT' at the end of the existing Model #. For assistance on 'custom' specifications, contact zteam@zaneen.com.
In a constant effort to supply the best product, we reserve the right to change specifications or materials without notice. The most recent specification sheets are found at zaneen.com

PROJECT

TYPE

NOTES

QUANTITY

DATE

COMPLETE COLOR FINISH CHART



PROJECT
TYPE
SPECIFIER
QUANTITY
DATE

LEGEND

	floor-mounted		pivotal		special LED (upon request) RGB, RGBW, tunable, gold+, meat+, art+, fashion+
	wall and ceiling: recessed and surface mounted		rotating		warm dim / natural dimming LED
	ceiling-mounted and wall-mounted		illuminate tilted		rechargeable battery powered
	wall-mounted		color of suspension cable		fixture with natural vivid LED (upon request)
	omni-directional light distribution		length of suspension cable		color rendering index
	direct light distribution		reflector degree selection		color temperature
	direct/indirect light distribution		super spot		lumen (luminous flux)
	indirect light distribution		lens		efficacy (lumens per watt)
	asymmetric light distribution		lens pack		Unified Glare Rating (UGR) range from 5-40
	aura light distribution		shine ring		marine grade (AISI 316 stainless steel)
	round wall or ceiling cut-out		integrated shine ring with diffuser		walk on
	square wall or ceiling cut-out		free individual colors 01-29		drive on
	the supplied jig specifies the cutout dimensions		individual colors: 00 (free of charge), 01-25 (extra charge)		Dark Sky Compliance
	minimum distance (meters) lamp - object		luminaire part to be colored (F1)		Americans with Disabilities Act (less than 4" off the wall located between 27"-84" from floor)
	recessed depth		luminaire part to be colored (F2)		lamp protected against explosion
	ceiling thickness in mm		luminaire part to be colored (F3)		blown glass using traditional methods by master glass blower
	ceiling thickness selection		luminaire part to be colored (F4)		acoustic material
	dimnable DP (phase), DV (0-10V), DD (dali), DS (step-dim)		luminaire part to be colored (F5)		protection class I, protection insulation
	included or excluded LED driver/transformer/control gear		color of 3-circuit adaptor		protection class II, protection insulation
	separately switchable		indirect diffuser		ETL Certified to UL and CSA Standards
	sensor		direct diffuser		UL Certified to UL and CSA Standards
	remote control		ball-proof (upon request)		CSA Certified to UL and CSA Standards
	available upon request		accessory		Certified for North American Standards

IP RATING

	protected against ingress of solid bodies greater than 12.5mm (finger)
	protected against ingress of solid bodies greater than 2.5mm protected against sprays of water up to 60 degrees from the vertical (rain)
	protected against ingress of solid bodies greater than 1mm (wire) no protection against the ingress of moisture
	protected against ingress of solid bodies greater than 1mm (wire) protected against sprays of water up to 60 degrees from the vertical (rain)
	protected against ingress of solid bodies greater than 1mm (wire) protected against water splashed from all directions
	protected against limited ingress of dust (wet rooms/covered outdoor areas) protected against water splashed from all directions
	protected against ingress of dust protected against jets of water
	protected against ingress of dust protected against powerful jets of water or heavy seas
	protected against ingress of dust protected against immersion of water between 15cm - 1m for 30 minutes
	protected against ingress of dust protected against immersion of water under pressure for long periods

IK RATING

	protected against 0.14 joules impact (equivalent to 0.25kg mass dropped from 56mm above the surface)
	protected against 0.2 joules impact (equivalent to 0.25kg mass dropped from 80mm above the surface)
	protected against 0.35 joules impact (equivalent to 0.25kg mass dropped from 140mm above the surface)
	protected against 0.5 joules impact (equivalent to 0.25kg mass dropped from 200mm above the surface)
	protected against 0.7 joules impact (equivalent to 0.25kg mass dropped from 280mm above the surface)
	protected against 1 joules impact (equivalent to 0.25kg mass dropped from 400mm above the surface)
	protected against 2 joules impact (equivalent to 0.5kg mass dropped from 400mm above the surface)
	protected against 5 joules impact (equivalent to 1.7kg mass dropped from 300mm above the surface)
	protected against 10 joules impact (equivalent to 5.0kg mass dropped from 200mm above the surface)
	protected against 20 joules impact (equivalent to 5.0kg mass dropped from 400mm above the surface)