

| | |
|-----------|-------|
| PROJECT | _____ |
| TYPE | _____ |
| SPECIFIER | _____ |
| QUANTITY | _____ |
| DATE | _____ |

SNOOKER METAL MONOPOINT SURFACE CANOPY SUSPENSION

A300390-

| | | | | |
|-------------|-------------|-------------------|--------------------|--------------------|
| base number | LED Dimming | Color Temperature | Beam Angle Options | Cable Color/Length |
|-------------|-------------|-------------------|--------------------|--------------------|

- To build a product code in our configurator select the specify button on the base model # product page
- To build a manual product code on this datasheet choose from the options listed below in blue font and add the suffix to the base model #

GENERAL

Series: Snooker
 Subseries: Snooker Metal Monopoint Surface Canopy
 Partner: Prolicht
 Division: Architectural
 Installation: Suspension
 Product Type: Pendant
 Mounting Location: Ceiling
 Light Distribution: Downlight

PHYSICAL

Shape: Round
 Diameter (mm): 72
 Diameter (in): 2 ¹³/₁₆
 Height (mm): 72
 Height (in): 2 ¹³/₁₆
 Max. Overall Height (mm): 2072
 Max. Overall Height (in): 81 ⁷/₁₆
 Ceiling Thickness (mm): 10 / 12.5 / 15 / 25
 Ceiling Thickness (in): 3/8 or 1/2 or 9/16 or 1
 Min. Recessing Depth (mm): 75
 Min. Recessing Depth (in): 2 ¹⁵/₁₆
 Weight (kg): 0.597
 Weight (lbs): 1.316
 Fixture Finish: CHR
 Fixture Material: Aluminum Die Cast
 Cable Details: 2000mm or 4000mm Cable - Color Options: Black / White / Orange / Red / Green
 Cut-out Measurements: 68mm / 2 11/16"

ELECTRICAL

Lamp Type: LED (Zhaga Standard)
 Input Wattage (W): 6.6
 Total Output Wattage (W): 6
 Dimming: Tri-Mode (Non-Dimming and Phase Dimming (120Vac only) and 0-10V Dimming)
 Driver Included: Yes
 Driver Location: External
 Driver Type: Constant Current - Universal
 Driver Class: Class 2
 Housing: ENCP3 w/Quick Connect
 Input Voltage (V): 120 - 277
 Constant Current (MA): 500

LED

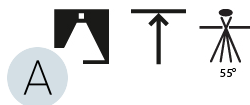
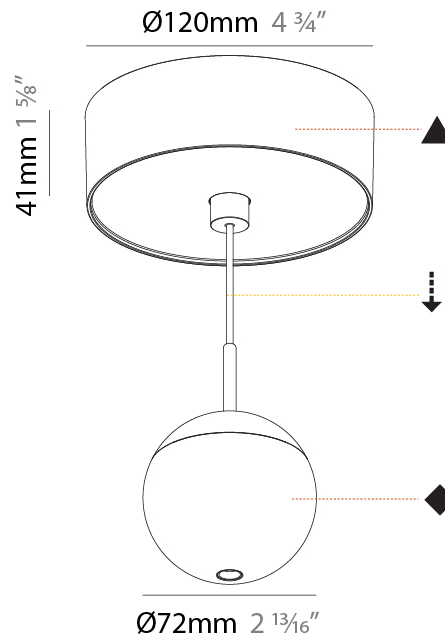
Number of LEDs: 1
 Color Temperature (°K): 2700 / 3000 / 3500 / 4000
 Max. Delivered Lumen (lm): 283 / 300 / 318 / 325
 Nominal Lumen (lm): 460 / 487 / 517 / 528
 CRI: >90 CRI
 Efficiency (%): 60
 Lamp Life (hrs): 50000

OPTICAL

Beam Angle: 32 / 58

RATINGS AND CERTIFICATIONS

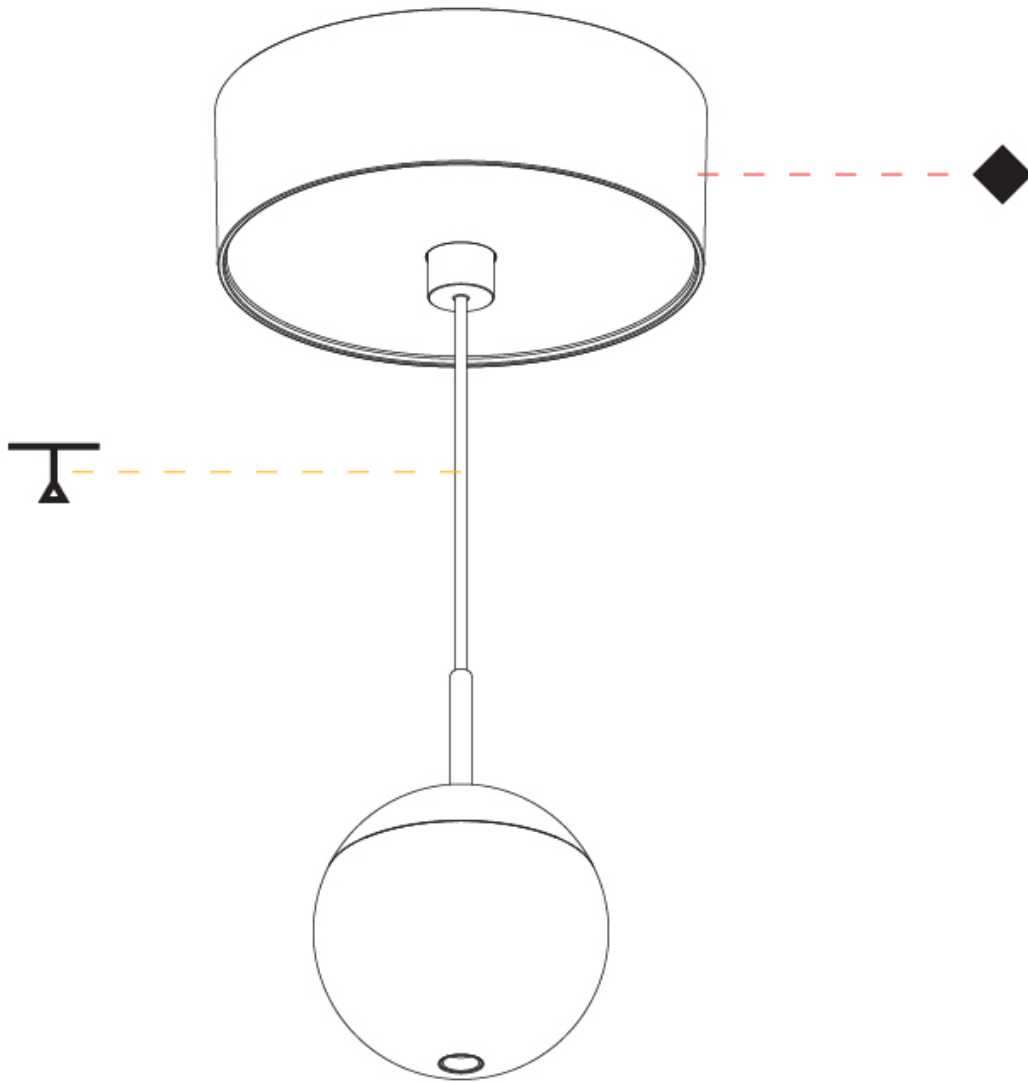
Certified By: Certified for North American Standards
 Zaneen Group Inc. © 2026, T 1800-388-3382, F 416-247-9319, www.zaneen.com
 IP Rating: IP20
 Available for international specifications by adding "INT" at the end of the existing Model #. For assistance on 'custom' specifications, contact zteam@zaneen.com.
 In a constant effort to supply the best product, we reserve the right to change specifications or materials without notice. The most recent specification sheets are found at zaneen.com



SNOOKER METAL MONOPOINT SURFACE CANOPY SUSPENSION

A300390-

| | |
|-----------|-------|
| PROJECT | _____ |
| TYPE | _____ |
| SPECIFIER | _____ |
| QUANTITY | _____ |
| DATE | _____ |



| | |
|-----------|-------|
| PROJECT | _____ |
| TYPE | _____ |
| SPECIFIER | _____ |
| QUANTITY | _____ |
| DATE | _____ |

SNOOKER MONOPOINT RECESSED CANOPY SUSPENSION

A300391-

| | | | | | |
|-------------|-------------|-------------------|------------|--------------------|--------------------|
| base number | LED Dimming | Color Temperature | Shine Ring | Beam Angle Options | Cable Color/Length |
|-------------|-------------|-------------------|------------|--------------------|--------------------|

- To build a product code in our configurator select the specify button on the base model # product page
- To build a manual product code on this datasheet choose from the options listed below in blue font and add the suffix to the base model #

GENERAL

| |
|--|
| Series: Snooker |
| Subseries: Snooker Monopoint Recessed Canopy |
| Partner: Prolicht |
| Division: Architectural |
| Installation: Suspension |
| Product Type: Pendant |
| Mounting Location: Ceiling |
| Light Distribution: Downlight |

PHYSICAL

| |
|---|
| Shape: Round |
| Diameter (mm): 72 |
| Diameter (in): 2 ¹³ / ₁₆ |
| Height (mm): 72 |
| Height (in): 2 ¹³ / ₁₆ |
| Max. Overall Height (mm): 2072 |
| Max. Overall Height (in): 81 ⁷ / ₁₆ |
| Ceiling Thickness (mm): 10 / 12.5 / 15 / 25 |
| Ceiling Thickness (in): 3/8 or 1/2 or 9/16 or 1 |
| Min. Recessing Depth (mm): 75 |
| Min. Recessing Depth (in): 2 ¹⁵ / ₁₆ |
| Weight (kg): 0.597 |
| Weight (lbs): 1.316 |
| Fixture Finish: CHR |
| Accent Finish: OPL / YEL / ORA / RED / BLU / GRN |
| Fixture Material: Aluminum Die Cast |
| Cable Details: 2000mm or 4000mm Cable - Color Options: Black / White / Orange / Red / Green |
| Cut-out Measurements: 68mm / 2 11/16" |

ELECTRICAL

| |
|---|
| Lamp Type: LED (Zhaga Standard) |
| Input Wattage (W): 6.6 |
| Total Output Wattage (W): 6 |
| Dimming: Tri-Mode (Non-Dimming and Phase Dimming (120Vac only) and 0-10V Dimming) |
| Driver Included: Yes |
| Driver Location: External |
| Driver Type: Constant Current - Universal |
| Driver Class: Class 2 |
| Housing: ENCP3 w/Quick Connect |
| Input Voltage (V): 120 - 277 |
| Constant Current (MA): 500 |

LED

| |
|---|
| Number of LEDs: 1 |
| Color Temperature (°K): 2700 / 3000 / 3500 / 4000 |
| Max. Delivered Lumen (lm): 283 / 300 / 318 / 325 |
| Nominal Lumen (lm): 460 / 487 / 517 / 528 |
| CRI: >90 CRI |
| Efficiency (%): 60 |
| Lamp Life (hrs): 50000 |

OPTICAL

| |
|---------------------|
| Beam Angle: 32 / 58 |
|---------------------|

RATINGS AND CERTIFICATIONS

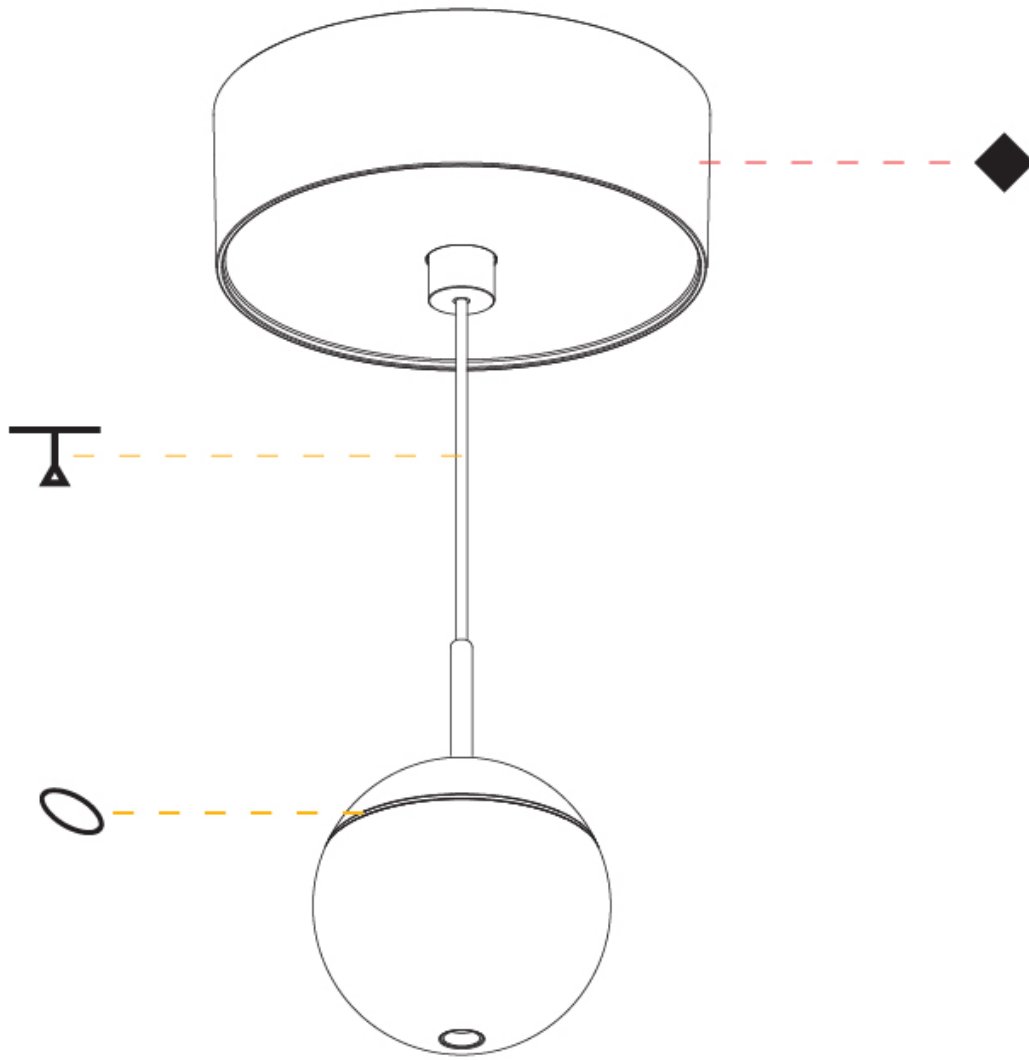
Zaneen Group Inc. © 2026, T 1800-388-3382, F 416-247-9319, www.zaneen.com
 Certified By: Certified for North American Standards
 Available for International specifications by adding "INT" at the end of the existing Model #. For assistance on 'custom' specifications, contact zteam@zaneen.com.
 IP Rating: IP20
 If a conflict occurs to supply the best product, we reserve the right to change specifications or materials without notice. The most recent specification sheets are found at zaneen.com



SNOOKER MONOPOINT RECESSED CANOPY SUSPENSION

A300391-

| | |
|-----------|-------|
| PROJECT | _____ |
| TYPE | _____ |
| SPECIFIER | _____ |
| QUANTITY | _____ |
| DATE | _____ |



A

| | |
|-----------|-------|
| PROJECT | _____ |
| TYPE | _____ |
| SPECIFIER | _____ |
| QUANTITY | _____ |
| DATE | _____ |

SNOOKER MONOPOINT SURFACE CANOPY SUSPENSION

A30827-

| | | | | | | |
|-------------|----------------------|-----------------------|------------------------|---------------------|-----------------|-----------------------|
| base number | Color Temperature | Finishes (Diamond) | Finishes (Triangle) | Diffuser Options | Lens Options | Cable Color/Length |
|-------------|----------------------|-----------------------|------------------------|---------------------|-----------------|-----------------------|

- To build a product code in our configurator select the specify button on the base model # product page
- To build a manual product code on this datasheet choose from the options listed below in blue font and add the suffix to the base model #

GENERAL

Series: Snooker
 Subseries: Snooker Monopoint Surface Canopy
 Partner: Prolicht
 Division: Architectural
 Installation: Suspension
 Product Type: Pendant
 Mounting Location: Ceiling
 Light Distribution: Downlight

PHYSICAL

Shape: Round
 Diameter (mm): 72
 Diameter (in): 2 ¹³/₁₆
 Height (mm): 72
 Height (in): 2 ¹³/₁₆
 Max. Overall Height (mm): 2072
 Max. Overall Height (in): 81 ⁷/₁₆
 Weight (kg): 0.745
 Weight (lbs): 1.642
 Fixture Finish: SSR / BKV / CWI / CRY / HAB / UFT / ITA / RUA / FTG / MYG / LOD / PUS / FRO / FUP / KIA / POP / BLS / SPG / MEY / GOH / CHC / COM / ABZ / JAG / OBR / MOS / ROR
 Fixture Material: Aluminum Die Cast
 Cable Details: 2000mm or 4000mm Cable - Color Options: Black / White / Orange / Red / Green

ELECTRICAL

Lamp Type: LED (Zhaga Standard)
 Input Wattage (W): 6.6
 Total Output Wattage (W): 6
 Dimming: Tri-Mode (Non-Dimming and Phase Dimming (120Vac only) and 0-10V Dimming)
 Driver Included: Yes
 Driver Location: External
 Driver Type: Constant Current - Universal
 Driver Class: Class 2
 Housing: ENCP3 w/quick connect
 Input Voltage (V): 120 - 277
 Constant Current (MA): 500

LED

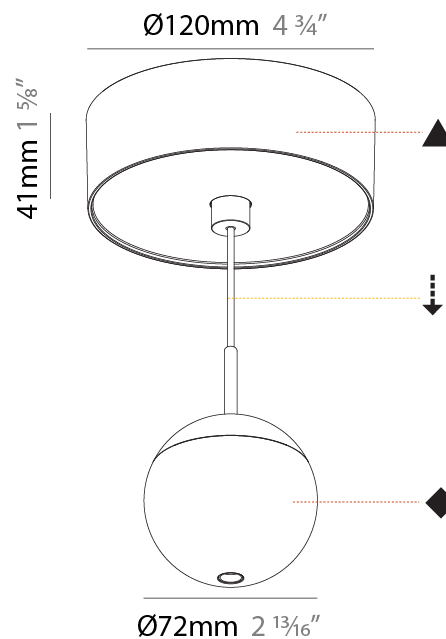
Color Temperature (°K): 2700 / 3000 / 3500 / 4000
 Max. Delivered Lumen (lm): 310 / 328 / 347 / 356
 Nominal Lumen (lm): 460 / 487 / 514 / 528
 CRI: >90 CRI
 Efficiency (%): 60
 Lamp Life (hrs): 50000

OPTICAL

Optic°: 32 / 58

RATINGS AND CERTIFICATIONS

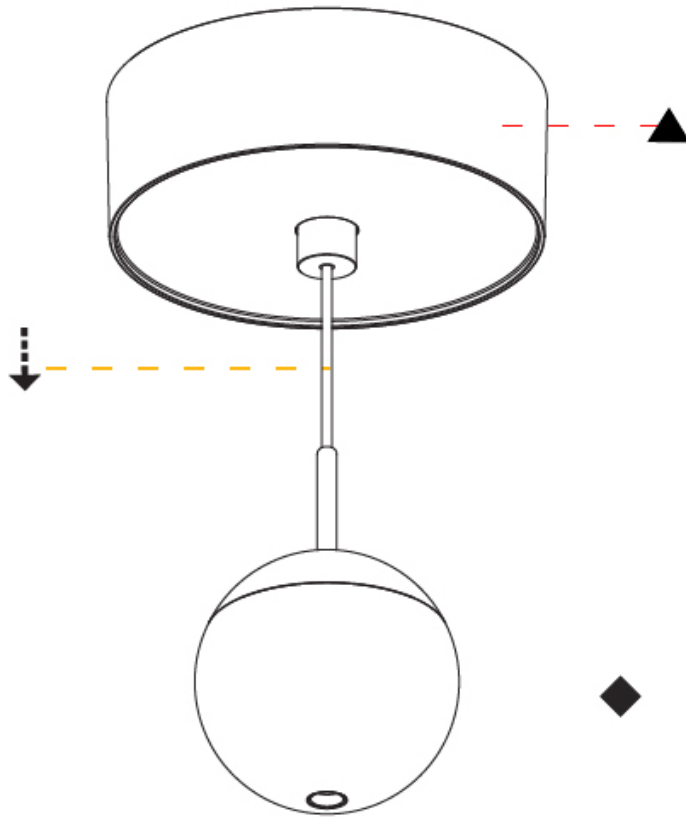
Certified By: Certified for North American Standards
 IP rating: IP20



SNOOKER MONOPOINT SURFACE CANOPY SUSPENSION

A30827-

| | |
|-----------|-------|
| PROJECT | _____ |
| TYPE | _____ |
| SPECIFIER | _____ |
| QUANTITY | _____ |
| DATE | _____ |



A

SNOOKER

COLOR FINISH CHART

PROJECT _____

TYPE _____


SPECIFIER _____

QUANTITY _____

DATE _____

Fixture Finish

Chrome - (CHR)



Sparkling Silver - 01 (SSR)



Black Velvet - 02 (BKV)



Crystal White - 03 (CWI)



Creamy - 04 (CRY)




Hampton Bay - 05 (HAB)



Urban Forest - 07 (UFT)



In the Army - 08 (ITA)




Rusty Angel - 09 (RUA)




Fade to Gray - 12 (FTG)



Mysterious Gray - 13 (MYG)



Lost Dream - 15 (LOD)



Purple Sky - 16 (PUS)




Fresh Oh - 17 (FRO)




Funky P. - 18 (FUP)



Kissing Aphrodite - 19 (KIA)




Poseidon's Paradise - 20 (POP)




Blue Sky - 21 (BLS)



Spring Green - 22 (SPG)



Mellow Yellow - 23 (MEY)



Golden Heart - 24 (GOH)



Champagne Cream - 26 (CHC)



Copper Mine - 27 (COM)



Ancient Bronze - 28 (ABZ)



Jazz Gold - 29 (JAG)



Olive Breeze - 30 (OBR)



Moonlight Silver - 31 (MOS)



Rosewood Red - 32 (ROR)




SNOOKER METAL MONOPOINT SURFACE CANOPY, SNOOKER MONOPOINT RECESSED CANOPY, SNOOKER MONOPOINT SURFACE CANOPY SUSPENSION


COLOR FINISH CHART

Accent Finish


Yellow - (YEL)



Orange - (ORA)




Red - (RED)



Blue - (BLU)



Green - (GRN)



Digital: Not all screens are calibrated the same, and therefore, colors will appear differently between screens.

Physical: When texture is involved, there will be variations in color, character and tone within a product series and between product families.

Champagne Cream, Copper Mine, Ancient Bronze + Jazz Gold: These finishes have slight fading from specific powder coating production. Each luminaire will slightly vary.



LEGEND

| | | | | | |
|--|---|---|--|---|--|
|  | floor-mounted |  | pivotal |  | special LED (upon request) RGB, RGBW, tunable, gold+, meat+, art+, fashion+ |
|  | wall and ceiling: recessed and surface mounted |  | rotating |  | warm dim / natural dimming LED |
|  | ceiling-mounted and wall-mounted |  | illuminate tilted |  | rechargeable battery powered |
|  | wall-mounted |  | color of suspension cable |  | fixture with natural vivid LED (upon request) |
|  | omni-directional light distribution |  | length of suspension cable |  | color rendering index |
|  | direct light distribution |  | reflector degree selection |  | color temperature |
|  | direct/indirect light distribution |  | super spot |  | lumen (luminous flux) |
|  | indirect light distribution |  | lens |  | efficacy (lumens per watt) |
|  | asymmetric light distribution |  | lens pack |  | Unified Glare Rating (UGR) range from 5-40 |
|  | aura light distribution |  | shine ring |  | marine grade (AISI 316 stainless steel) |
|  | round wall or ceiling cut-out |  | integrated shine ring with diffuser |  | walk on |
|  | square wall or ceiling cut-out |  | free individual colors 01-29 |  | drive on |
|  | the supplied jig specifies the cutout dimensions |  | individual colors: 00 (free of charge), 01-25 (extra charge) |  | Dark Sky Compliance |
|  | minimum distance (meters) lamp - object |  | luminaire part to be colored (F1) |  | Americans with Disabilities Act (less than 4" off the wall located between 27"-84" from floor) |
|  | recessed depth |  | luminaire part to be colored (F2) |  | lamp protected against explosion |
|  | ceiling thickness in mm |  | luminaire part to be colored (F3) |  | blown glass using traditional methods by master glass blower |
|  | ceiling thickness selection |  | luminaire part to be colored (F4) |  | acoustic material |
|  | dimnable DP (phase), DV (0-10V), DD (dali), DS (step-dim) |  | luminaire part to be colored (F5) |  | protection class I, protection insulation |
|  | included or excluded LED driver/transformer/control gear |  | color of 3-circuit adaptor |  | protection class II, protection insulation |
|  | separately switchable |  | indirect diffuser |  | ETL Certified to UL and CSA Standards |
|  | sensor |  | direct diffuser |  | UL Certified to UL and CSA Standards |
|  | remote control |  | ball-proof (upon request) |  | CSA Certified to UL and CSA Standards |
|  | available upon request |  | accessory |  | Certified for North American Standards |

IP RATING

| | |
|---|--|
|  | protected against ingress of solid bodies greater than 12.5mm (finger) |
|  | protected against ingress of solid bodies greater than 2.5mm protected against sprays of water up to 60 degrees from the vertical (rain) |
|  | protected against ingress of solid bodies greater than 1mm (wire) no protection against the ingress of moisture |
|  | protected against ingress of solid bodies greater than 1mm (wire) protected against sprays of water up to 60 degrees from the vertical (rain) |
|  | protected against ingress of solid bodies greater than 1mm (wire) protected against water splashed from all directions |
|  | protected against limited ingress of dust (wet rooms/covered outdoor areas) protected against water splashed from all directions |
|  | protected against ingress of dust protected against jets of water |
|  | protected against ingress of dust protected against powerful jets of water or heavy seas |
|  | protected against ingress of dust protected against immersion of water between 15cm - 1m for 30 minutes |
|  | protected against ingress of dust protected against immersion of water under pressure for long periods |

IK RATING

| | |
|---|---|
|  | protected against 0.14 joules impact (equivalent to 0.25kg mass dropped from 56mm above the surface) |
|  | protected against 0.2 joules impact (equivalent to 0.25kg mass dropped from 80mm above the surface) |
|  | protected against 0.35 joules impact (equivalent to 0.25kg mass dropped from 140mm above the surface) |
|  | protected against 0.5 joules impact (equivalent to 0.25kg mass dropped from 200mm above the surface) |
|  | protected against 0.7 joules impact (equivalent to 0.25kg mass dropped from 280mm above the surface) |
|  | protected against 1 joules impact (equivalent to 0.25kg mass dropped from 400mm above the surface) |
|  | protected against 2 joules impact (equivalent to 0.5kg mass dropped from 400mm above the surface) |
|  | protected against 5 joules impact (equivalent to 1.7kg mass dropped from 300mm above the surface) |
|  | protected against 10 joules impact (equivalent to 5.0kg mass dropped from 200mm above the surface) |
|  | protected against 20 joules impact (equivalent to 5.0kg mass dropped from 400mm above the surface) |