

SOLIDO POST

E15B002-

base number _____ Color _____
Temperature _____

- To build a product code in our configurator select the specify button on the base model # product page
- To build a manual product code on this datasheet choose from the options listed below in blue font and add the suffix to the base model #

GENERAL

Series: Solido _____
Partner: Diamante _____
Division: Exterior _____
Installation: Post _____
Product Type: Bollard _____
Mounting Location: Above Ground _____
Light Distribution: Direct _____

PHYSICAL

Shape: Rectangle _____
Length (mm): 160 _____
Length (in): 6 ⁵/₁₆ _____
Width (mm): 85 _____
Width (in): 3 ³/₈ _____
Height (mm): 794 _____
Height (in): 31 ¹/₄ _____
Weight (kg): 3.1 _____
Diffuser: PMMA - Opal _____
Fixture Finish: ANB _____
Fixture Material: Aluminum Alloy _____
Cable Details: Supplied with one power supply cable 0.8m in length _____

ELECTRICAL

Lamp Type: LED _____
Input Wattage (W): 11 _____
Total Output Wattage (W): 9.35 _____
Dimming: Non-dimming / DALI Dimming / DMX _____
Driver Included: No _____
Driver Location: Remote _____
Driver Type: Constant Voltage - Universal _____
Driver Class: Class 2 _____
Input Voltage (V): 120 - 277 _____
Output Voltage (V): 24 _____
Upon Request: 0-10V Dimming _____

LED

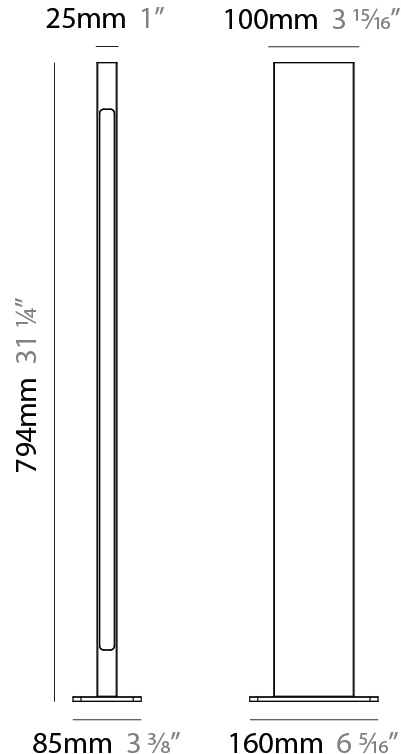

Number of LEDs: 132 _____
Color Temperature (°K): 3000 / 4000 / 6000 _____
Max. Delivered Lumen (lm): 880 / 975 / 1060 _____
Nominal Lumen (lm): 1420 / 1575 / 1715 _____
CRI: >80 CRI _____
Lamp Life (hrs): 50000 _____

OPTICAL

Beam Angle: 120 _____

RATINGS AND CERTIFICATIONS

Certified By: Certified for North American Standards _____
IP rating: IP66 _____
IK Rating: IK10 _____



SOLIDO POST

E15B006-

base number _____ Color _____
 Temperature _____

- To build a product code in our configurator select the specify button on the base model # product page
- To build a manual product code on this datasheet choose from the options listed below in blue font and add the suffix to the base model #

GENERAL

Series: Solido _____
 Partner: Diamante _____
 Division: Exterior _____
 Installation: Post _____
 Product Type: Bollard _____
 Mounting Location: Above Ground _____
 Light Distribution: Direct _____

PHYSICAL

Shape: Rectangle _____
 Length (mm): 160 _____
 Length (in): 6 ⁵/₁₆ _____
 Width (mm): 85 _____
 Width (in): 3 ³/₈ _____
 Height (mm): 794 _____
 Height (in): 31 ¹/₄ _____
 Weight (kg): 5 _____
 Diffuser: PMMA - Opal _____
 Fixture Finish: ANB _____
 Fixture Material: Aluminum Alloy _____
 Cable Details: Supplied with one power supply cable 0.8m in length _____

ELECTRICAL

Lamp Type: LED _____
 Input Wattage (W): 22 _____
 Total Output Wattage (W): 18.7 _____
 Dimming: Non-dimming / DALI Dimming / DMX _____
 Driver Included: No _____
 Driver Location: Remote _____
 Driver Type: Constant Voltage - Universal _____
 Driver Class: Class 2 _____
 Input Voltage (V): 120 - 277 _____
 Output Voltage (V): 24 _____
 Upon Request: 0-10V Dimming _____

LED

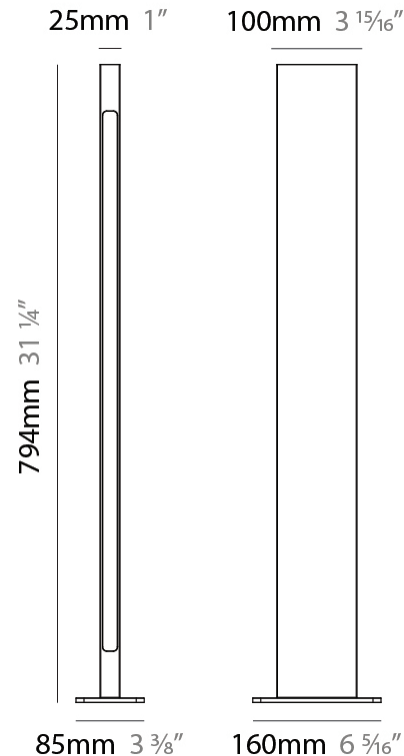
Number of LEDs: 264 _____
 Color Temperature (°K): 3000 / 4000 / 6000 _____
 Max. Delivered Lumen (lm): 1755 / 1950 / 2120 _____
 Nominal Lumen (lm): 2845 / 3155 / 3425 _____
 CRI: >80 CRI _____
 Lamp Life (hrs): 50000 _____

OPTICAL

Beam Angle: 120 _____

RATINGS AND CERTIFICATIONS

Certified By: Certified for North American Standards _____
 IP rating: IP66 _____
 IK Rating: IK10 _____



PROJECT

TYPE

SPECIFIER

QUANTITY

DATE

Fixture Finish

Digital: Not all screens are calibrated the same, and therefore, colors will appear differently between screens.

Physical: When texture is involved, there will be variations in color, character and tone within a product series and between product families.



LEGEND

	floor-mounted		pivotable		special LED (upon request) RGB, RGBW, tunable, gold+, meat+, art+, fashion+
	wall and ceiling: recessed and surface mounted		rotating		warm dim / natural dimming LED
	ceiling-mounted and wall-mounted		illuminate tilted		rechargeable battery powered
	wall-mounted		color of suspension cable		fixture with natural vivid LED (upon request)
	omni-directional light distribution		length of suspension cable		color rendering index
	direct light distribution		reflector degree selection		color temperature
	direct/indirect light distribution		super spot		lumen (luminous flux)
	indirect light distribution		lens		efficacy (lumens per watt)
	asymmetric light distribution		lens pack		Unified Glare Rating (UGR) range from 5-40
	aura light distribution		shine ring		marine grade (AISI 316 stainless steel)
	round wall or ceiling cut-out		integrated shine ring with diffuser		walk on
	square wall or ceiling cut-out		free individual colors 01-29		drive on
	the supplied jig specifies the cutout dimensions		individual colors: 00 (free of charge), 01-25 (extra charge)		Dark Sky Compliance
	minimum distance (meters) lamp - object		luminaire part to be colored (F1)		Americans with Disabilities Act (less than 4" off the wall located between 27"-84" from floor)
	recessed depth		luminaire part to be colored (F2)		lamp protected against explosion
	ceiling thickness in mm		luminaire part to be colored (F3)		blown glass using traditional methods by master glass blower
	ceiling thickness selection		luminaire part to be colored (F4)		acoustic material
	dimnable DP (phase), DV (0-10V), DD (dali), DS (step-dim)		luminaire part to be colored (F5)		protection class I, protection insulation
	included or excluded LED driver/transformer/control gear		color of 3-circuit adaptor		protection class II, protection insulation
	separately switchable		indirect diffuser		ETL Certified to UL and CSA Standards
	sensor		direct diffuser		UL Certified to UL and CSA Standards
	remote control		ball-proof (upon request)		CSA Certified to UL and CSA Standards
	available upon request		accessory		Certified for North American Standards

IP RATING

	protected against ingress of solid bodies greater than 12.5mm (finger)
	protected against ingress of solid bodies greater than 2.5mm protected against sprays of water up to 60 degrees from the vertical (rain)
	protected against ingress of solid bodies greater than 1mm (wire) no protection against the ingress of moisture
	protected against ingress of solid bodies greater than 1mm (wire) protected against sprays of water up to 60 degrees from the vertical (rain)
	protected against ingress of solid bodies greater than 1mm (wire) protected against water splashed from all directions
	protected against limited ingress of dust (wet rooms/covered outdoor areas) protected against water splashed from all directions
	protected against ingress of dust protected against jets of water
	protected against ingress of dust protected against powerful jets of water or heavy seas
	protected against ingress of dust protected against immersion of water between 15cm - 1m for 30 minutes
	protected against ingress of dust protected against immersion of water under pressure for long periods

IK RATING

	protected against 0.14 joules impact (equivalent to 0.25kg mass dropped from 56mm above the surface)
	protected against 0.2 joules impact (equivalent to 0.25kg mass dropped from 80mm above the surface)
	protected against 0.35 joules impact (equivalent to 0.25kg mass dropped from 140mm above the surface)
	protected against 0.5 joules impact (equivalent to 0.25kg mass dropped from 200mm above the surface)
	protected against 0.7 joules impact (equivalent to 0.25kg mass dropped from 280mm above the surface)
	protected against 1 joules impact (equivalent to 0.25kg mass dropped from 400mm above the surface)
	protected against 2 joules impact (equivalent to 0.5kg mass dropped from 400mm above the surface)
	protected against 5 joules impact (equivalent to 1.7kg mass dropped from 300mm above the surface)
	protected against 10 joules impact (equivalent to 5.0kg mass dropped from 200mm above the surface)
	protected against 20 joules impact (equivalent to 5.0kg mass dropped from 400mm above the surface)