

## SPIARE RECESSED

### E9R145-

base number            Finish             
Options           

- To build a product code in our configurator select the specify button on the base model # product page
- To build a manual product code on this datasheet choose from the options listed below in blue font and add the suffix to the base model #

#### GENERAL

Series: Spiare \_\_\_\_\_  
 Partner: Platek \_\_\_\_\_  
 Division: Exterior \_\_\_\_\_  
 Installation: Recessed \_\_\_\_\_  
 Product Type: Step Light \_\_\_\_\_  
 Mounting Location: Wall \_\_\_\_\_  
 Light Distribution: Direct \_\_\_\_\_

#### PHYSICAL

Shape: Square \_\_\_\_\_  
 Length (mm): 80 \_\_\_\_\_  
 Length (in): 3 1/8 \_\_\_\_\_  
 Height (mm): 80 \_\_\_\_\_  
 Depth (mm): 37.5 \_\_\_\_\_  
 Height (in): 3 1/8 \_\_\_\_\_  
 Depth (in): 1 1/2 \_\_\_\_\_  
 Installation Requirement: For exterior installation in concrete only. Not available for Drywall installation. \_\_\_\_\_  
 Diffuser: Clear tempered glass \_\_\_\_\_  
 Fixture Finish: [BLK](#) / [WHI](#) / [GRY](#) / [ANT](#) / [BRZ](#) \_\_\_\_\_  
 Fixture Material: Aluminum Die Cast \_\_\_\_\_  
 Cut-out Measurements: 200 x 44.5mm \_\_\_\_\_

#### ELECTRICAL

Lamp Type: LED (Zhaga Standard) \_\_\_\_\_  
 Input Wattage (W): 2.5 \_\_\_\_\_  
 Total Output Wattage (W): 1.9 \_\_\_\_\_  
 Dimming: Non-Dimmable \_\_\_\_\_  
 Driver Included: Yes \_\_\_\_\_  
 Driver Location: Remote \_\_\_\_\_  
 Driver Type: Constant Voltage - 120 Vac \_\_\_\_\_  
 Driver Class: Class 2 \_\_\_\_\_  
 Input Voltage (V): 120 \_\_\_\_\_  
 Output Voltage (V): 24 \_\_\_\_\_

#### LED

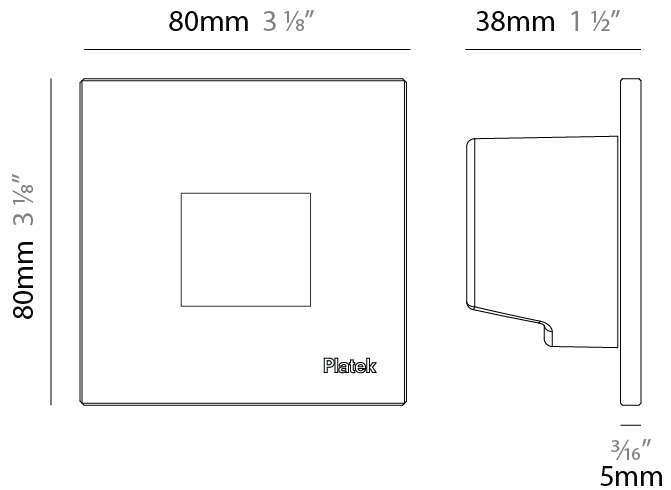

Number of LEDs: 1 \_\_\_\_\_  
 Color Temperature (°K): 3000 \_\_\_\_\_  
 Max. Delivered Lumen (lm): 25 \_\_\_\_\_  
 Nominal Lumen (lm): 250 \_\_\_\_\_  
 CRI: >80 CRI \_\_\_\_\_  
 Lamp Life (hrs): 50000 \_\_\_\_\_

#### OPTICAL

Beam Angle: Asymmetrical \_\_\_\_\_

#### RATINGS AND CERTIFICATIONS

Certified By: Certified for North American Standards \_\_\_\_\_  
 IP rating: IP66 \_\_\_\_\_  
 IK Rating: IK05 \_\_\_\_\_



## SPIARE RECESSED

E9R145-

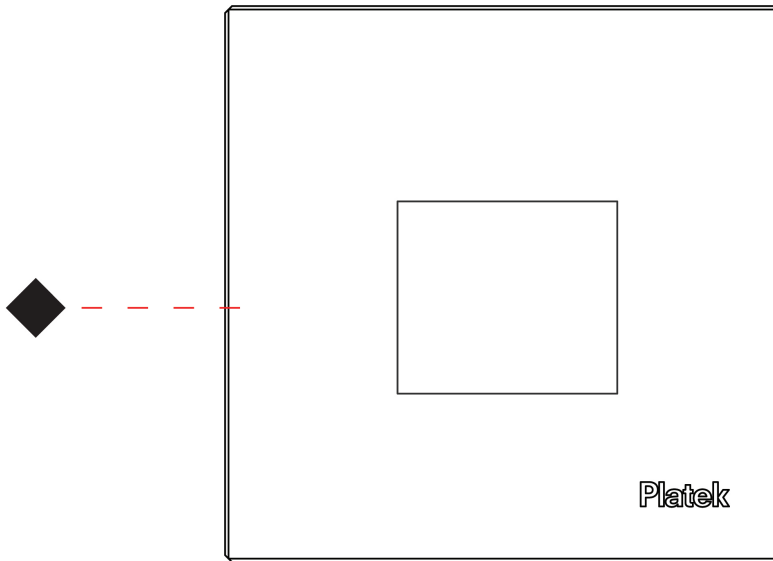
PROJECT

TYPE

SPECIFIER

QUANTITY

DATE



PROJECT	_____
TYPE	_____
SPECIFIER	_____
QUANTITY	_____
DATE	_____

## SPIARE RECESSED

### E9R147-

base number \_\_\_\_\_  
 Finish \_\_\_\_\_  
 Options \_\_\_\_\_

- To build a product code in our configurator select the specify button on the base model # product page
- To build a manual product code on this datasheet choose from the options listed below in blue font and add the suffix to the base model #

#### GENERAL

Series: Spiare \_\_\_\_\_  
 Partner: Platek \_\_\_\_\_  
 Division: Exterior \_\_\_\_\_  
 Installation: Recessed \_\_\_\_\_  
 Product Type: Step Light \_\_\_\_\_  
 Mounting Location: Wall \_\_\_\_\_  
 Light Distribution: Direct \_\_\_\_\_

#### PHYSICAL

Shape: Square \_\_\_\_\_  
 Length (mm): 80 \_\_\_\_\_  
 Length (in): 3 1/8 \_\_\_\_\_  
 Height (mm): 80 \_\_\_\_\_  
 Depth (mm): 37.5 \_\_\_\_\_  
 Height (in): 3 1/8 \_\_\_\_\_  
 Depth (in): 1 1/2 \_\_\_\_\_  
 Installation Requirement: For exterior installation in concrete only. Not available for Drywall installation. \_\_\_\_\_  
 Diffuser: PMMA - Opal \_\_\_\_\_  
 Fixture Finish: [BLK](#) / [WHI](#) / [GRY](#) / [ANT](#) / [BRZ](#) \_\_\_\_\_  
 Fixture Material: Aluminum Die Cast \_\_\_\_\_

#### ELECTRICAL

Lamp Type: LED (Zhaga Standard) \_\_\_\_\_  
 Input Wattage (W): 6 \_\_\_\_\_  
 Dimming: Non-Dimmable \_\_\_\_\_  
 Driver Included: Yes \_\_\_\_\_  
 Driver Location: Remote \_\_\_\_\_  
 Driver Type: Constant Voltage - 120 Vac \_\_\_\_\_  
 Driver Class: Class 2 \_\_\_\_\_  
 Input Voltage (V): 120 \_\_\_\_\_  
 Output Voltage (V): 24 \_\_\_\_\_

#### LED

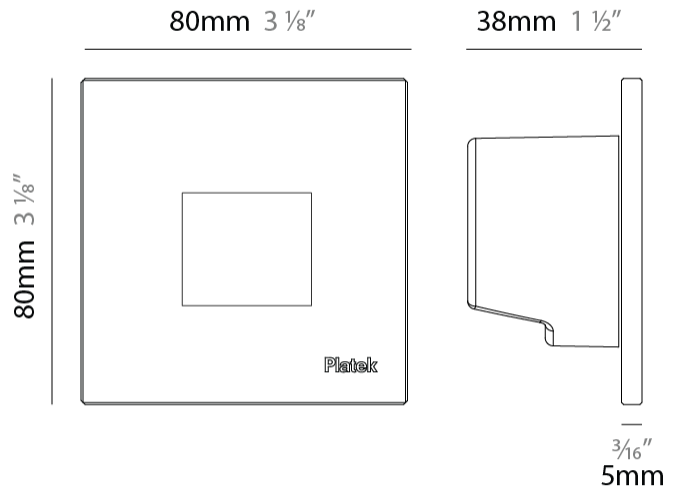

Number of LEDs: 1 \_\_\_\_\_  
 Color Temperature (°K): 3000 \_\_\_\_\_  
 Max. Delivered Lumen (lm): 10 \_\_\_\_\_  
 Nominal Lumen (lm): 250 \_\_\_\_\_  
 CRI: >80 CRI \_\_\_\_\_  
 Lamp Life (hrs): 50000 \_\_\_\_\_

#### OPTICAL

Beam Angle: Asymmetrical \_\_\_\_\_

#### RATINGS AND CERTIFICATIONS

Certified By: Certified for North American Standards \_\_\_\_\_  
 IP rating: IP66 \_\_\_\_\_  
 IK Rating: IK05 \_\_\_\_\_



## SPIARE RECESSED

E9R147-

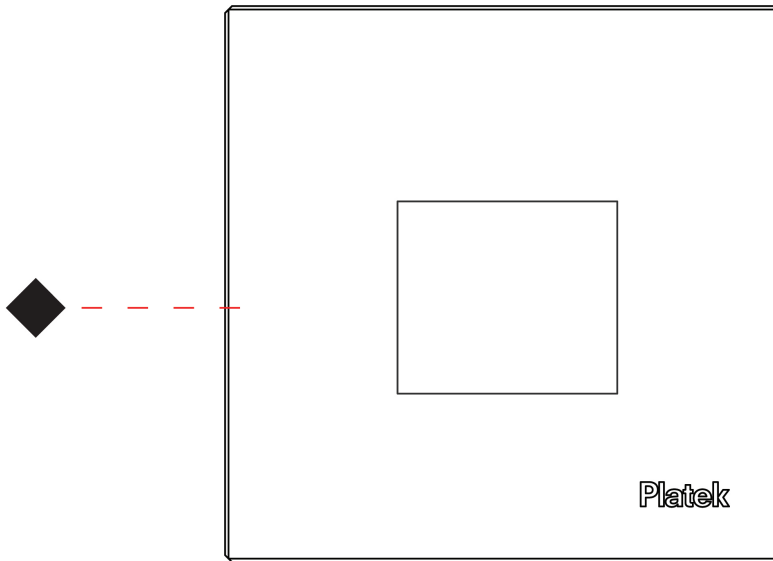
PROJECT

TYPE

SPECIFIER

QUANTITY

DATE



PROJECT
TYPE
SPECIFIER
QUANTITY
DATE

## SPIARE RECESSED

### E9R149-

base number            Finish             
Options           

- To build a product code in our configurator select the specify button on the base model # product page
- To build a manual product code on this datasheet choose from the options listed below in blue font and add the suffix to the base model #

#### GENERAL

Series: Spiare             
 Partner: Platek             
 Division: Exterior             
 Installation: Recessed             
 Product Type: Step Light             
 Mounting Location: Wall             
 Light Distribution: Direct           

#### PHYSICAL

Shape: Rectangle             
 Length (mm): 120             
 Length (in): 4 ¾             
 Height (mm): 80             
 Depth (mm): 38             
 Height (in): 3 ⅛             
 Depth (in): 1 ½             
 Installation Requirement: For exterior installation in concrete only. Not available for Drywall installation.             
 Diffuser: Clear tempered glass             
 Fixture Finish: [BLK](#) / [WHI](#) / [GRY](#) / [ANT](#) / [BRZ](#)             
 Fixture Material: Aluminum Die Cast             
 Cut-out Measurements: 200 x 44.5mm           

#### ELECTRICAL

Lamp Type: LED             
 Input Wattage (W): 6             
 Dimming: Non-Dimmable             
 Driver Included: No             
 Driver Location: Remote             
 Driver Type: Constant Voltage - 120 Vac             
 Driver Class: Class 2             
 Housing: ENCP4             
 Input Voltage (V): 120             
 Output Voltage (V): 24           

#### LED

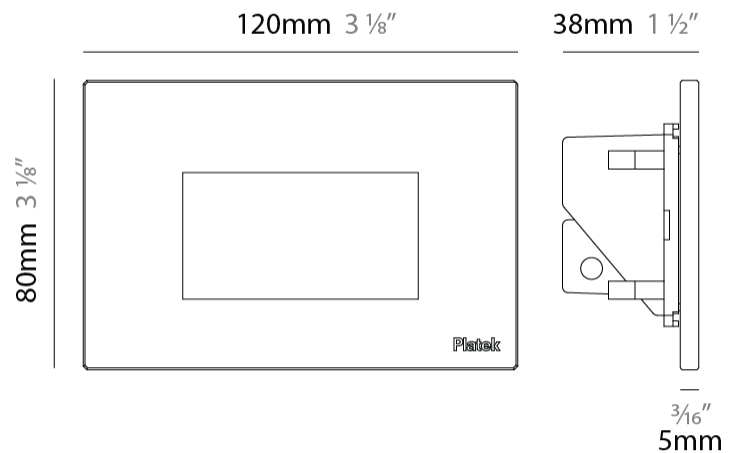

Number of LEDs: 1             
 Color Temperature (°K): 3000             
 Max. Delivered Lumen (lm): 130             
 Nominal Lumen (lm): 400             
 CRI: >80 CRI             
 Lamp Life (hrs): 50000           

#### OPTICAL

Beam Angle: Asymmetrical           

#### RATINGS AND CERTIFICATIONS

Certified By: Certified for North American Standards             
 IP rating: IP66             
 IK Rating: IK05           



## SPIARE RECESSED

E9R149-

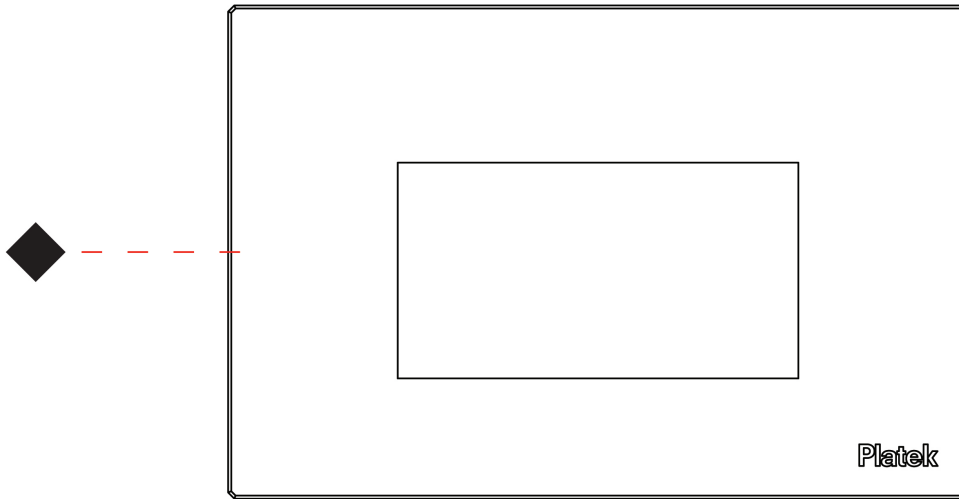
PROJECT

TYPE

SPECIFIER

QUANTITY

DATE



## SPIARE RECESSED

### E9R151-

base number \_\_\_\_\_  
 Finish \_\_\_\_\_  
 Options \_\_\_\_\_

- To build a product code in our configurator select the specify button on the base model # product page
- To build a manual product code on this datasheet choose from the options listed below in blue font and add the suffix to the base model #

#### GENERAL

Series: Spiare \_\_\_\_\_  
 Partner: Platek \_\_\_\_\_  
 Division: Exterior \_\_\_\_\_  
 Installation: Recessed \_\_\_\_\_  
 Product Type: Step Light \_\_\_\_\_  
 Mounting Location: Wall \_\_\_\_\_  
 Light Distribution: Direct \_\_\_\_\_

#### PHYSICAL

Shape: Rectangle \_\_\_\_\_  
 Length (mm): 120 \_\_\_\_\_  
 Length (in): 4 ¾ \_\_\_\_\_  
 Height (mm): 80 \_\_\_\_\_  
 Depth (mm): 37.5 \_\_\_\_\_  
 Height (in): 3 ⅙ \_\_\_\_\_  
 Depth (in): 1 ½ \_\_\_\_\_  
 Installation Requirement: For exterior installation in concrete only. Not available for Drywall installation. \_\_\_\_\_  
 Diffuser: PMMA - Opal \_\_\_\_\_  
 Fixture Finish: [BLK](#) / [WHI](#) / [GRY](#) / [ANT](#) / [BRZ](#) \_\_\_\_\_  
 Fixture Material: Aluminum Die Cast \_\_\_\_\_

#### ELECTRICAL

Lamp Type: LED \_\_\_\_\_  
 Input Wattage (W): 6 \_\_\_\_\_  
 Dimming: Non-Dimmable \_\_\_\_\_  
 Driver Included: No \_\_\_\_\_  
 Driver Location: Remote \_\_\_\_\_  
 Driver Type: Constant Voltage - 120 Vac \_\_\_\_\_  
 Driver Class: Class 2 \_\_\_\_\_  
 Housing: ENCP4 \_\_\_\_\_  
 Input Voltage (V): 120 \_\_\_\_\_  
 Output Voltage (V): 24 \_\_\_\_\_

#### LED

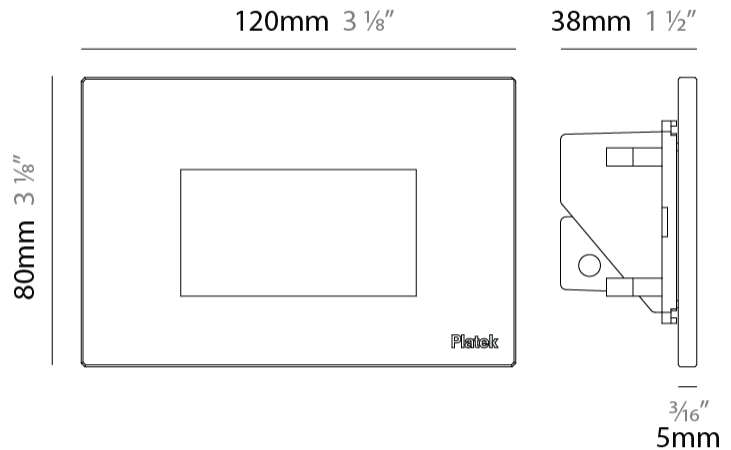

Number of LEDs: 1 \_\_\_\_\_  
 Color Temperature (°K): 3000 \_\_\_\_\_  
 Max. Delivered Lumen (lm): 50 \_\_\_\_\_  
 Nominal Lumen (lm): 250 \_\_\_\_\_  
 CRI: >80 CRI \_\_\_\_\_  
 Lamp Life (hrs): 50000 \_\_\_\_\_

#### OPTICAL

Beam Angle: Asymmetrical \_\_\_\_\_

#### RATINGS AND CERTIFICATIONS

Certified By: Certified for North American Standards \_\_\_\_\_  
 IP rating: IP66 \_\_\_\_\_  
 IK Rating: IK05 \_\_\_\_\_



## SPIARE RECESSED

E9R151-

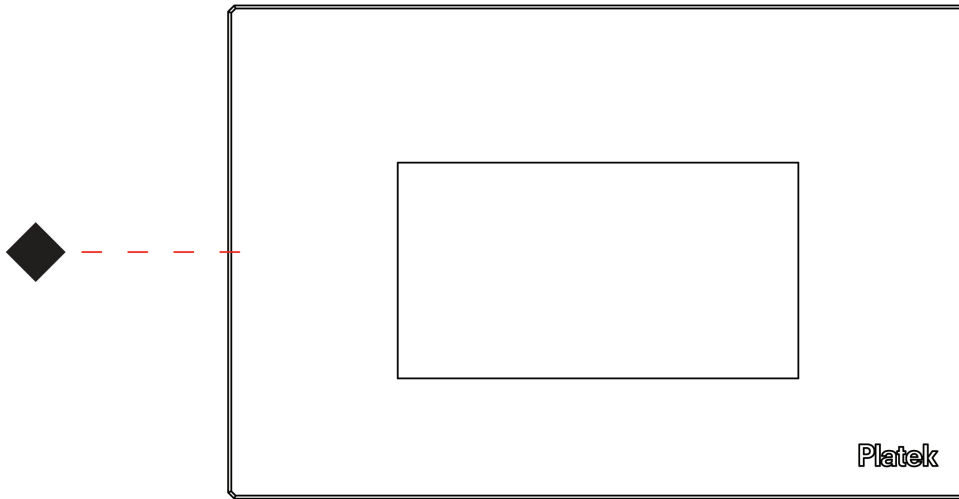
PROJECT

TYPE

SPECIFIER

QUANTITY

DATE



PROJECT
TYPE
SPECIFIER
QUANTITY
DATE

## SPIARE RECESSED

### E9R153-

base number            Finish             
Options           

- To build a product code in our configurator select the specify button on the base model # product page
- To build a manual product code on this datasheet choose from the options listed below in blue font and add the suffix to the base model #

#### GENERAL

Series: Spiare             
 Partner: Platek             
 Division: Exterior             
 Installation: Recessed             
 Product Type: Step Light             
 Mounting Location: Wall             
 Light Distribution: Direct           

#### PHYSICAL

Shape: Rectangle             
 Length (mm): 190             
 Length (in): 7 ½             
 Height (mm): 80             
 Depth (mm): 37.5             
 Height (in): 3 ⅙             
 Depth (in): 1 ½             
 Installation Requirement: For exterior installation in concrete only. Not available for Drywall installation.             
 Diffuser: Clear tempered glass             
 Fixture Finish: [BLK](#) / [WHI](#) / [GRY](#) / [ANT](#) / [BRZ](#)             
 Fixture Material: Aluminum Die Cast             
 Cut-out Measurements: 200 x 44.5mm           

#### ELECTRICAL

Lamp Type: LED             
 Input Wattage (W): 8             
 Dimming: Non-Dimmable             
 Driver Included: No             
 Driver Location: Remote             
 Driver Type: Constant Voltage - 120 Vac             
 Driver Class: Class 2             
 Housing: ENCP4             
 Input Voltage (V): 120             
 Output Voltage (V): 24           

#### LED

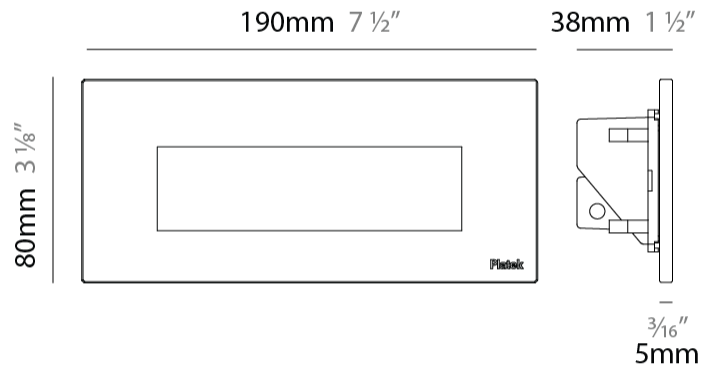
Number of LEDs: 1             
 Color Temperature (°K): 3000             
 Max. Delivered Lumen (lm): 150             
 Nominal Lumen (lm): 550             
 CRI: >80 CRI             
 Lamp Life (hrs): 50000           

#### OPTICAL

Beam Angle: Asymmetrical           

#### RATINGS AND CERTIFICATIONS

Certified By: Certified for North American Standards             
 IP rating: IP66             
 IK Rating: IK05           



## SPIARE RECESSED

E9R153-

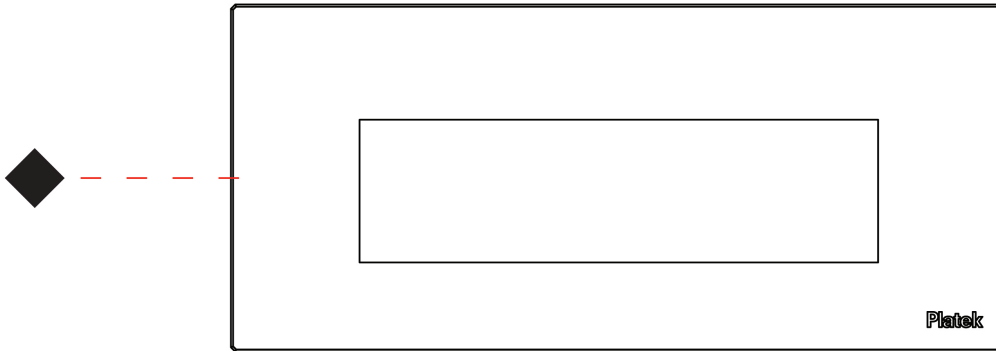
PROJECT

TYPE

SPECIFIER

QUANTITY

DATE



## SPIARE RECESSED

### E9R155-

base number \_\_\_\_\_  
 Finish \_\_\_\_\_  
 Options \_\_\_\_\_

- To build a product code in our configurator select the specify button on the base model # product page
- To build a manual product code on this datasheet choose from the options listed below in blue font and add the suffix to the base model #

#### GENERAL

Series: Spiare \_\_\_\_\_  
 Partner: Platek \_\_\_\_\_  
 Division: Exterior \_\_\_\_\_  
 Installation: Recessed \_\_\_\_\_  
 Product Type: Step Light \_\_\_\_\_  
 Mounting Location: Wall \_\_\_\_\_  
 Light Distribution: Direct \_\_\_\_\_

#### PHYSICAL

Shape: Rectangle \_\_\_\_\_  
 Length (mm): 190 \_\_\_\_\_  
 Length (in): 7 ½ \_\_\_\_\_  
 Height (mm): 80 \_\_\_\_\_  
 Depth (mm): 37.5 \_\_\_\_\_  
 Height (in): 3 ⅙ \_\_\_\_\_  
 Depth (in): 1 ½ \_\_\_\_\_  
 Installation Requirement: For exterior installation in concrete only. Not available for Drywall installation. \_\_\_\_\_  
 Diffuser: PMMA - Opal \_\_\_\_\_  
 Fixture Finish: [BLK](#) / [WHI](#) / [GRY](#) / [ANT](#) / [BRZ](#) \_\_\_\_\_  
 Fixture Material: Aluminum Die Cast \_\_\_\_\_

#### ELECTRICAL

Lamp Type: LED \_\_\_\_\_  
 Input Wattage (W): 8 \_\_\_\_\_  
 Dimming: Non-Dimmable \_\_\_\_\_  
 Driver Included: No \_\_\_\_\_  
 Driver Location: Remote \_\_\_\_\_  
 Driver Type: Constant Voltage - 120 Vac \_\_\_\_\_  
 Driver Class: Class 2 \_\_\_\_\_  
 Housing: ENCP4 \_\_\_\_\_  
 Input Voltage (V): 120 \_\_\_\_\_  
 Output Voltage (V): 24 \_\_\_\_\_

#### LED

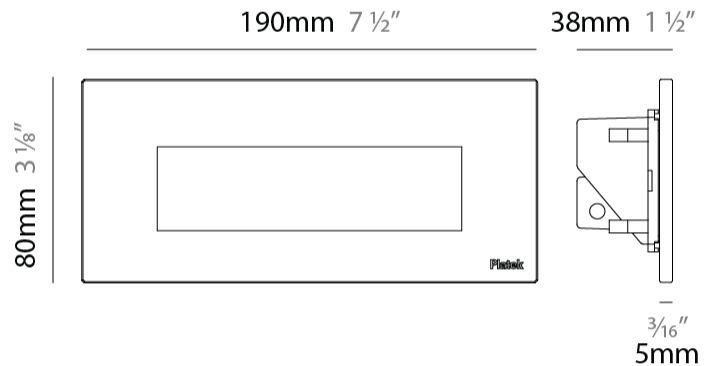

Number of LEDs: 1 \_\_\_\_\_  
 Color Temperature (°K): 3000 \_\_\_\_\_  
 Max. Delivered Lumen (lm): 60 \_\_\_\_\_  
 Nominal Lumen (lm): 550 \_\_\_\_\_  
 CRI: >80 CRI \_\_\_\_\_  
 Lamp Life (hrs): 50000 \_\_\_\_\_

#### OPTICAL

Beam Angle: Diffused \_\_\_\_\_

#### RATINGS AND CERTIFICATIONS

Certified By: Certified for North American Standards \_\_\_\_\_  
 IP rating: IP66 \_\_\_\_\_  
 IK Rating: IK05 \_\_\_\_\_



## SPIARE RECESSED

E9R155-

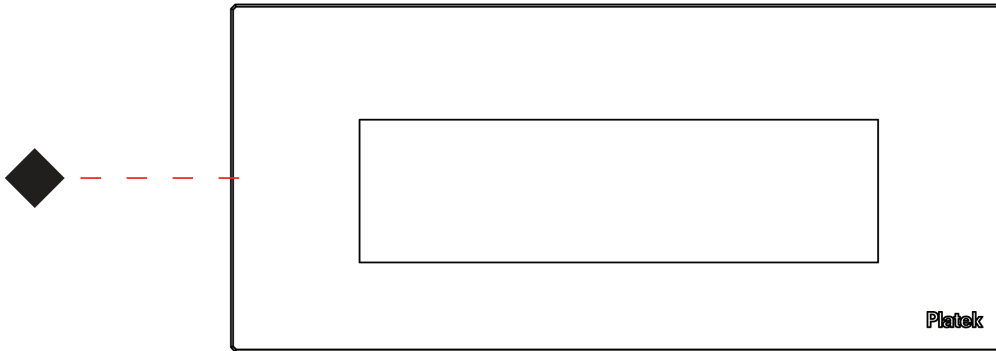
PROJECT

TYPE

SPECIFIER

QUANTITY

DATE



E

PROJECT

TYPE


SPECIFIER

QUANTITY


DATE

### Fixture Finish


Black - BLK



White - WHI




Grey - GRY



Anthracite - ANT



Bronze - BRZ



**Digital:** Not all screens are calibrated the same, and therefore, colors will appear differently between screens.

**Physical:** When texture is involved, there will be variations in color, character and tone within a product series and between product families.



### LEGEND

	floor-mounted		pivotal		special LED (upon request) RGB, RGBW, tunable, gold+, meat+, art+, fashion+
	wall and ceiling: recessed and surface mounted		rotating		warm dim / natural dimming LED
	ceiling-mounted and wall-mounted		illuminate tilted		rechargeable battery powered
	wall-mounted		color of suspension cable		fixture with natural vivid LED (upon request)
	omni-directional light distribution		length of suspension cable		color rendering index
	direct light distribution		reflector degree selection		color temperature
	direct/indirect light distribution		super spot		lumen (luminous flux)
	indirect light distribution		lens		efficacy (lumens per watt)
	asymmetric light distribution		lens pack		Unified Glare Rating (UGR) range from 5-40
	aura light distribution		shine ring		marine grade (AISI 316 stainless steel)
	round wall or ceiling cut-out		integrated shine ring with diffuser		walk on
	square wall or ceiling cut-out		free individual colors 01-29		drive on
	the supplied jig specifies the cutout dimensions		individual colors: 00 (free of charge), 01-25 (extra charge)		Dark Sky Compliance
	minimum distance (meters) lamp - object		luminaire part to be colored (F1)		Americans with Disabilities Act (less than 4" off the wall located between 27"-84" from floor)
	recessed depth		luminaire part to be colored (F2)		lamp protected against explosion
	ceiling thickness in mm		luminaire part to be colored (F3)		blown glass using traditional methods by master glass blower
	ceiling thickness selection		luminaire part to be colored (F4)		acoustic material
	dimnable DP (phase), DV (0-10V), DD (dali), DS (step-dim)		luminaire part to be colored (F5)		protection class I, protection insulation
	included or excluded LED driver/transformer/control gear		color of 3-circuit adaptor		protection class II, protection insulation
	separately switchable		indirect diffuser		ETL Certified to UL and CSA Standards
	sensor		direct diffuser		UL Certified to UL and CSA Standards
	remote control		ball-proof (upon request)		CSA Certified to UL and CSA Standards
	available upon request		accessory		Certified for North American Standards

### IP RATING

	protected against ingress of solid bodies greater than 12.5mm (finger)
	protected against ingress of solid bodies greater than 2.5mm protected against sprays of water up to 60 degrees from the vertical (rain)
	protected against ingress of solid bodies greater than 1mm (wire) no protection against the ingress of moisture
	protected against ingress of solid bodies greater than 1mm (wire) protected against sprays of water up to 60 degrees from the vertical (rain)
	protected against ingress of solid bodies greater than 1mm (wire) protected against water splashed from all directions
	protected against limited ingress of dust (wet rooms/covered outdoor areas) protected against water splashed from all directions
	protected against ingress of dust protected against jets of water
	protected against ingress of dust protected against powerful jets of water or heavy seas
	protected against ingress of dust protected against immersion of water between 15cm - 1m for 30 minutes
	protected against ingress of dust protected against immersion of water under pressure for long periods

### IK RATING

	protected against 0.14 joules impact (equivalent to 0.25kg mass dropped from 56mm above the surface)
	protected against 0.2 joules impact (equivalent to 0.25kg mass dropped from 80mm above the surface)
	protected against 0.35 joules impact (equivalent to 0.25kg mass dropped from 140mm above the surface)
	protected against 0.5 joules impact (equivalent to 0.25kg mass dropped from 200mm above the surface)
	protected against 0.7 joules impact (equivalent to 0.25kg mass dropped from 280mm above the surface)
	protected against 1 joules impact (equivalent to 0.25kg mass dropped from 400mm above the surface)
	protected against 2 joules impact (equivalent to 0.5kg mass dropped from 400mm above the surface)
	protected against 5 joules impact (equivalent to 1.7kg mass dropped from 300mm above the surface)
	protected against 10 joules impact (equivalent to 5.0kg mass dropped from 200mm above the surface)
	protected against 20 joules impact (equivalent to 5.0kg mass dropped from 400mm above the surface)