

SPILLO HORIZONTAL SUSPENSION

D42050- _____ - _____
 base number Color Finish
 Temperature Options

- To build a product code in our configurator select the specify button on the base model # product page
- To build a manual product code on this datasheet choose from the options listed below in blue font and add the suffix to the base model #

GENERAL

Series: Spillo
 Subseries: Spillo Horizontal
 Partner: Icone
 Division: Design
 Installation: Suspension
 Product Type: Pendant
 Mounting Location: Ceiling
 Light Distribution: Adjustable

PHYSICAL

Shape: Abstract
 Width (mm): 1040
 Width (in): 40 ¹⁵/₁₆
 Height (mm): 1500
 Height (in): 59 ¹/₁₆
 Fixture Finish: WHI / CHR / BGD
 Fixture Material: Brass

ELECTRICAL

Lamp Type: LED
 Total Output Wattage (W): 13.20
 Dimming: 0-10V Dimming
 Driver Included: Yes
 Driver Location: Integrated
 Driver Type: Constant Current - 120Vac - non-dimming
 Driver Class: Class 2
 Input Voltage (V): 120 - 277
 Output Voltage (V): 12
 Upon Request: (Not included - see components) Remote: 0-10Vdc dimming / 277Vac

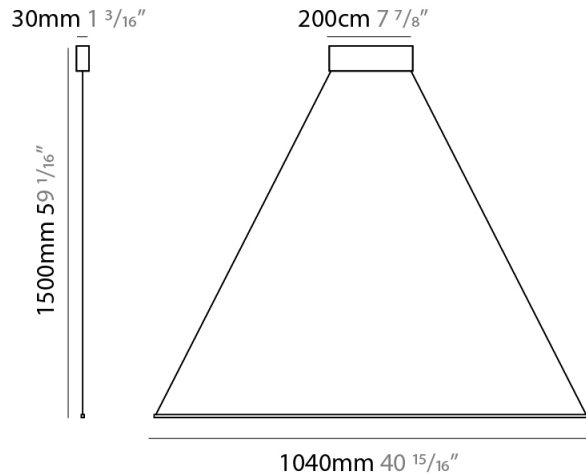

LED

Color Temperature (°K): 2700 / 3000
 Nominal Lumen (lm): 1100
 CRI: >90 CRI
 Lamp Life (hrs): 50000

OPTICAL

RATINGS AND CERTIFICATIONS

Certified By: Certified for North American Standards
 IP rating: IP20



SPILO HORIZONTAL SUSPENSION

D42050-

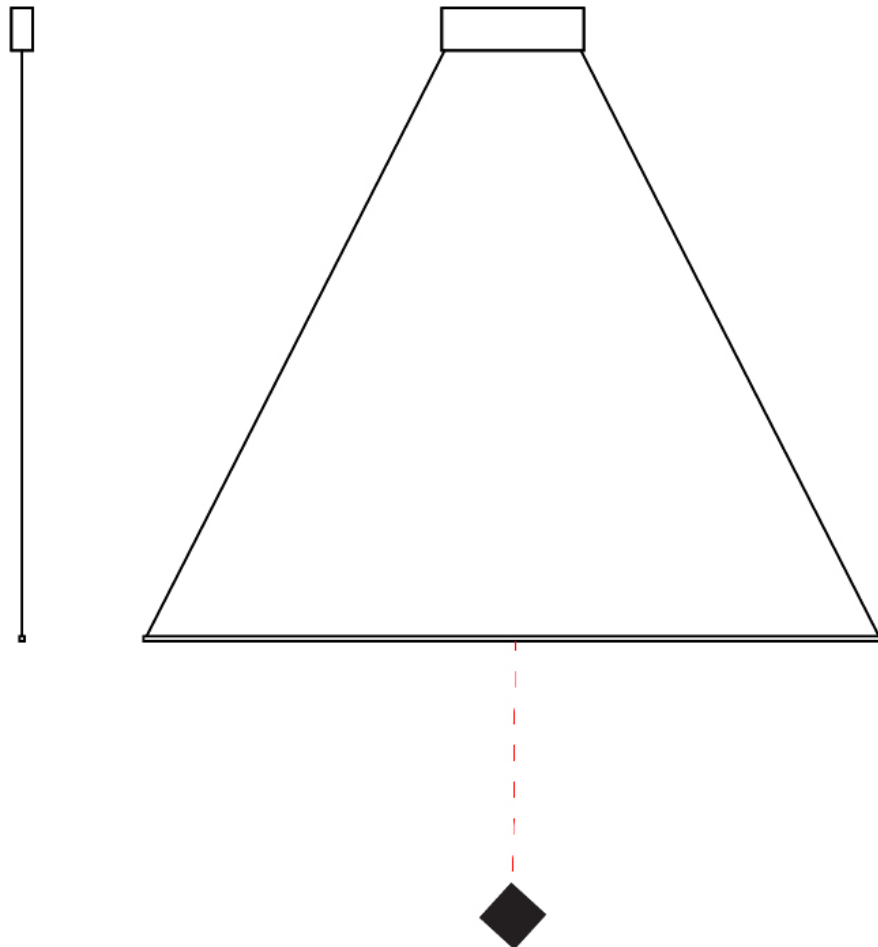
PROJECT _____

TYPE _____

SPECIFIER _____

QUANTITY _____

DATE _____



D

PROJECT
TYPE
SPECIFIER
QUANTITY
DATE

SPILLO VERTICAL SUSPENSION

D42051- -
 base number Color Finish
 Temperature Options

- To build a product code in our configurator select the specify button on the base model # product page
- To build a manual product code on this datasheet choose from the options listed below in blue font and add the suffix to the base model #

GENERAL

Series: Spillo
 Subseries: Spillo Vertical
 Partner: Icone
 Division: Design
 Installation: Suspension
 Product Type: Pendant
 Mounting Location: Ceiling
 Light Distribution: Adjustable

PHYSICAL

Shape: Rectangle
 Height (mm): 1700
 Height (in): 66 ¹⁵/₁₆
 Max. Overall Height (mm): 3000
 Max. Overall Height (in): 118 ¹/₈
 Fixture Finish: WHI / CHR / BGD
 Fixture Material: Brass

ELECTRICAL

Lamp Type: LED
 Total Output Wattage (W): 20
 Dimming: 0-10V Dimming
 Driver Location: Integrated
 Driver Type: Constant Voltage - 120Vac - non-dimming
 Driver Class: Class 2
 Input Voltage (V): 120 - 277
 Output Voltage (V): 12
 Upon Request: (Not included - see components) Remote: 0-10Vdc dimming / 277Vac


LED

Color Temperature (°K): 2700 / 3000
 Nominal Lumen (lm): 1650
 CRI: >90 CRI
 Lamp Life (hrs): 50000

OPTICAL

RATINGS AND CERTIFICATIONS

Certified By: Certified for North American Standards
 IP rating: IP20



25mm 1"



SPILLO VERTICAL SUSPENSION

D42051-

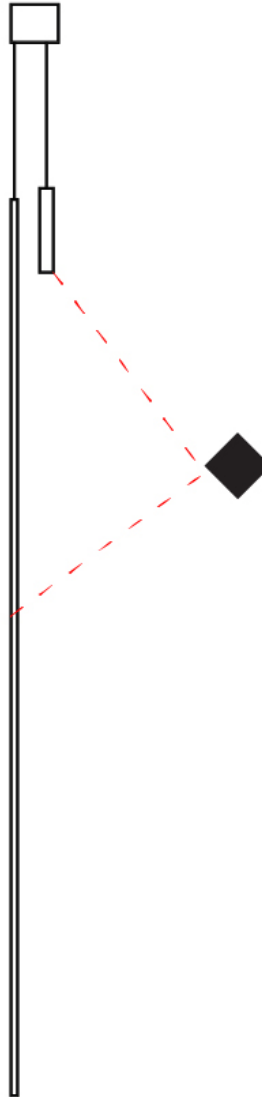
PROJECT

TYPE

SPECIFIER

QUANTITY

DATE



D

PROJECT	_____
TYPE	_____
SPECIFIER	_____
QUANTITY	_____
DATE	_____

SPILLO 6 ROD SUSPENSION

D42053- _____ - _____
 base number Color Finish
 Temperature Options

- To build a product code in our configurator select the specify button on the base model # product page
- To build a manual product code on this datasheet choose from the options listed below in blue font and add the suffix to the base model #

GENERAL

Series: Spillo
 Subseries: Spillo 6 Rod
 Partner: Icone
 Division: Design
 Installation: Suspension
 Product Type: Pendant
 Mounting Location: Ceiling
 Light Distribution: Adjustable

PHYSICAL

Shape: Abstract
 Height (mm): 1500
 Height (in): 59 ¹/₁₆
 Fixture Finish: WHI / CHR / BGD
 Fixture Material: Brass

ELECTRICAL

Lamp Type: LED
 Total Output Wattage (W): 47
 Dimming: 0-10V Dimming
 Driver Included: Yes
 Driver Location: Integrated
 Driver Type: Constant Current - Universal
 Input Voltage (V): 120 - 277
 Output Voltage (V): 12
 Upon Request: (Included) Integral: Non-dimming / 277Vac / (Not included - see components) Remote: 0-10Vdc dimming

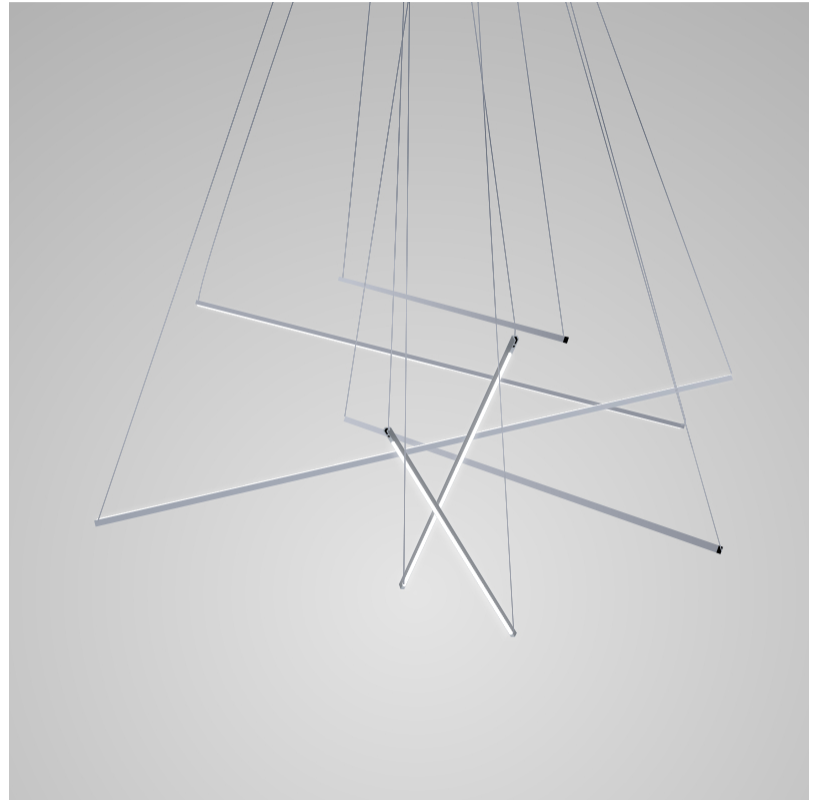
LED

Color Temperature (°K): 2700 / 3000
 Nominal Lumen (lm): 3960
 CRI: >90 CRI
 Lamp Life (hrs): 50000

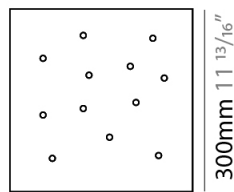
OPTICAL

RATINGS AND CERTIFICATIONS

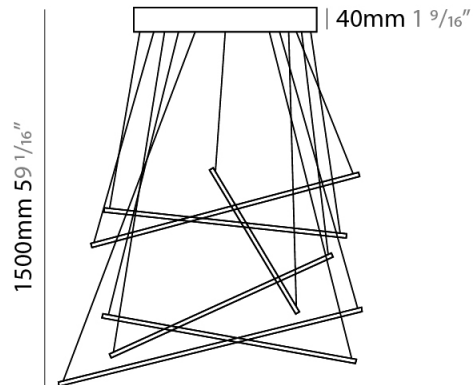
Certified By: Certified for North American Standards
 IP rating: IP20



300mm 11 ¹³/₁₆"



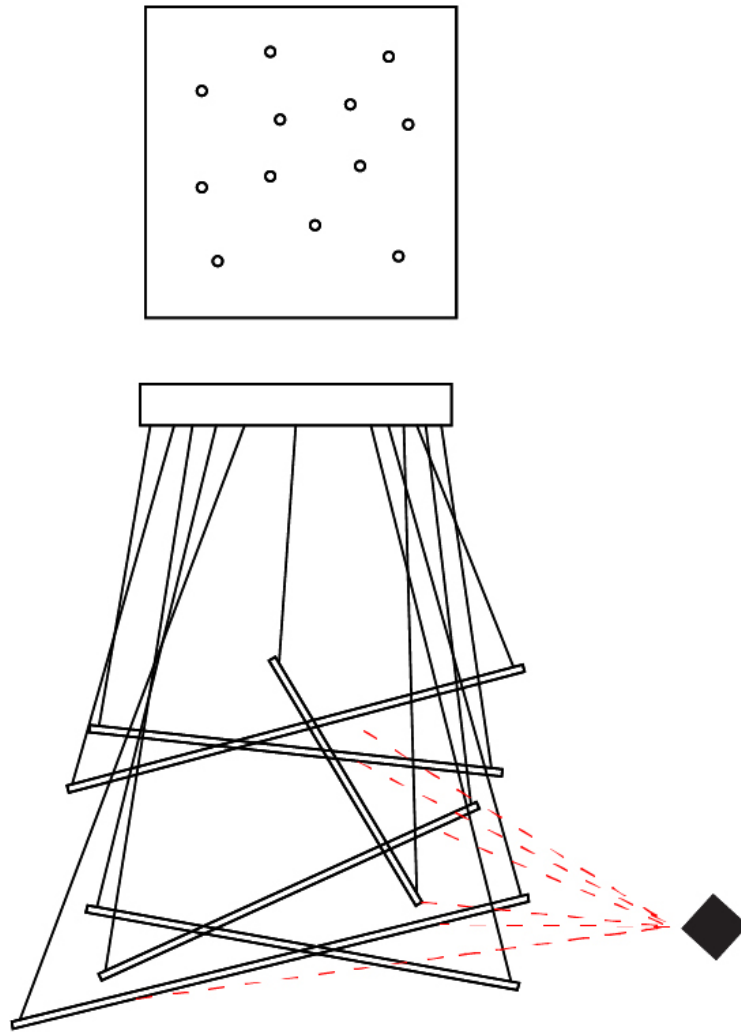
300mm 11 ¹³/₁₆"



SPILLO 6 ROD SUSPENSION

D42053-

PROJECT	_____
TYPE	_____
SPECIFIER	_____
QUANTITY	_____
DATE	_____



D

PROJECT	
TYPE	
SPECIFIER	
QUANTITY	
DATE	

SPILLO 5 ROD SURFACE

D42068- -
 base number Color Finish
 Temperature Options

- To build a product code in our configurator select the specify button on the base model # product page
- To build a manual product code on this datasheet choose from the options listed below in blue font and add the suffix to the base model #

GENERAL

Series: Spillo
 Subseries: Spillo 5 Rod
 Partner: Icone
 Division: Design
 Installation: Surface
 Product Type: Ceiling Surface
 Mounting Location: Ceiling
 Light Distribution: Adjustable

PHYSICAL

Shape: Abstract
 Height (mm): 1030
 Height (in): 40 ⁹/₁₆
 Fixture Finish: WHI / BLK / CHR / BGD
 Fixture Material: Brass

ELECTRICAL

Lamp Type: LED
 Total Output Wattage (W): 45.72
 Dimming: 0-10V Dimming
 Driver Included: Yes
 Driver Location: Integrated
 Driver Type: Constant Voltage - 120-277Vac Non-dimming
 Driver Class: Class 2
 Input Voltage (V): 120 - 277
 Output Voltage (V): 12
 Upon Request: (Not included, see components) Remote: 0-10Vdc dimming / (Included) Integral: Non-dimming / 277Vac

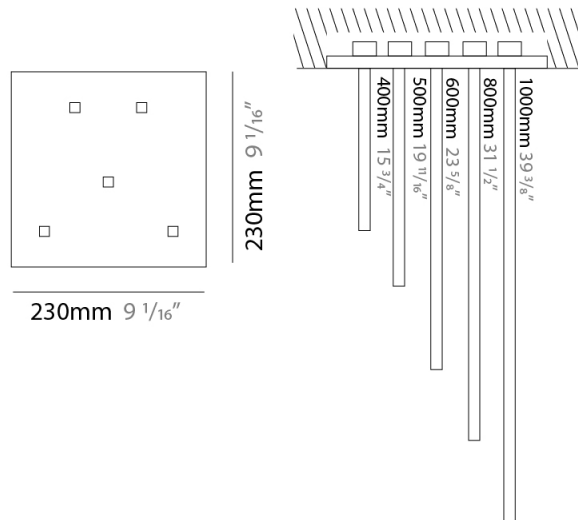
LED

Color Temperature (°K): 2700 / 3000
 Nominal Lumen (lm): 3850
 CRI: >90 CRI
 Lamp Life (hrs): 50000

OPTICAL

RATINGS AND CERTIFICATIONS

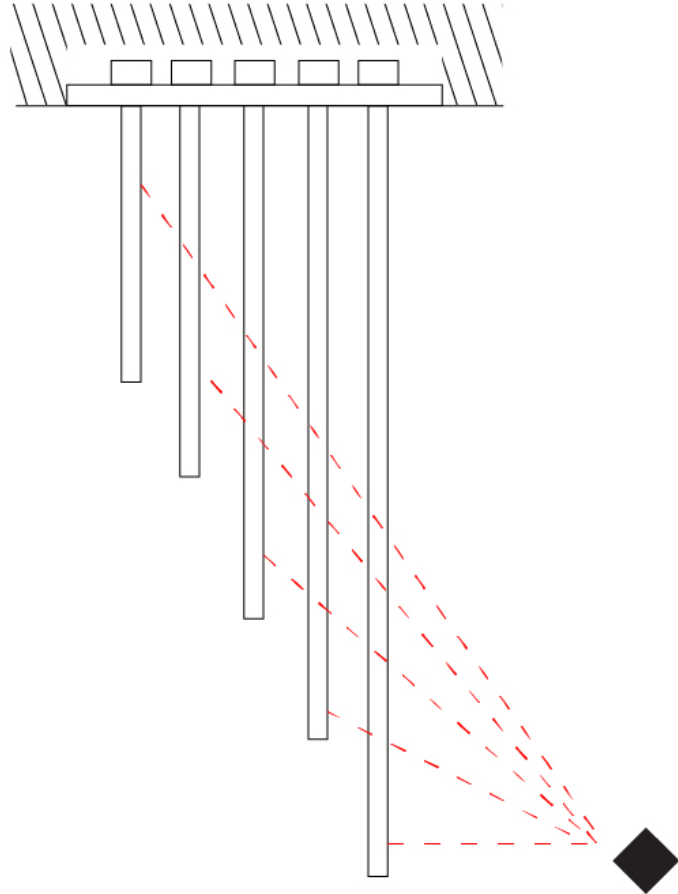

Certified By: Certified for North American Standards
 IP rating: IP20



SPILLO 5 ROD SURFACE

D42068-

PROJECT
TYPE
SPECIFIER
QUANTITY
DATE



D

PROJECT	_____
TYPE	_____
SPECIFIER	_____
QUANTITY	_____
DATE	_____

SPILLO 1 ROD RECESSED

D46012- _____ - _____
 base number Color Finish
 Temperature Options

- To build a product code in our configurator select the specify button on the base model # product page
- To build a manual product code on this datasheet choose from the options listed below in blue font and add the suffix to the base model #

GENERAL

Series: Spillo
 Subseries: Spillo 1 Rod
 Partner: Icone
 Division: Design
 Installation: Recessed
 Product Type: Ceiling Recessed
 Mounting Location: Ceiling
 Light Distribution: Adjustable

PHYSICAL

Shape: Rectangle
 Width (mm): 50
 Width (in): 1 ¹⁵/₁₆
 Height (mm): 200
 Height (in): 7 ⁷/₈
 Fixture Finish: WHI / BLK / CHR / BGD
 Fixture Material: Brass

ELECTRICAL

Lamp Type: LED
 Total Output Wattage (W): 2.64
 Dimming: 0-10V Dimming
 Driver Included: No
 Driver Location: Remote
 Driver Type: Constant Voltage - 120 / 277Vac
 Driver Class: Class 2
 Input Voltage (V): 120 - 277
 Output Voltage (V): 12
 Upon Request: (Not included, see components) 0-10Vdc dimming / 277Vac

LED

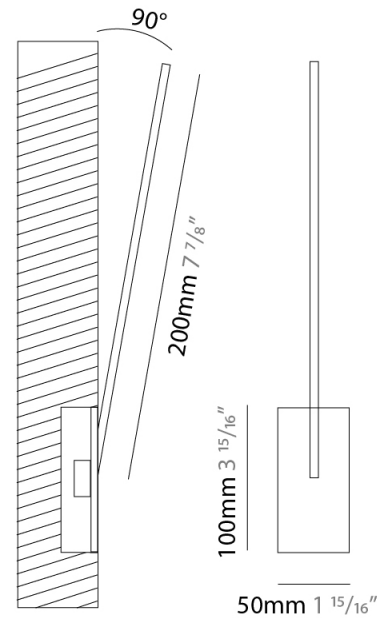

Color Temperature (°K): 2700 / 3000
 Nominal Lumen (lm): 220
 CRI: >90 CRI
 Lamp Life (hrs): 50000

OPTICAL

Adjustability: Tilt 120°

RATINGS AND CERTIFICATIONS

Certified By: Certified for North American Standards
 IP rating: IP20



SPILLO 1 ROD RECESSED

D46012-

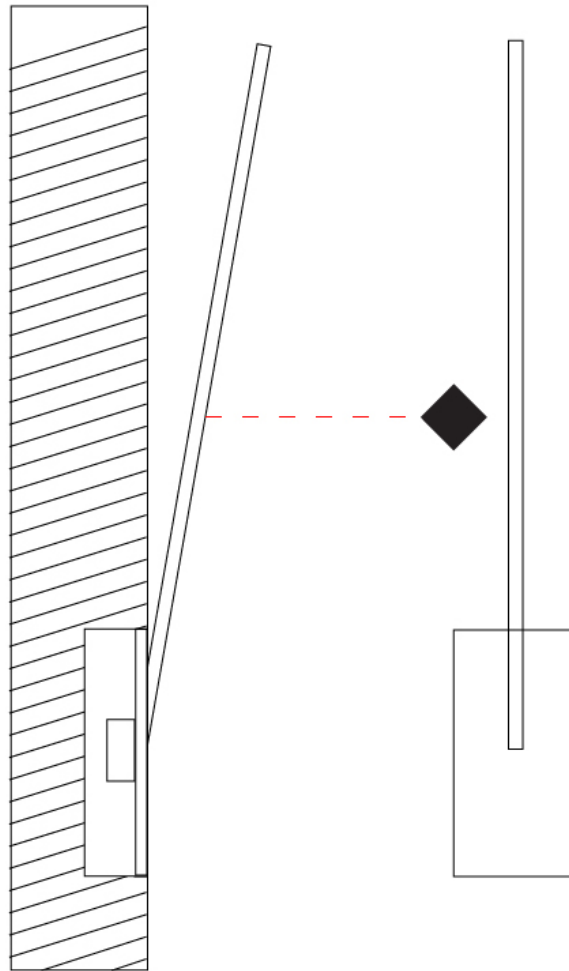
PROJECT _____

TYPE _____

SPECIFIER _____

QUANTITY _____

DATE _____



D

SPILLO 1 ROD RECESSED

D46014- _____ - _____
 base number Color Finish
 Temperature Options

- To build a product code in our configurator select the specify button on the base model # product page
- To build a manual product code on this datasheet choose from the options listed below in blue font and add the suffix to the base model #

GENERAL

Series: Spillo
 Subseries: Spillo 1 Rod
 Partner: Icone
 Division: Design
 Installation: Recessed
 Product Type: Ceiling Recessed
 Mounting Location: Ceiling
 Light Distribution: Adjustable

PHYSICAL

Shape: Rectangle
 Width (mm): 50
 Width (in): $1 \frac{15}{16}$
 Height (mm): 400
 Height (in): $15 \frac{3}{4}$
 Fixture Finish: WHI / BLK / CHR / BGD
 Fixture Material: Brass

ELECTRICAL

Lamp Type: LED
 Total Output Wattage (W): 4.8
 Dimming: 0-10V Dimming
 Driver Included: No
 Driver Location: Remote
 Driver Type: Constant Voltage - 120Vac
 Driver Class: Class 2
 Input Voltage (V): 120
 Output Voltage (V): 12
 Upon Request: (Not included, see components) 0-10Vdc dimming / 277Vac

LED

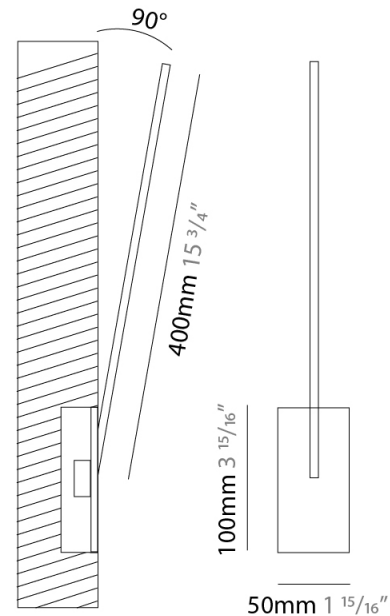

Color Temperature (°K): 2700 / 3000
 Nominal Lumen (lm): 440
 CRI: >90 CRI
 Lamp Life (hrs): 50000

OPTICAL

Adjustability: Tilt 120°

RATINGS AND CERTIFICATIONS

Certified By: Certified for North American Standards
 IP rating: IP20



SPILLO 1 ROD RECESSED

D46014-

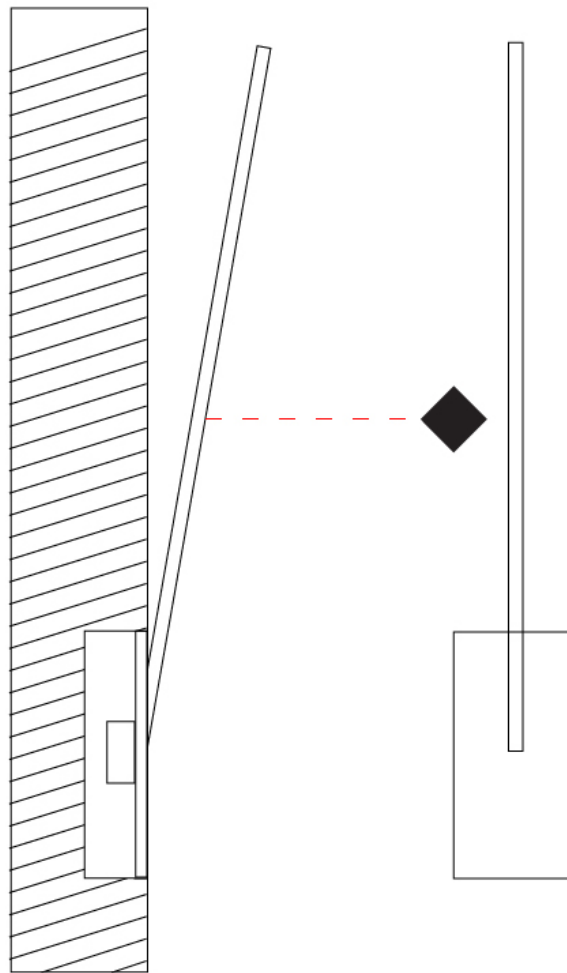
PROJECT _____

TYPE _____

SPECIFIER _____

QUANTITY _____

DATE _____



D

SPILLO 1 ROD RECESSED

D46015- _____ - _____
 base number Color Finish
 Temperature Options

- To build a product code in our configurator select the specify button on the base model # product page
- To build a manual product code on this datasheet choose from the options listed below in blue font and add the suffix to the base model #

GENERAL

Series: Spillo
 Subseries: Spillo 1 Rod
 Partner: Icone
 Division: Design
 Installation: Recessed
 Product Type: Ceiling Recessed
 Mounting Location: Ceiling
 Light Distribution: Adjustable

PHYSICAL

Shape: Rectangle
 Width (mm): 50
 Width (in): 1 ¹⁵/₁₆
 Height (mm): 500
 Height (in): 19 ¹¹/₁₆
 Fixture Finish: WHI / BLK / CHR / BGD
 Fixture Material: Brass

ELECTRICAL

Lamp Type: LED
 Total Output Wattage (W): 6.6
 Dimming: 0-10V Dimming
 Driver Included: No
 Driver Location: Remote
 Driver Type: Constant Voltage - 120Vac
 Driver Class: Class 2
 Input Voltage (V): 120
 Output Voltage (V): 12
 Upon Request: (Not included, see components) 0-10Vdc dimming / 277Vac

LED

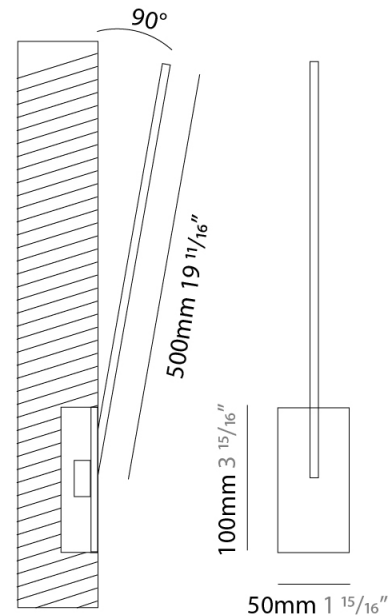
Color Temperature (°K): 2700 / 3000
 Nominal Lumen (lm): 550
 CRI: >90 CRI
 Lamp Life (hrs): 50000

OPTICAL

Adjustability: Tilt 120°

RATINGS AND CERTIFICATIONS

Certified By: Certified for North American Standards
 IP rating: IP20



SPILLO 1 ROD RECESSED

D46015-

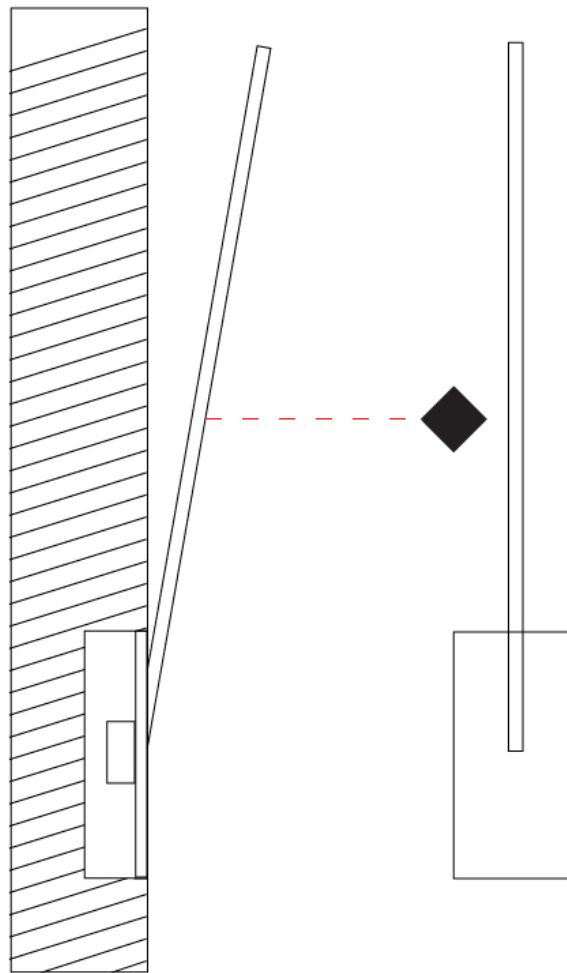
PROJECT _____

TYPE _____

SPECIFIER _____

QUANTITY _____

DATE _____



D

PROJECT	_____
TYPE	_____
SPECIFIER	_____
QUANTITY	_____
DATE	_____

SPILLO 5 ROD RECESSED

D46017- _____ - _____
 base number Color Finish
 Temperature Options

- To build a product code in our configurator select the specify button on the base model # product page
- To build a manual product code on this datasheet choose from the options listed below in blue font and add the suffix to the base model #

GENERAL

Series: Spillo
 Subseries: Spillo 5 Rod
 Partner: Icone
 Division: Design
 Installation: Recessed
 Product Type: Ceiling Recessed
 Mounting Location: Ceiling
 Light Distribution: Adjustable

PHYSICAL

Shape: Abstract
 Width (mm): 50
 Width (in): 1 ¹⁵/₁₆
 Height (mm): 1000
 Height (in): 39 ³/₈
 Fixture Finish: WHI / BLK / CHR / BGD
 Fixture Material: Brass

ELECTRICAL

Lamp Type: LED
 Total Output Wattage (W): 45.72
 Dimming: 0-10V Dimming
 Driver Included: No
 Driver Location: Remote
 Driver Type: Constant Voltage - 120 / 277Vac
 Driver Class: Class 2
 Input Voltage (V): 120 - 277
 Output Voltage (V): 12
 Upon Request: (Not included, see components) 0-10Vdc dimming / 277Vac

LED

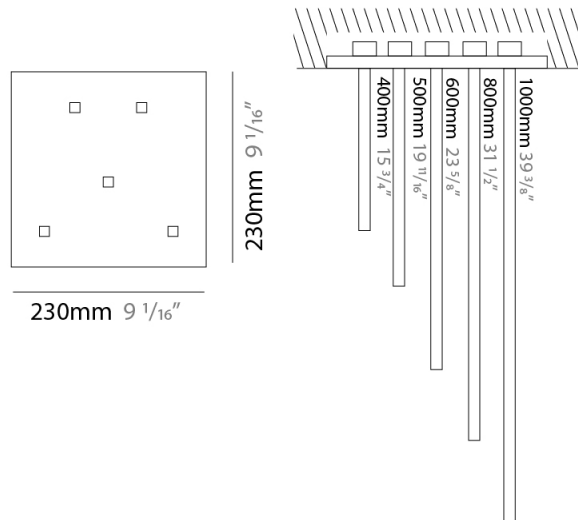
Color Temperature (°K): 2700 / 3000
 Nominal Lumen (lm): 3850
 CRI: >90 CRI
 Lamp Life (hrs): 50000

OPTICAL

Adjustability: Tilt 120°

RATINGS AND CERTIFICATIONS

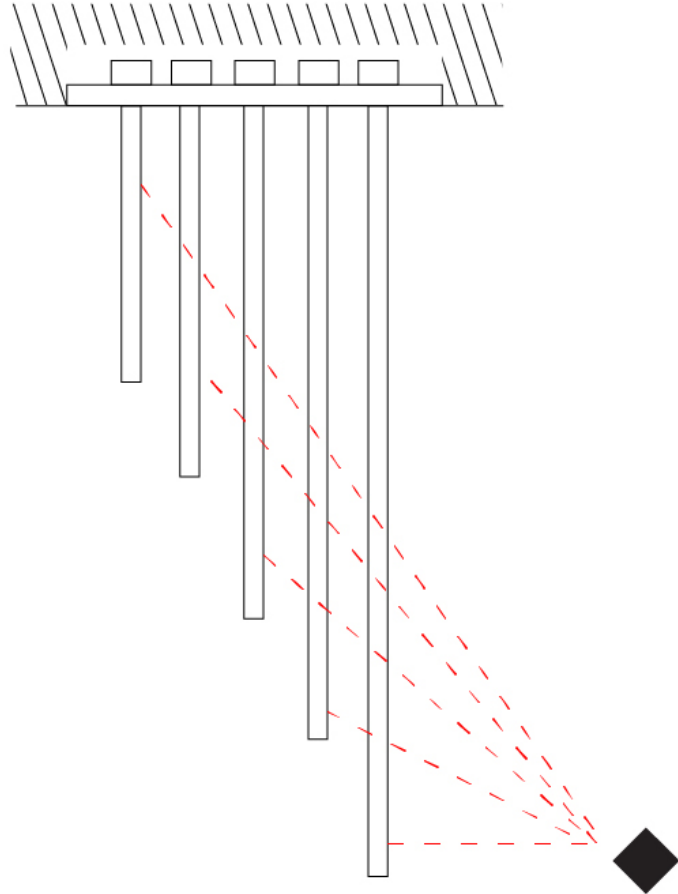

Certified By: Certified for North American Standards
 IP rating: IP20



SPILO 5 ROD RECESSED

D46017-

PROJECT
TYPE
SPECIFIER
QUANTITY
DATE



D

PROJECT
TYPE
SPECIFIER
QUANTITY
DATE

SPILLO RECESSED

D46017- : D46017-30K-WHI

base number

- To build a product code in our configurator select the specify button on the base model # product page
- To build a manual product code on this datasheet choose from the options listed below in blue font and add the suffix to the base model #

GENERAL

Series: Spillo
 Partner: Icone
 Division: Design
 Installation: Recessed
 Product Type: Ceiling Recessed
 Mounting Location: Ceiling
 Light Distribution: Adjustable

PHYSICAL

Shape: Abstract
 Height (mm): 1000mm / 39-3/8"
 Fixture Material: Brass

ELECTRICAL

Lamp Type: LED
 Total Output Wattage (W): 45.72W
 Housing: Wall housing required: D4-9029 or D4-9030
 Input Voltage (V): 120 - 277
 Constant Voltage (V): 12Vdc

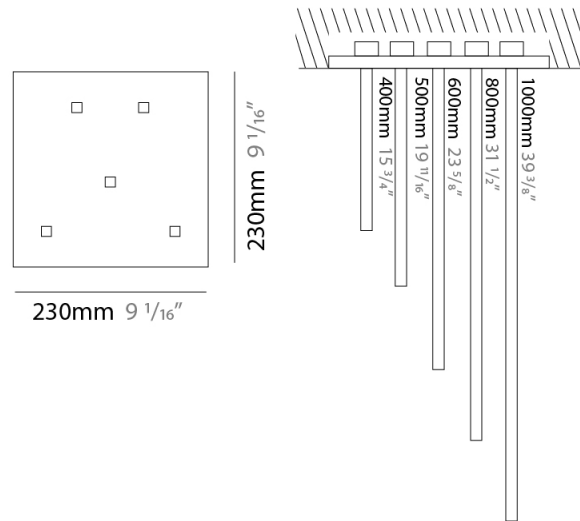
LED

Number of LEDs: 5 rods
 Max. Delivered Lumen (lm): 3850lm

OPTICAL

RATINGS AND CERTIFICATIONS

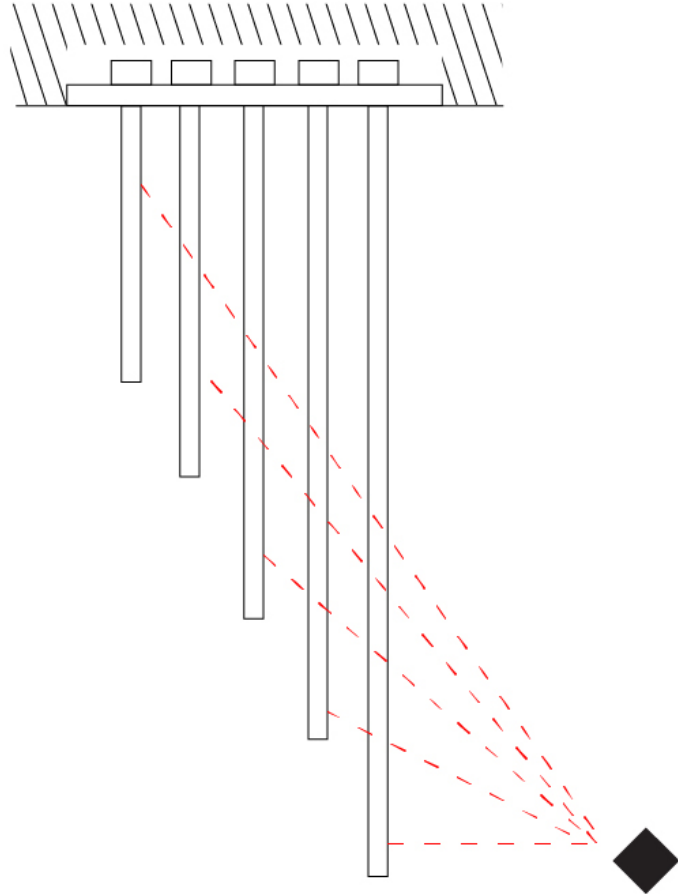

IP rating: IP20



SPILO RECESSED

D46017- : D46017-30K-WHI

PROJECT
TYPE
SPECIFIER
QUANTITY
DATE



SPILLO 1 ROD RECESSED

D46018- _____ - _____
 base number Color Finish
 Temperature Options

1. To build a product code in our configurator select the specify button on the base model # product page
2. To build a manual product code on this datasheet choose from the options listed below in blue font and add the suffix to the base model #

GENERAL

Series: Spillo
 Subseries: Spillo 1 Rod
 Partner: Icone
 Division: Design
 Installation: Recessed
 Product Type: Ceiling Recessed
 Mounting Location: Ceiling
 Light Distribution: Adjustable

PHYSICAL

Shape: Rectangle
 Width (mm): 50
 Width (in): 1 ¹⁵/₁₆"
 Height (mm): 800
 Height (in): 31 ¹/₂"
 Fixture Finish: WHI / BLK / CHR / BGD
 Fixture Material: Brass

ELECTRICAL

Lamp Type: LED
 Total Output Wattage (W): 10.56
 Dimming: 0-10V Dimming
 Driver Included: No
 Driver Location: Remote
 Driver Type: Constant Voltage - 120Vac
 Driver Class: Class 2
 Input Voltage (V): 120
 Output Voltage (V): 12
 Upon Request: (Not included, see components) 0-10Vdc dimming / 277Vac

LED

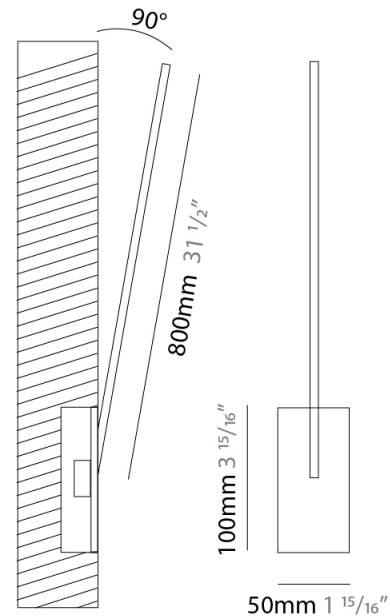
Color Temperature (°K): 2700 / 3000
 Nominal Lumen (lm): 880
 CRI: >90 CRI
 Lamp Life (hrs): 50000

OPTICAL

Adjustability: Tilt 120°

RATINGS AND CERTIFICATIONS

Certified By: Certified for North American Standards
 IP rating: IP20



SPILLO 1 ROD RECESSED

D46018-

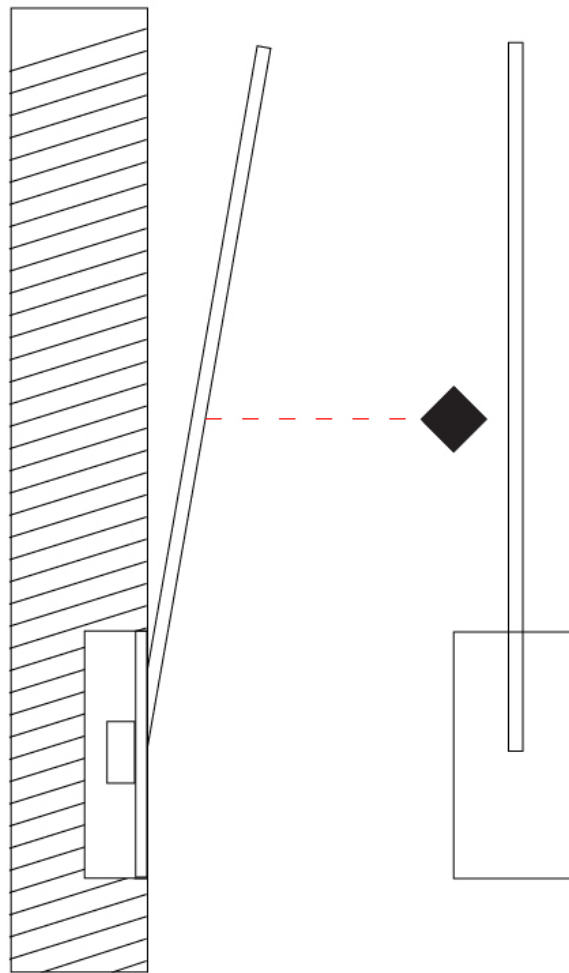
PROJECT _____

TYPE _____

SPECIFIER _____

QUANTITY _____

DATE _____



D

PROJECT
TYPE
SPECIFIER
QUANTITY
DATE

SPILLO 1 ROD RECESSED

D46020- -
 base number Color Finish
 Temperature Options

- To build a product code in our configurator select the specify button on the base model # product page
- To build a manual product code on this datasheet choose from the options listed below in blue font and add the suffix to the base model #

GENERAL

Series: Spillo
 Subseries: Spillo 1 Rod
 Partner: Icone
 Division: Design
 Installation: Recessed
 Product Type: Ceiling Recessed
 Mounting Location: Ceiling
 Light Distribution: Adjustable

PHYSICAL

Shape: Rectangle
 Width (mm): 50
 Width (in): 1 ¹⁵/₁₆
 Height (mm): 200
 Height (in): 7 ⁷/₈
 Fixture Finish: WHI / BLK / CHR / BGD
 Fixture Material: Brass

ELECTRICAL

Lamp Type: LED
 Total Output Wattage (W): 2.64
 Dimming: 0-10V Dimming
 Driver Included: No
 Driver Location: Remote
 Driver Type: Constant Voltage - 120 / 277Vac
 Driver Class: Class 2
 Input Voltage (V): 120 - 277
 Output Voltage (V): 12
 Upon Request: (Not included, see components) 0-10Vdc dimming / 277Vac

LED

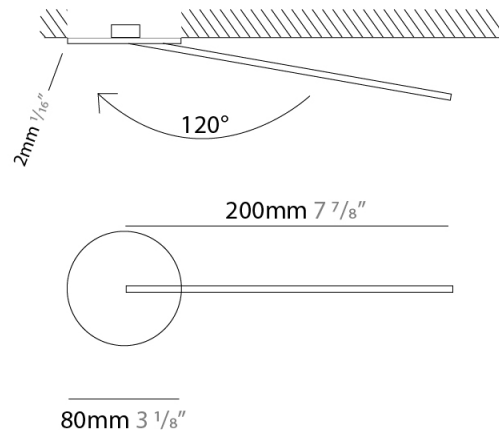

Color Temperature (°K): 2700 / 3000
 Nominal Lumen (lm): 220
 CRI: >90 CRI
 Lamp Life (hrs): 50000

OPTICAL

Adjustability: Tilt 120°

RATINGS AND CERTIFICATIONS

Certified By: Certified for North American Standards
 IP rating: IP20



SPILO 1 ROD RECESSED

D46020-

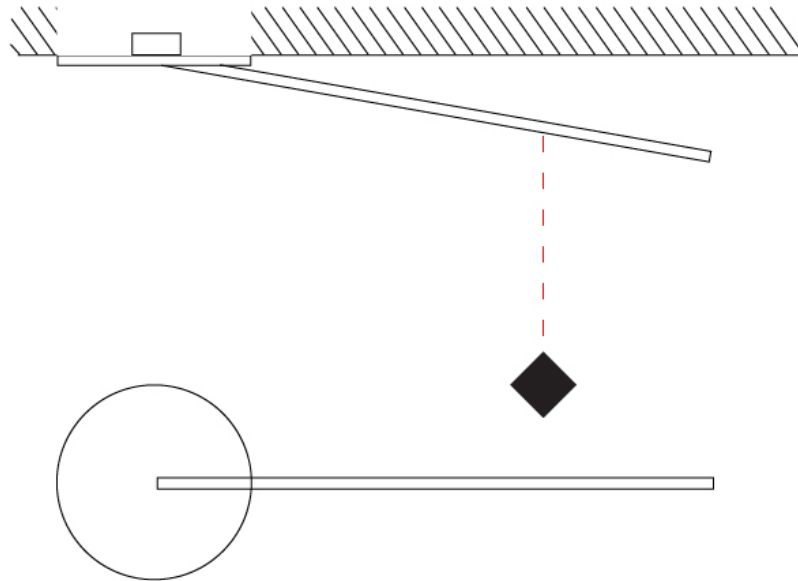
PROJECT

TYPE

SPECIFIER

QUANTITY

DATE



D

PROJECT	_____
TYPE	_____
SPECIFIER	_____
QUANTITY	_____
DATE	_____

SPILLO 1 ROD RECESSED

D46021- _____ - _____
 base number Color Finish
 Temperature Options

1. To build a product code in our configurator select the specify button on the base model # product page
2. To build a manual product code on this datasheet choose from the options listed below in blue font and add the suffix to the base model #

GENERAL

Series: Spillo
 Subseries: Spillo 1 Rod
 Partner: Icone
 Division: Design
 Installation: Recessed
 Product Type: Ceiling Recessed
 Mounting Location: Ceiling
 Light Distribution: Adjustable

PHYSICAL

Shape: Rectangle
 Width (mm): 50
 Width (in): 1 ¹³/₁₆
 Height (mm): 300
 Height (in): 11 ¹³/₁₆
 Fixture Finish: WHI / BLK / CHR / BGD
 Fixture Material: Brass

ELECTRICAL

Lamp Type: LED
 Total Output Wattage (W): 3.96
 Dimming: 0-10V Dimming
 Driver Included: No
 Driver Location: Remote
 Driver Type: Constant Voltage - 120 / 277Vac
 Driver Class: Class 2
 Input Voltage (V): 120 - 277
 Output Voltage (V): 12
 Upon Request: (Not included, see components) 0-10Vdc dimming / 277Vac

LED

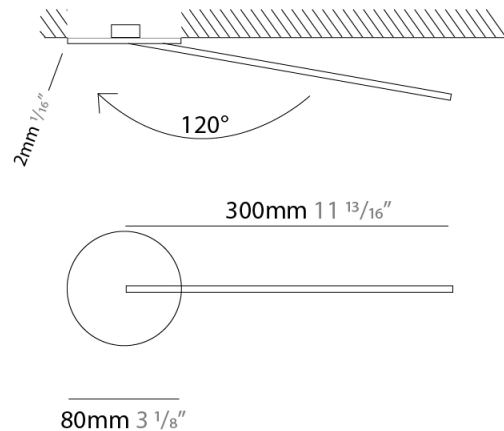

Color Temperature (°K): 2700 / 3000
 Nominal Lumen (lm): 330
 CRI: >90 CRI
 Lamp Life (hrs): 50000

OPTICAL

Adjustability: Tilt 120°

RATINGS AND CERTIFICATIONS

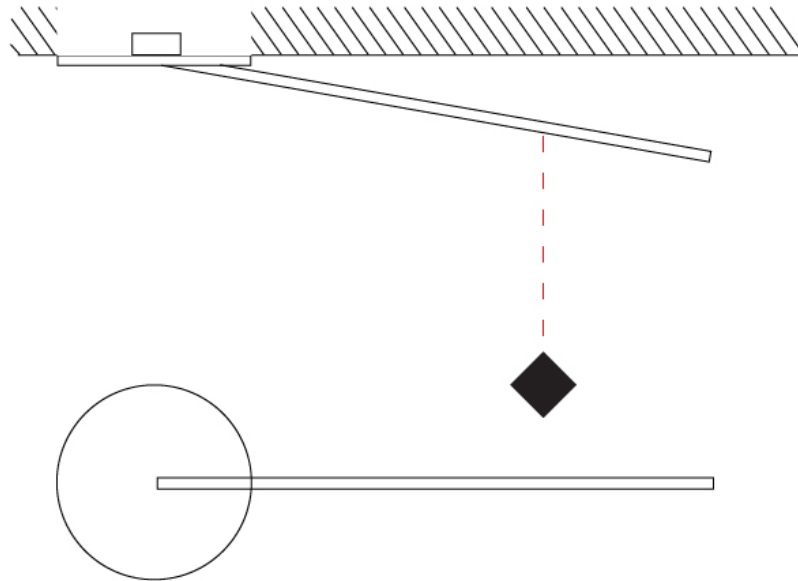
Certified By: Certified for North American Standards
 IP rating: IP20



SPILO 1 ROD RECESSED

D46021-

PROJECT
TYPE
SPECIFIER
QUANTITY
DATE



D

PROJECT	
TYPE	
SPECIFIER	
QUANTITY	
DATE	

SPILLO 1 ROD ROUND BASE RECESSED

D46022- -
 base number Color Finish
 Temperature Options

- To build a product code in our configurator select the specify button on the base model # product page
- To build a manual product code on this datasheet choose from the options listed below in blue font and add the suffix to the base model #

GENERAL

Series: Spillo
 Subseries: Spillo 1 Rod Round Base
 Partner: Icone
 Division: Design
 Installation: Recessed
 Product Type: Ceiling Recessed
 Mounting Location: Ceiling
 Light Distribution: Adjustable

PHYSICAL

Shape: Rectangle
 Width (mm): 50
 Width (in): $1 \frac{15}{16}$
 Height (mm): 400
 Height (in): $15 \frac{3}{4}$
 Fixture Finish: WHI / BLK / CHR / BGD
 Fixture Material: Brass

ELECTRICAL

Lamp Type: LED
 Total Output Wattage (W): 4.8
 Dimming: 0-10V Dimming
 Driver Included: No
 Driver Location: Remote
 Driver Type: Constant Voltage - 120Vac
 Driver Class: Class 2
 Input Voltage (V): 120
 Output Voltage (V): 12
 Upon Request: (Not included, see components) 0-10Vdc dimming / 277Vac

LED

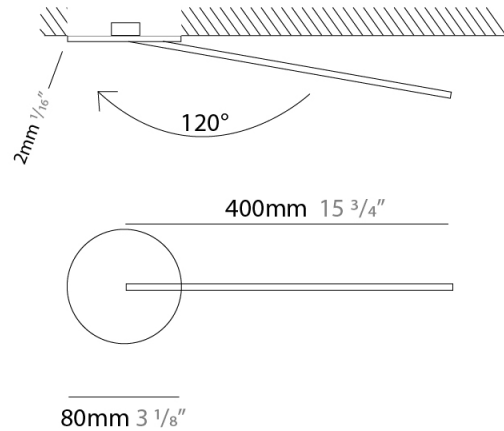
Color Temperature (°K): 2700 / 3000
 Nominal Lumen (lm): 440
 CRI: >90 CRI
 Lamp Life (hrs): 50000

OPTICAL

Adjustability: Tilt 120°

RATINGS AND CERTIFICATIONS

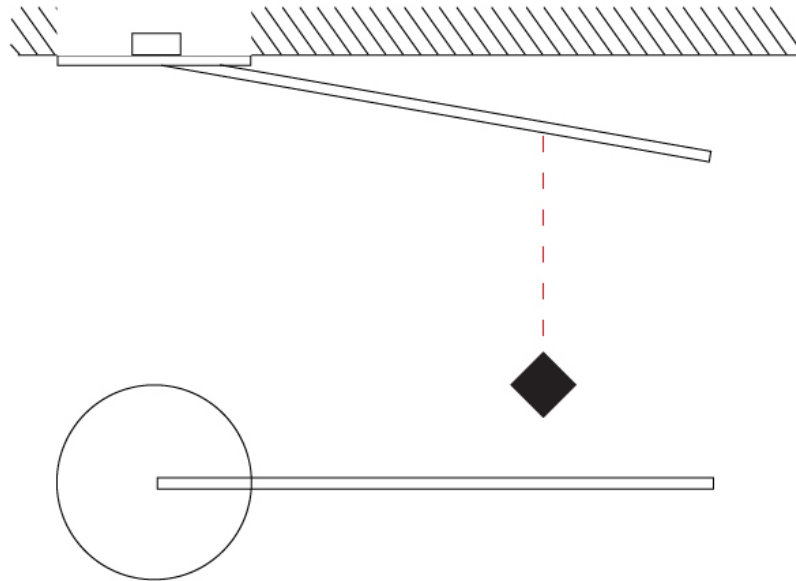
Certified By: Certified for North American Standards
 IP rating: IP20



SPILO 1 ROD ROUND BASE RECESSED

D46022-

PROJECT
TYPE
SPECIFIER
QUANTITY
DATE



D

SPILLO 1 ROD RECESSED

D46023- _____ - _____
 base number Color Finish
 Temperature Options

1. To build a product code in our configurator select the specify button on the base model # product page
2. To build a manual product code on this datasheet choose from the options listed below in blue font and add the suffix to the base model #

GENERAL

Series: Spillo
 Subseries: Spillo 1 Rod
 Partner: Icone
 Division: Design
 Installation: Recessed
 Product Type: Ceiling Recessed
 Mounting Location: Ceiling
 Light Distribution: Adjustable

PHYSICAL

Shape: Rectangle
 Width (mm): 50
 Width (in): $1 \frac{15}{16}$
 Height (mm): 500
 Height (in): $19 \frac{11}{16}$
 Fixture Finish: WHI / BLK / CHR / BGD
 Fixture Material: Brass

ELECTRICAL

Lamp Type: LED
 Total Output Wattage (W): 6.6
 Dimming: 0-10V Dimming
 Driver Included: No
 Driver Location: Remote
 Driver Type: Constant Voltage - 120Vac
 Driver Class: Class 2
 Input Voltage (V): 120
 Output Voltage (V): 12
 Upon Request: (Not included, see components) 0-10Vdc dimming / 277Vac

LED

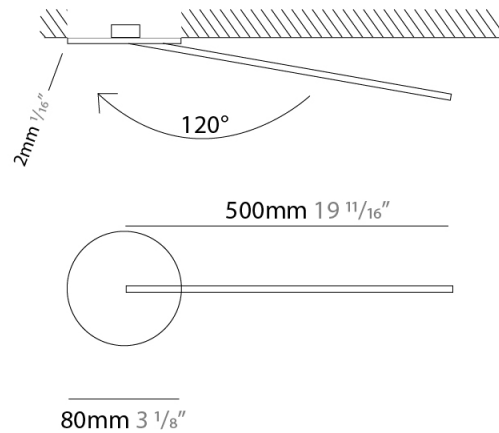
Color Temperature (°K): 2700 / 3000
 Nominal Lumen (lm): 550
 CRI: >90 CRI
 Lamp Life (hrs): 50000

OPTICAL

Adjustability: Tilt 120°

RATINGS AND CERTIFICATIONS

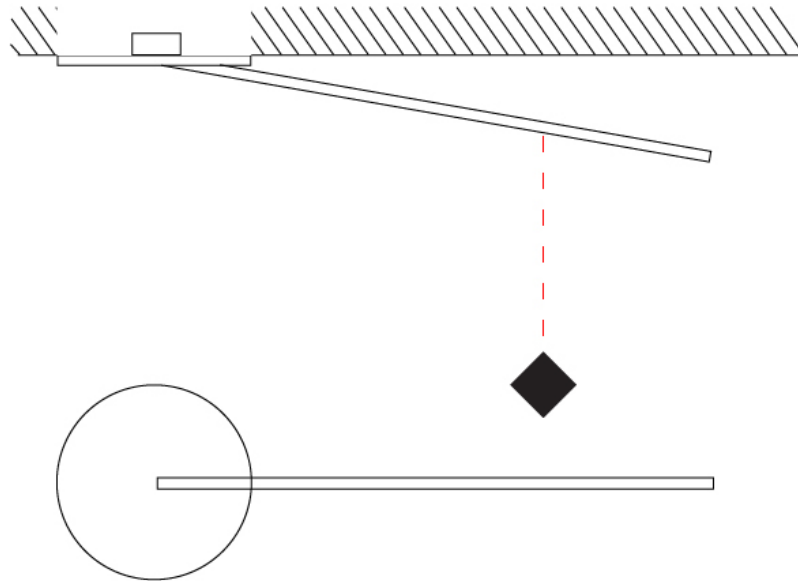
Certified By: Certified for North American Standards
 IP rating: IP20



SPILLO 1 ROD RECESSED

D46023-

PROJECT
TYPE
SPECIFIER
QUANTITY
DATE



D

SPILLO 1 ROD RECESSED

D46024- _____ - _____
 base number Color Finish
 Temperature Options

- To build a product code in our configurator select the specify button on the base model # product page
- To build a manual product code on this datasheet choose from the options listed below in blue font and add the suffix to the base model #

GENERAL

Series: Spillo
 Subseries: Spillo 1 Rod
 Partner: Icone
 Division: Design
 Installation: Recessed
 Product Type: Ceiling Recessed
 Mounting Location: Ceiling
 Light Distribution: Adjustable

PHYSICAL

Shape: Rectangle
 Width (mm): 50
 Width (in): 1 ¹⁵/₁₆
 Height (mm): 600
 Height (in): 23 ⁵/₈
 Fixture Finish: WHI / BLK / CHR / BGD
 Fixture Material: Brass

ELECTRICAL

Lamp Type: LED
 Total Output Wattage (W): 7.92
 Dimming: Non-Dimmable
 Driver Included: No
 Driver Location: Remote
 Driver Type: Constant Voltage - 120Vac
 Driver Class: Class 2
 Input Voltage (V): 120
 Output Voltage (V): 12
 Upon Request: (Not included, see components) 0-10Vdc dimming / 277Vac

LED

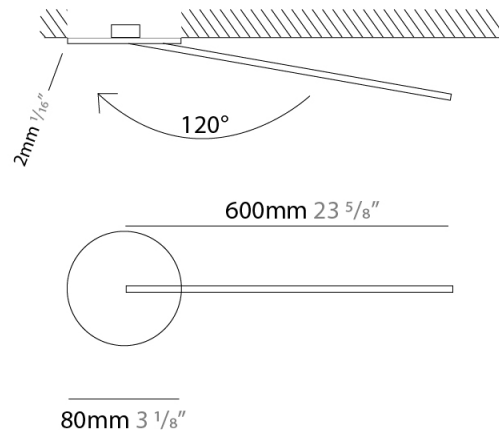
Color Temperature (°K): 2700 / 3000
 Nominal Lumen (lm): 660
 CRI: >90 CRI
 Lamp Life (hrs): 50000

OPTICAL

Adjustability: Tilt 120°

RATINGS AND CERTIFICATIONS

Certified By: Certified for North American Standards
 IP rating: IP20



SPILO 1 ROD RECESSED

D46024-

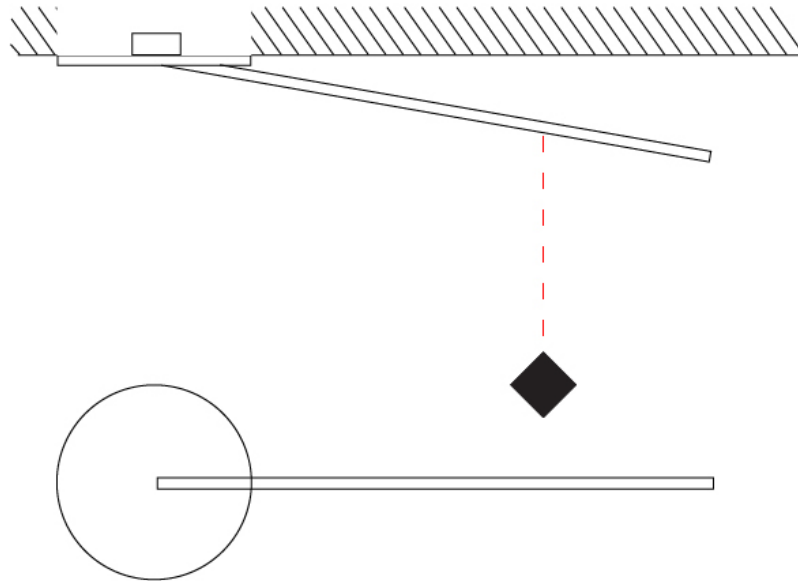
PROJECT

TYPE

SPECIFIER

QUANTITY

DATE



D

SPILLO 1 ROD RECESSED

D46025- _____ - _____
 base number Color Finish
 Temperature Options

- To build a product code in our configurator select the specify button on the base model # product page
- To build a manual product code on this datasheet choose from the options listed below in blue font and add the suffix to the base model #

GENERAL

Series: Spillo
 Subseries: Spillo 1 Rod
 Partner: Icone
 Division: Design
 Installation: Recessed
 Product Type: Ceiling Recessed
 Mounting Location: Ceiling
 Light Distribution: Adjustable

PHYSICAL

Shape: Rectangle
 Width (mm): 50
 Width (in): 1 ¹⁵/₁₆
 Height (mm): 800
 Height (in): 31 ¹/₂
 Fixture Finish: WHI / BLK / CHR / BGD
 Fixture Material: Brass

ELECTRICAL

Lamp Type: LED
 Total Output Wattage (W): 10.56
 Dimming: 0-10V Dimming
 Driver Included: No
 Driver Location: Remote
 Driver Type: Constant Voltage - 120Vac
 Driver Class: Class 2
 Input Voltage (V): 120
 Output Voltage (V): 12
 Upon Request: (Not included, see components) 0-10Vdc dimming / 277Vac

LED

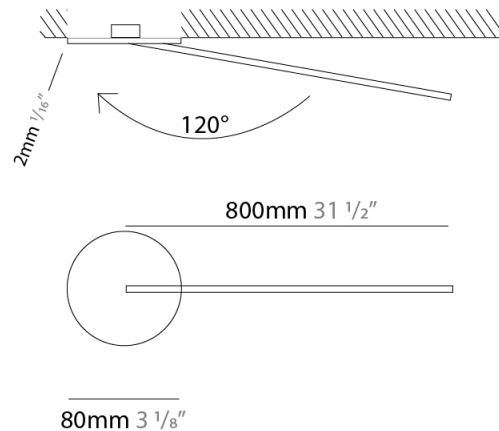
Color Temperature (°K): 2700 / 3000
 Nominal Lumen (lm): 880
 CRI: >90 CRI
 Lamp Life (hrs): 50000

OPTICAL

Adjustability: Tilt 120°

RATINGS AND CERTIFICATIONS

Certified By: Certified for North American Standards
 IP rating: IP20



SPILO 1 ROD RECESSED

D46025-

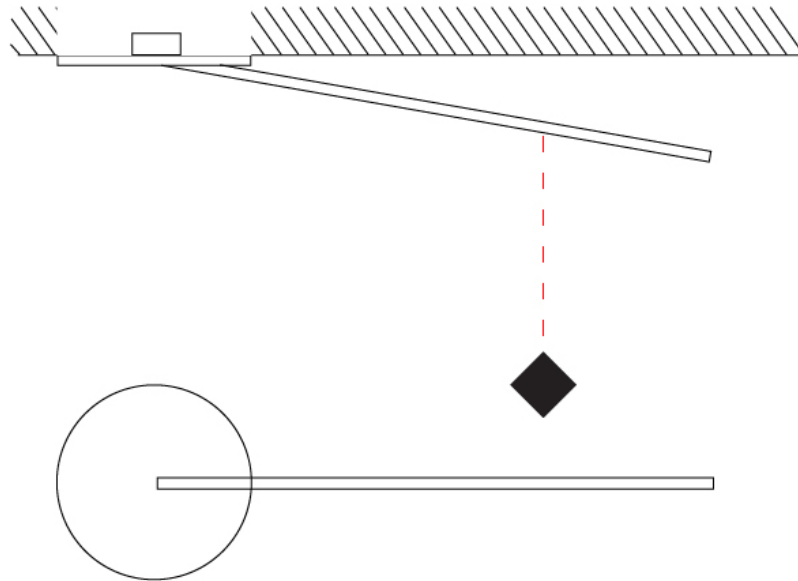
PROJECT

TYPE

SPECIFIER

QUANTITY

DATE



D

SPILLO 2 ROD RECESSED

D46029- -

base number
 Color Temperature Finish Options

- To build a product code in our configurator select the specify button on the base model # product page
- To build a manual product code on this datasheet choose from the options listed below in blue font and add the suffix to the base model #

GENERAL

Series: Spillo
 Subseries: Spillo 2 Rod
 Partner: Icone
 Division: Design
 Installation: Recessed
 Product Type: Ceiling Recessed
 Mounting Location: Ceiling
 Light Distribution: Adjustable

PHYSICAL

Shape: Rectangle
 Length (mm): 50
 Length (in): 1 ¹⁵/₁₆
 Width (mm): 600
 Width (in): 23 ⁵/₈
 Height (mm): 400
 Height (in): 15 ³/₄
 Fixture Finish: WHI / BLK / CHR / BGD
 Fixture Material: Brass

ELECTRICAL

Lamp Type: LED
 Total Output Wattage (W): 7.44
 Dimming: 0-10V Dimming
 Driver Included: No
 Driver Location: Remote
 Driver Type: Constant Voltage - 120Vac
 Driver Class: Class 2
 Input Voltage (V): 120 - 277
 Output Voltage (V): 12
 Upon Request: (Not included, see components) 0-10Vdc dimming / 277Vac

LED

Color Temperature (°K): 2700 / 3000
 Nominal Lumen (lm): 660
 CRI: >90 CRI
 Lamp Life (hrs): 50000

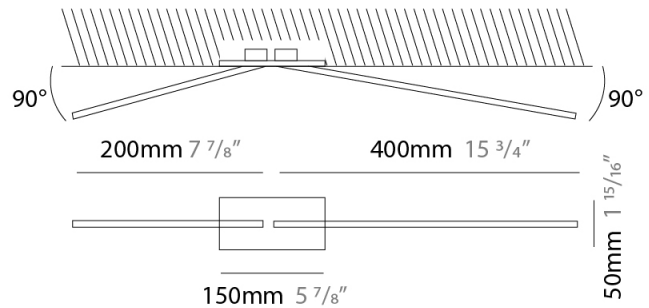

OPTICAL

Adjustability: Tilt 90°

RATINGS AND CERTIFICATIONS

Certified By: Certified for North American Standards
 IP rating: IP20

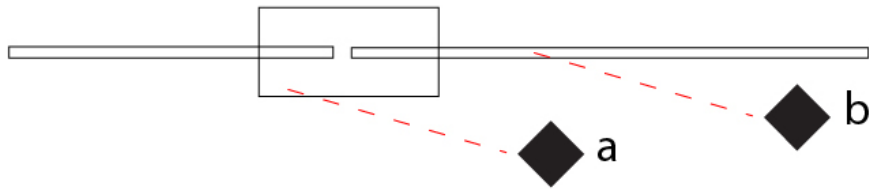
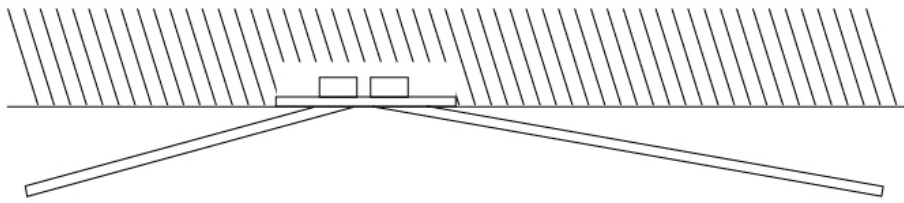
PROJECT	_____
TYPE	_____
SPECIFIER	_____
QUANTITY	_____
DATE	_____



SPILLO 2 ROD RECESSED

D46029-

PROJECT
TYPE
SPECIFIER
QUANTITY
DATE



D

PROJECT	_____
TYPE	_____
SPECIFIER	_____
QUANTITY	_____
DATE	_____

SPILLO 2 ROD RECESSED

D46030- _____ - _____
 base number Color Finish
 Temperature Options

- To build a product code in our configurator select the specify button on the base model # product page
- To build a manual product code on this datasheet choose from the options listed below in blue font and add the suffix to the base model #

GENERAL

Series: Spillo
 Subseries: Spillo 2 Rod
 Partner: Icone
 Division: Design
 Installation: Recessed
 Product Type: Ceiling Recessed
 Mounting Location: Ceiling
 Light Distribution: Adjustable

PHYSICAL

Shape: Rectangle
 Length (mm): 50
 Length (in): 1 ¹⁵/₁₆
 Width (mm): 900
 Width (in): 35 ⁷/₁₆
 Height (mm): 600
 Height (in): 23 ⁵/₈
 Fixture Finish: WHI / BLK / CHR / BGD
 Fixture Material: Brass

ELECTRICAL

Lamp Type: LED
 Total Output Wattage (W): 11.88
 Dimming: 0-10V Dimming
 Driver Included: No
 Driver Location: Remote
 Driver Type: Constant Voltage - 120Vac
 Driver Class: Class 2
 Input Voltage (V): 120
 Output Voltage (V): 12
 Upon Request: (Not included, see components) 0-10Vdc dimming / 277Vac

LED

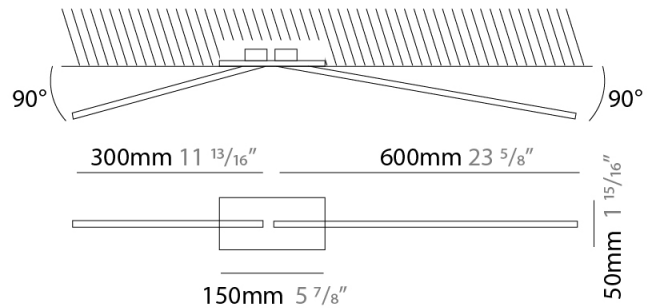

Color Temperature (°K): 2700 / 3000
 Nominal Lumen (lm): 990
 CRI: >90 CRI
 Lamp Life (hrs): 50000

OPTICAL

Adjustability: Tilt 90°

RATINGS AND CERTIFICATIONS

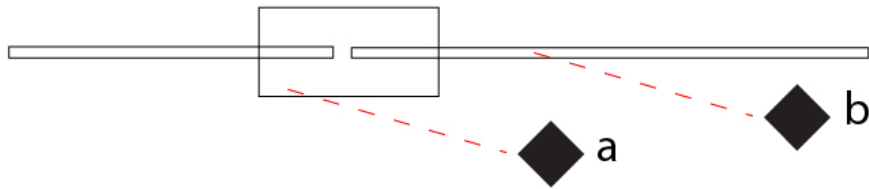
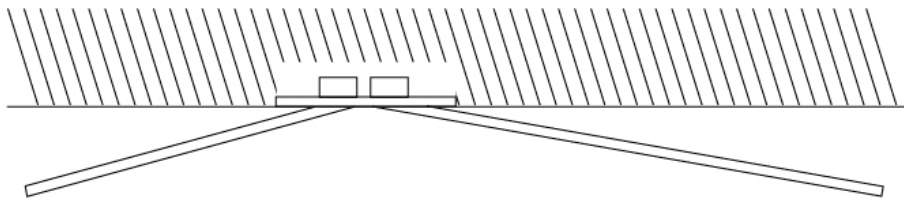
Certified By: Certified for North American Standards
 IP rating: IP20



SPILLO 2 ROD RECESSED

D46030-

PROJECT	_____
TYPE	_____
SPECIFIER	_____
QUANTITY	_____
DATE	_____



D

SPILLO 2 ROD RECESSED

D46031- _____ - _____
 base number Color Finish
 Temperature Options

- To build a product code in our configurator select the specify button on the base model # product page
- To build a manual product code on this datasheet choose from the options listed below in blue font and add the suffix to the base model #

GENERAL

Series: Spillo
 Subseries: Spillo 2 Rod
 Partner: Icone
 Division: Design
 Installation: Recessed
 Product Type: Ceiling Recessed
 Mounting Location: Ceiling
 Light Distribution: Adjustable

PHYSICAL

Shape: Rectangle
 Length (mm): 50
 Length (in): 1 ¹⁵/₁₆
 Width (mm): 1200
 Width (in): 47 ¹/₄
 Height (mm): 800
 Height (in): 31 ¹/₂
 Fixture Finish: WHI / BLK / CHR / BGD
 Fixture Material: Brass

ELECTRICAL

Lamp Type: LED
 Total Output Wattage (W): 15.36
 Dimming: 0-10V Dimming
 Driver Included: No
 Driver Location: Remote
 Driver Type: Constant Voltage - 120Vac
 Driver Class: Class 2
 Input Voltage (V): 120 - 277
 Output Voltage (V): 12
 Upon Request: (Not included, see components) 0-10Vdc dimming / 277Vac

LED

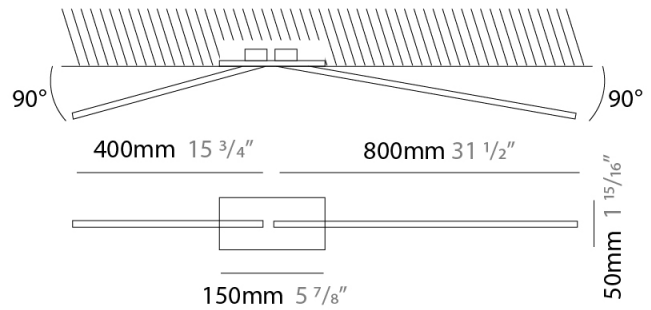
Color Temperature (°K): 2700 / 3000
 Nominal Lumen (lm): 1320
 CRI: >90 CRI
 Lamp Life (hrs): 50000

OPTICAL

Adjustability: Tilt 90°

RATINGS AND CERTIFICATIONS

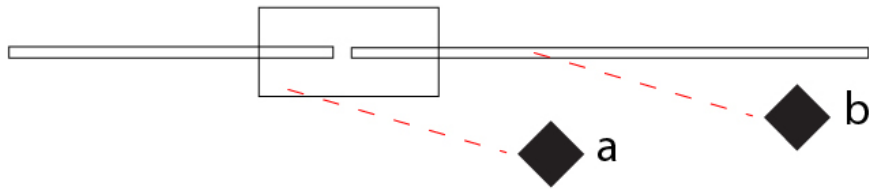
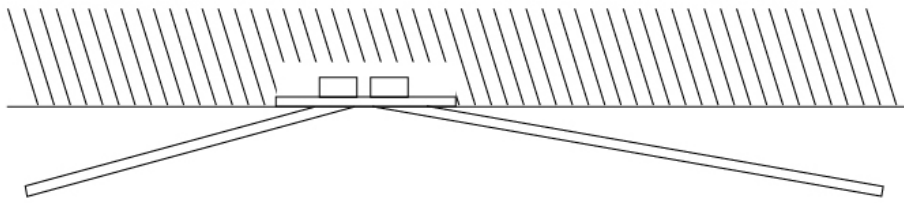
Certified By: Certified for North American Standards
 IP rating: IP20



SPILO 2 ROD RECESSED

D46031-

PROJECT
TYPE
SPECIFIER
QUANTITY
DATE



D

SPILLO COLOR FINISH CHART

PROJECT

TYPE

SPECIFIER


QUANTITY

DATE

Fixture Finish

White - WHI

Black - BLK



Chrome - CHR



Brushed Gold - BGD








































































Digital: Not all screens are calibrated the same, and therefore, colors will appear differently between screens.

Physical: When texture is involved, there will be variations in color, character and tone within a product series and between product families.












SPILLO











LEGEND

	floor-mounted		pivotal		special LED (upon request) RGB, RGBW, tunable, gold+, meat+, art+, fashion+
	wall and ceiling: recessed and surface mounted		rotating		warm dim / natural dimming LED
	ceiling-mounted and wall-mounted		illuminate tilted		rechargeable battery powered
	wall-mounted		color of suspension cable		fixture with natural vivid LED (upon request)
	omni-directional light distribution		length of suspension cable		color rendering index
	direct light distribution		reflector degree selection		color temperature
	direct/indirect light distribution		super spot		lumen (luminous flux)
	indirect light distribution		lens		efficacy (lumens per watt)
	asymmetric light distribution		lens pack		Unified Glare Rating (UGR) range from 5-40
	aura light distribution		shine ring		marine grade (AISI 316 stainless steel)
	round wall or ceiling cut-out		integrated shine ring with diffuser		walk on
	square wall or ceiling cut-out		free individual colors 01-29		drive on
	the supplied jig specifies the cutout dimensions		individual colors: 00 (free of charge), 01-25 (extra charge)		Dark Sky Compliance
	minimum distance (meters) lamp - object		luminaire part to be colored (F1)		Americans with Disabilities Act (less than 4" off the wall located between 27"-84" from floor)
	recessed depth		luminaire part to be colored (F2)		lamp protected against explosion
	ceiling thickness in mm		luminaire part to be colored (F3)		blown glass using traditional methods by master glass blower
	ceiling thickness selection		luminaire part to be colored (F4)		acoustic material
	dimmable DP (phase), DV (0-10V), DD (dali), DS (step-dim)		luminaire part to be colored (F5)		protection class I, protection insulation
	included or excluded LED driver/transformer/control gear		color of 3-circuit adaptor		protection class II, protection insulation
	separately switchable		indirect diffuser		ETL Certified to UL and CSA Standards
	sensor		direct diffuser		UL Certified to UL and CSA Standards
	remote control		ball-proof (upon request)		CSA Certified to UL and CSA Standards
	available upon request		accessory		Certified for North American Standards

IP RATING

	protected against ingress of solid bodies greater than 12.5mm (finger)
	protected against ingress of solid bodies greater than 2.5mm protected against sprays of water up to 60 degrees from the vertical (rain)
	protected against ingress of solid bodies greater than 1mm (wire) no protection against the ingress of moisture
	protected against ingress of solid bodies greater than 1mm (wire) protected against sprays of water up to 60 degrees from the vertical (rain)
	protected against ingress of solid bodies greater than 1mm (wire) protected against water splashed from all directions
	protected against limited ingress of dust (wet rooms/covered outdoor areas) protected against water splashed from all directions
	protected against ingress of dust protected against jets of water
	protected against ingress of dust protected against powerful jets of water or heavy seas
	protected against ingress of dust protected against immersion of water between 15cm - 1m for 30 minutes
	protected against ingress of dust protected against immersion of water under pressure for long periods

IK RATING

	protected against 0.14 joules impact (equivalent to 0.25kg mass dropped from 56mm above the surface)
	protected against 0.2 joules impact (equivalent to 0.25kg mass dropped from 80mm above the surface)
	protected against 0.35 joules impact (equivalent to 0.25kg mass dropped from 140mm above the surface)
	protected against 0.5 joules impact (equivalent to 0.25kg mass dropped from 200mm above the surface)
	protected against 0.7 joules impact (equivalent to 0.25kg mass dropped from 280mm above the surface)
	protected against 1 joules impact (equivalent to 0.25kg mass dropped from 400mm above the surface)
	protected against 2 joules impact (equivalent to 0.5kg mass dropped from 400mm above the surface)
	protected against 5 joules impact (equivalent to 1.7kg mass dropped from 300mm above the surface)
	protected against 10 joules impact (equivalent to 5.0kg mass dropped from 200mm above the surface)
	protected against 20 joules impact (equivalent to 5.0kg mass dropped from 400mm above the surface)