

SPILLO 1 ROD SURFACE

D42033-

-

base number

Color

Temperature

Finish

Options

- 1.To build a product code in our configurator select the specify button on the base model # product page
2. To build a manual product code on this datasheet choose from the options listed below in blue font and add the suffix to the base model #

GENERAL

Series: Spillo

Subseries: Spillo 1 Rod

Brand: Icone

Division: Design

Mounting Type: Surface

Mounting Location: Wall

Subcategory: Ambient

PHYSICAL

Shape: Rectangle

Width (mm): 32

Width (in): 1 ¼

Height (mm): 600

Height (in): 23 5⁄8

Extension (mm): 560

Extension (in): 22 1⁄16

Light Distribution: Direct / Indirect

Fixture Finish: WHI / WHC / BLK / BGD

Fixture Material: Brass

ELECTRICAL

Lamp Type: LED

Total Output Wattage (W): 6.6

Dimming: 0-10V Dimming

Driver Included: Yes

Driver Location: Integrated

Driver Type: Constant Voltage - 120-277Vac - non-dimming

Driver Class: Class 2

Input Voltage (V): Universal

Output Voltage (V): 12

Upon Request: (Included) Integral: 277Vac / (Not included, see components) Remote: 0-10Vdc dimming @120Vac only

LED

Color Temperature (°K): 2700 / 3000

Nominal Lumen (lm): 660

CRI: >90 CRI

Lamp Life (hrs): 50000

OPTICAL

Adjustability: Tilt 90°

RATINGS AND CERTIFICATIONS

Certified By: Certified for North American Standards

IP rating: IP20

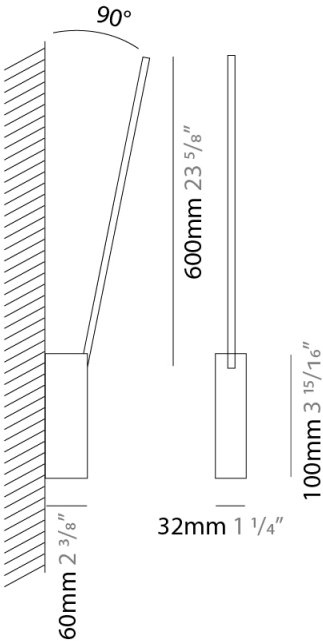

PROJECT

TYPE

SPECIFIER

QUANTITY

DATE



PROJECT
TYPE
SPECIFIER
QUANTITY
DATE



SPILLO 1 ROD SURFACE

D42034-

-

base number

Color

Temperature

Finish

Options

- 1.To build a product code in our configurator select the specify button on the base model # product page
2. To build a manual product code on this datasheet choose from the options listed below in blue font and add the suffix to the base model #

GENERAL

Series: Spillo

Subseries: Spillo 1 Rod

Brand: Icone

Division: Design

Mounting Type: Surface

Mounting Location: Wall

Subcategory: Ambient

PHYSICAL

Shape: Rectangle

Width (mm): 32

Width (in): 1 1/4

Height (mm): 500

Height (in): 19 11/16

Extension (mm): 460

Extension (in): 18 1/8

Light Distribution: Direct / Indirect

Fixture Finish: WHI / WHC / BLK / BGD

Fixture Material: Brass

ELECTRICAL

Lamp Type: LED

Total Output Wattage (W): 4.8

Dimming: Non-Dimmable

Driver Included: Yes

Driver Location: Integrated

Driver Type: Constant Voltage - 120Vac

Driver Class: Class 2

Input Voltage (V): Universal

Output Voltage (V): 12

Upon Request: (Not included - see components) Remote: 0-10Vdc dimming

LED

Color Temperature (°K): 2700 / 3000

Nominal Lumen (lm): 440

CRI: >90 CRI

Lamp Life (hrs): 50000

OPTICAL

Adjustability: Tilt 90°

RATINGS AND CERTIFICATIONS

Certified By: Certified for North American Standards

IP rating: IP20

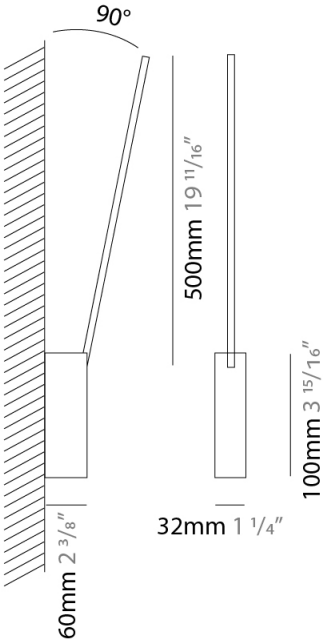

PROJECT

TYPE

SPECIFIER

QUANTITY

DATE



PROJECT
TYPE
SPECIFIER
QUANTITY
DATE



SPILLO 1 ROD SURFACE

D42036-

-

base number

Color

Temperature

Finish

Options

1.To build a product code in our configurator select the specify button on the base model # product page

2. To build a manual product code on this datasheet choose from the options listed below in blue font and add the suffix to the base model #

GENERAL

Series: Spillo

Subseries: Spillo 1 Rod

Brand: Icone

Division: Design

Mounting Type: Surface

Mounting Location: Wall

Subcategory: Ambient

PHYSICAL

Shape: Rectangle

Width (mm): 32

Width (in): 1 1/4

Height (mm): 700

Height (in): 27 9/16

Extension (mm): 660

Extension (in): 26

Light Distribution: Direct / Indirect

Fixture Finish: WHI / WHC / BLK / BGD

Fixture Material: Brass

ELECTRICAL

Lamp Type: LED

Total Output Wattage (W): 7.92

Dimming: 0-10V Dimming

Driver Included: Yes

Driver Location: Integrated

Driver Type: Constant Voltage - 120Vac - non-dimming

Driver Class: Class 2

Input Voltage (V): 120 - 277

Output Voltage (V): 12

Upon Request: (Not included - see components) Remote: 0-10Vdc dimming / 277Vac

LED

Color Temperature (°K): 2700 / 3000

Nominal Lumen (lm): 660

CRI: >90 CRI

Lamp Life (hrs): 50000

OPTICAL

Adjustability: Tilt 90°

RATINGS AND CERTIFICATIONS

Certified By: Certified for North American Standards

IP rating: IP20

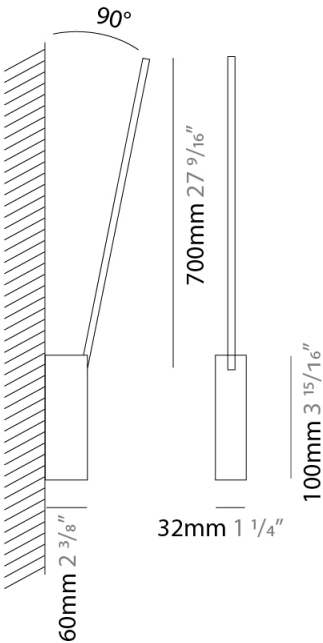

PROJECT

TYPE

SPECIFIER

QUANTITY

DATE



PROJECT
TYPE
SPECIFIER
QUANTITY
DATE



SPILLO 1 ROD SURFACE

D42037-

-

base number

Color

Finish

Temperature

Options

1.To build a product code in our configurator select the specify button on the base model # product page

2. To build a manual product code on this datasheet choose from the options listed below in blue font and add the suffix to the base model #

GENERAL

Series: Spillo

Subseries: Spillo 1 Rod

Brand: Icone

Division: Design

Mounting Type: Surface

Mounting Location: Wall

Subcategory: Ambient

PHYSICAL

Shape: Rectangle

Width (mm): 32

Width (in): 1 1/4

Height (mm): 970

Height (in): 38 3/16

Extension (mm): 860

Extension (in): 33 7/8

Light Distribution: Direct / Indirect

Fixture Finish: WHI / WHC / BLK / BGD

Fixture Material: Brass

ELECTRICAL

Lamp Type: LED

Total Output Wattage (W): 10.56

Dimming: Non-Dimmable

Driver Included: Yes

Driver Location: Integrated

Driver Type: Constant Voltage - 120Vac - non-dimming

Driver Class: Class 2

Input Voltage (V): 120 - 277

Output Voltage (V): 12

Upon Request: (Not included - see components) Remote: 0-10Vdc dimming / Non-dimming 120/277Vac

LED

Color Temperature (°K): 2700 / 3000

Nominal Lumen (lm): 880

CRI: >90 CRI

Lamp Life (hrs): 50000

OPTICAL

Adjustability: Tilt 90°

RATINGS AND CERTIFICATIONS

Certified By: Certified for North American Standards

IP rating: IP20

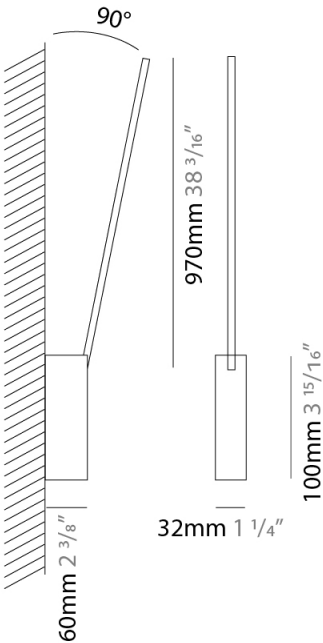
PROJECT

TYPE

SPECIFIER

QUANTITY

DATE



PROJECT
TYPE
SPECIFIER
QUANTITY
DATE



SPILLO 2 ROD SURFACE

D42046-

-

base number

Color

Finish

Temperature

Options

1.To build a product code in our configurator select the specify button on the base model # product page

2. To build a manual product code on this datasheet choose from the options listed below in blue font and add the suffix to the base model #

GENERAL

Series: Spillo

Subseries: Spillo 2 Rod

Brand: Icone

Division: Design

Mounting Type: Surface

Mounting Location: Wall

Subcategory: Ambient

PHYSICAL

Shape: Rectangle

Width (mm): 32

Width (in): 1 1/4

Height (mm): 1090

Height (in): 42 15/16

Extension (mm): 660

Extension (in): 26

Light Distribution: Direct / Indirect

Fixture Finish: WHI / WHC / BLK / BGD

Fixture Material: Brass

ELECTRICAL

Lamp Type: LED

Total Output Wattage (W): 11.88

Dimming: Non-Dimmable

Driver Included: Yes

Driver Location: Integrated

Driver Type: Constant Voltage - 120 / 277Vac

Driver Class: Class 2

Input Voltage (V): 120 - 277

Output Voltage (V): 12

Upon Request: (Not included - see components) Remote: 0-10Vdc dimming

LED

Color Temperature (°K): 2700 / 3000

Nominal Lumen (lm): 990

CRI: >90 CRI

Lamp Life (hrs): 50000

OPTICAL

Adjustability: Tilt 90°

RATINGS AND CERTIFICATIONS

Certified By: Certified for North American Standards

IP rating: IP20

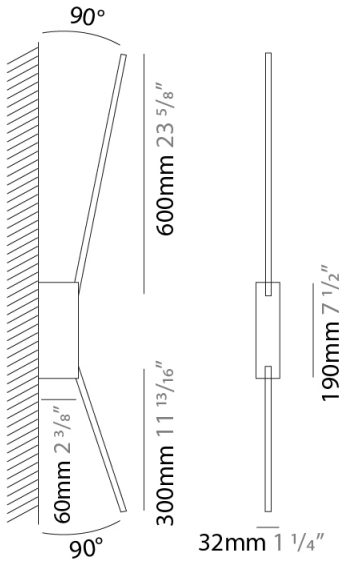

PROJECT

TYPE

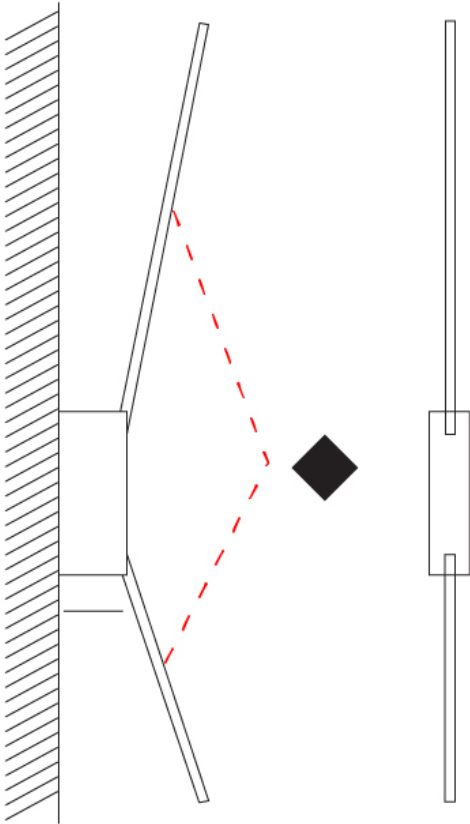
SPECIFIER

QUANTITY

DATE



PROJECT
TYPE
SPECIFIER
QUANTITY
DATE



SPILLO 2 ROD SURFACE

D42047-

-

base number

Color

Finish

Temperature

Options

1.To build a product code in our configurator select the specify button on the base model # product page

2. To build a manual product code on this datasheet choose from the options listed below in blue font and add the suffix to the base model #

GENERAL

Series: Spillo

Subseries: Spillo 2 Rod

Brand: Icone

Division: Design

Mounting Type: Surface

Mounting Location: Wall

Subcategory: Ambient

PHYSICAL

Shape: Rectangle

Width (mm): 32

Width (in): 1 1/4

Height (mm): 1390

Height (in): 54 3/4

Extension (mm): 860

Extension (in): 33 7/8

Light Distribution: Direct / Indirect

Fixture Finish: WHI / WHC / BLK / BGD

Fixture Material: Brass

ELECTRICAL

Lamp Type: LED

Total Output Wattage (W): 15.36

Dimming: 0-10V Dimming

Driver Included: Yes

Driver Location: Integrated

Driver Type: Constant Current - 120Vac - non-dimming

Driver Class: Class 2

Input Voltage (V): 120 - 277

Output Voltage (V): 12

Upon Request: (Not included - see components) Remote: 0-10Vdc dimming / 277Vac

LED

Color Temperature (°K): 2700 / 3000

Nominal Lumen (lm): 1320

CRI: >90 CRI

Lamp Life (hrs): 50000

OPTICAL

Adjustability: Tilt 90°

RATINGS AND CERTIFICATIONS

Certified By: Certified for North American Standards

IP rating: IP20

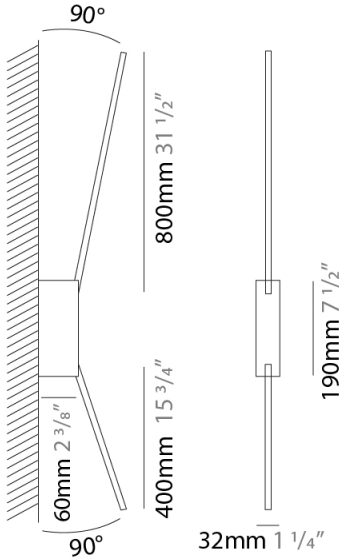

PROJECT

TYPE

SPECIFIER

QUANTITY

DATE



PROJECT
TYPE
SPECIFIER
QUANTITY
DATE



SPILLO 2 ROD SURFACE

D42055-

-

base number

Color

Finish

Temperature

Options

- 1.To build a product code in our configurator select the specify button on the base model # product page
2. To build a manual product code on this datasheet choose from the options listed below in blue font and add the suffix to the base model #

GENERAL

Series: Spillo

Subseries: Spillo 2 Rod

Brand: Icone

Division: Design

Mounting Type: Surface

Mounting Location: Wall

Subcategory: Ambient

PHYSICAL

Shape: Rectangle

Width (mm): 32

Width (in): 1 1/4

Height (mm): 720

Height (in): 28 3/8

Extension (mm): 460

Extension (in): 18 1/8

Light Distribution: Direct / Indirect

Fixture Finish: WHI / WHC / BLK / BGD

Fixture Material: Brass

ELECTRICAL

Lamp Type: LED

Total Output Wattage (W): 7.44

Dimming: 0-10V Dimming

Driver Included: Yes

Driver Location: Integrated

Driver Type: Constant Voltage - 120Vac

Driver Class: Class 2

Input Voltage (V): 120 - 277

Output Voltage (V): 12

Upon Request: (Not included - see components) Remote: 0-10Vdc dimming / Non-dimming 120/277Vac

LED

Color Temperature (°K): 2700 / 3000

Nominal Lumen (lm): 660

CRI: >90 CRI

OPTICAL

Adjustability: Tilt 90°

RATINGS AND CERTIFICATIONS

Certified By: Certified for North American Standards

IP rating: IP20

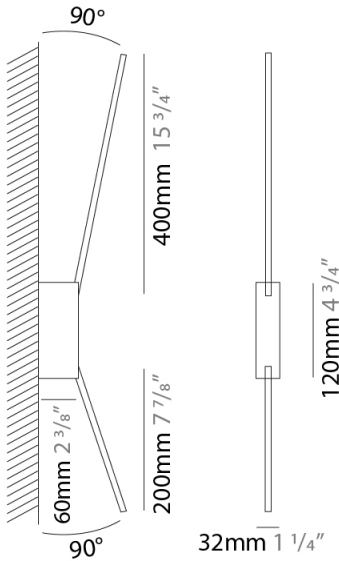

PROJECT

TYPE

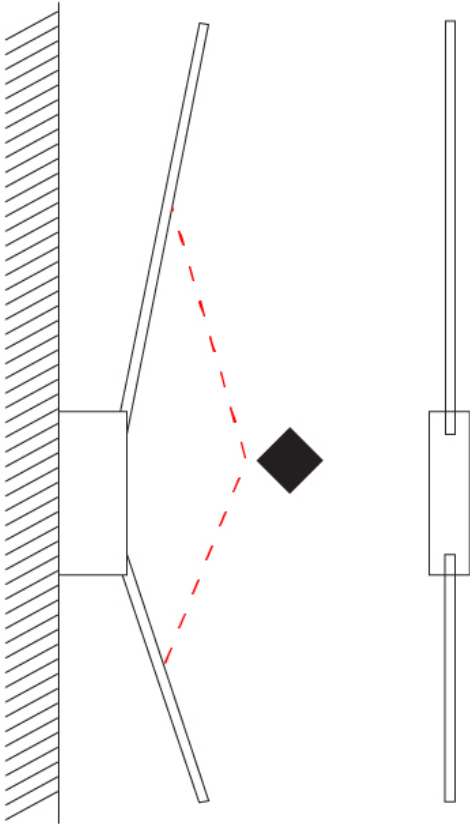
SPECIFIER

QUANTITY

DATE



PROJECT
TYPE
SPECIFIER
QUANTITY
DATE



SPILLO 1 ROD RECESSED

D46003-

-

base number

Color

Finish

Temperature

Options

1.To build a product code in our configurator select the specify button on the base model # product page

2. To build a manual product code on this datasheet choose from the options listed below in blue font and add the suffix to the base model #

GENERAL

Series: Spillo

Subseries: Spillo 1 Rod

Brand: Icone

Division: Design

Mounting Type: Recessed

Mounting Location: Wall

Subcategory: Ambient

PHYSICAL

Shape: Rectangle

Width (mm): 33

Width (in): 1 5/16

Height (mm): 126

Height (in): 4 15/16

Min. Recessing Depth (mm): 30

Min. Recessing Depth (in): 1 3/16

Light Distribution: Adjustable

Fixture Finish: WHI / BLK / CHR / BGD

Fixture Material: Brass

ELECTRICAL

Lamp Type: LED

Total Output Wattage (W): 1.32

Dimming: 0-10V Dimming

Driver Included: No

Driver Location: Remote

Driver Type: Constant Voltage - 120 / 277Vac

Driver Class: Class 2

Input Voltage (V): 120 - 277

Output Voltage (V): 12

Upon Request: (Not included, see components) 0-10Vdc dimming / 277Vac

LED

Color Temperature (°K): 2700 / 3000

Nominal Lumen (lm): 110

CRI: >90 CRI

Lamp Life (hrs): 50000

OPTICAL

Adjustability: Tilt 120°

RATINGS AND CERTIFICATIONS

Certified By: Certified for North American Standards

IP rating: IP20

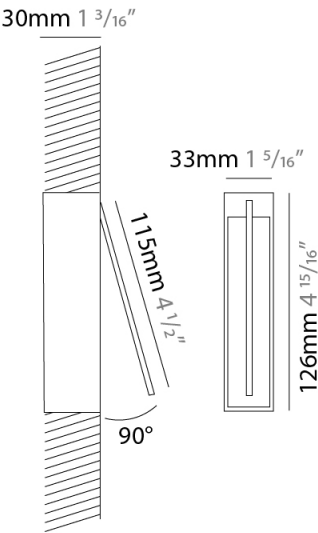
PROJECT

TYPE

SPECIFIER

QUANTITY

DATE



SPILLO 1 ROD RECESSED

D46003-

PROJECT
TYPE
SPECIFIER
QUANTITY
DATE



D

SPILLO 1 ROD RECESSED

D46004-

-

base number

Color

Finish

Temperature

Options

1.To build a product code in our configurator select the specify button on the base model # product page

2. To build a manual product code on this datasheet choose from the options listed below in blue font and add the suffix to the base model #

GENERAL

Series: Spillo

Subseries: Spillo 1 Rod

Brand: Icone

Division: Design

Mounting Type: Recessed

Mounting Location: Wall

Subcategory: Ambient

PHYSICAL

Shape: Rectangle

Width (mm): 33

Width (in): 1 5/16

Height (mm): 226

Height (in): 8 7/8

Min. Recessing Depth (mm): 30

Min. Recessing Depth (in): 1 3/16

Light Distribution: Adjustable

Fixture Finish: WHI / BLK / CHR / BGD

Fixture Material: Brass

ELECTRICAL

Lamp Type: LED

Total Output Wattage (W): 2.64

Dimming: 0-10V Dimming

Driver Included: No

Driver Location: Remote

Driver Type: Constant Voltage - 120 / 277Vac

Driver Class: Class 2

Input Voltage (V): 120 - 277

Output Voltage (V): 12

Upon Request: (Not included, see components) 0-10Vdc dimming / 277Vac

LED

Color Temperature (°K): 2700 / 3000

Nominal Lumen (lm): 220

CRI: >90 CRI

Lamp Life (hrs): 50000

OPTICAL

Adjustability: Tilt 120°

RATINGS AND CERTIFICATIONS

Certified By: Certified for North American Standards

IP rating: IP20

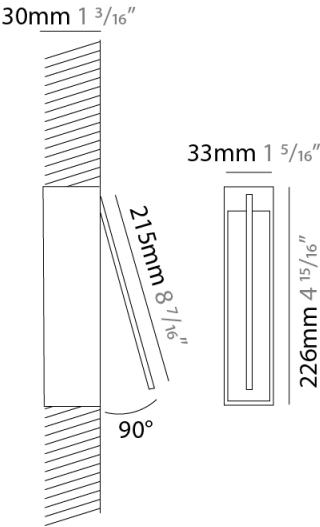
PROJECT

TYPE

SPECIFIER

QUANTITY

DATE



SPILLO 1 ROD RECESSED

D46004-

PROJECT
TYPE
SPECIFIER
QUANTITY
DATE



SPILLO 1 ROD RECESSED

D46005-

-

base number

Color

Finish

Temperature

Options

1.To build a product code in our configurator select the specify button on the base model # product page

2. To build a manual product code on this datasheet choose from the options listed below in blue font and add the suffix to the base model #

GENERAL

Series: Spillo

Subseries: Spillo 1 Rod

Brand: Icone

Division: Design

Mounting Type: Recessed

Mounting Location: Wall

Subcategory: Ambient

PHYSICAL

Shape: Rectangle

Width (mm): 33

Width (in): 1 5/16

Height (mm): 326

Height (in): 12 13/16

Min. Recessing Depth (mm): 30

Min. Recessing Depth (in): 1 3/16

Light Distribution: Adjustable

Fixture Finish: WHI / BLK / CHR / BGD

Fixture Material: Brass

ELECTRICAL

Lamp Type: LED

Total Output Wattage (W): 3.96

Dimming: 0-10V Dimming

Driver Included: No

Driver Location: Remote

Driver Type: Constant Voltage - 120 / 277Vac

Driver Class: Class 2

Input Voltage (V): 120 - 277

Output Voltage (V): 12

Upon Request: (Not included, see components) 0-10Vdc dimming / 277Vac

LED

Color Temperature (°K): 2700 / 3000

Nominal Lumen (lm): 330

CRI: >90 CRI

Lamp Life (hrs): 50000

OPTICAL

Adjustability: Tilt 120°

RATINGS AND CERTIFICATIONS

Certified By: Certified for North American Standards

IP rating: IP20

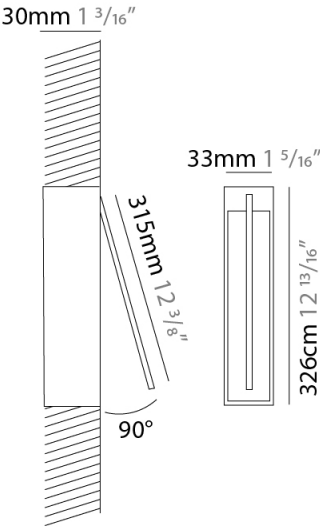
PROJECT

TYPE

SPECIFIER

QUANTITY

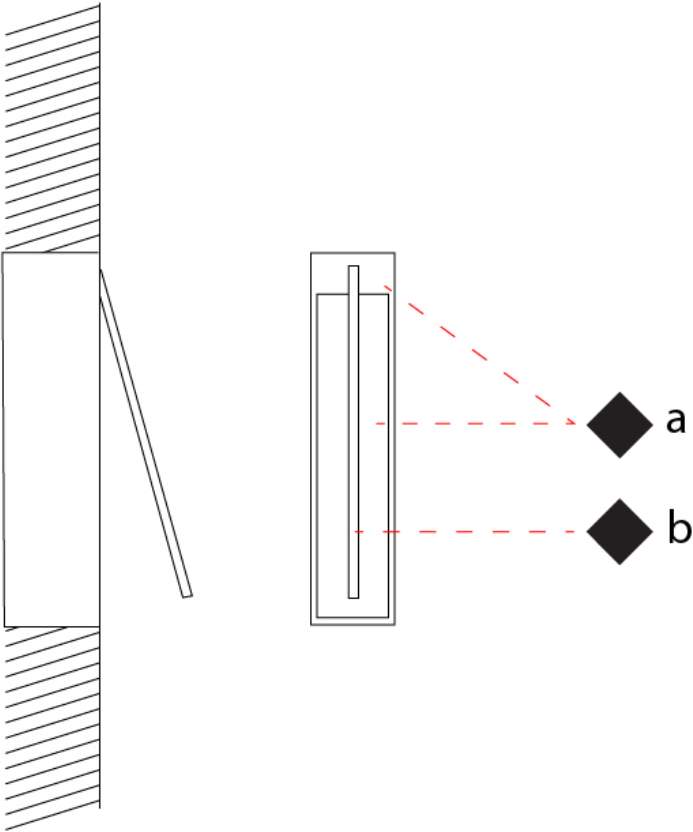
DATE



SPILLO 1 ROD RECESSED

D46005-

PROJECT
TYPE
SPECIFIER
QUANTITY
DATE



SPILLO 1 ROD RECESSED

D46006-

-

base number

Color

Finish

Temperature

Options

1.To build a product code in our configurator select the specify button on the base model # product page

2. To build a manual product code on this datasheet choose from the options listed below in blue font and add the suffix to the base model #

GENERAL

Series: Spillo

Subseries: Spillo 1 Rod

Brand: Icone

Division: Design

Mounting Type: Recessed

Mounting Location: Wall

Subcategory: Ambient

PHYSICAL

Shape: Rectangle

Width (mm): 33

Width (in): 1 5/16

Height (mm): 426

Height (in): 16 3/4

Min. Recessing Depth (mm): 30

Min. Recessing Depth (in): 1 3/16

Light Distribution: Adjustable

Fixture Finish: WHI / BLK / CHR / BGD

Fixture Material: Brass

ELECTRICAL

Lamp Type: LED

Total Output Wattage (W): 4.8

Dimming: 0-10V Dimming

Driver Included: No

Driver Location: Remote

Driver Type: Constant Voltage - 120Vac

Driver Class: Class 2

Input Voltage (V): 120

Output Voltage (V): 12

Upon Request: (Not included, see components) 0-10Vdc dimming / 277Vac

LED

Color Temperature (°K): 2700 / 3000

Nominal Lumen (lm): 440

CRI: >90 CRI

Lamp Life (hrs): 50000

OPTICAL

Adjustability: Tilt 120°

RATINGS AND CERTIFICATIONS

Certified By: Certified for North American Standards

IP rating: IP20

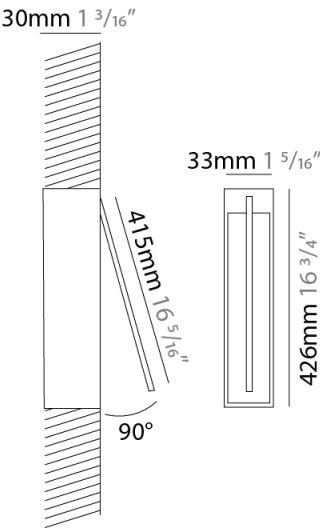

PROJECT

TYPE

SPECIFIER

QUANTITY

DATE



SPILLO 1 ROD RECESSED

D46006-

PROJECT
TYPE
SPECIFIER
QUANTITY
DATE



SPILLO 1 ROD RECESSED

D46007-

-

base number

Color

Finish

Temperature

Options

- 1.To build a product code in our configurator select the specify button on the base model # product page
2. To build a manual product code on this datasheet choose from the options listed below in blue font and add the suffix to the base model #

GENERAL

Series: Spillo

Subseries: Spillo 1 Rod

Brand: Icone

Division: Design

Mounting Type: Recessed

Mounting Location: Wall

Subcategory: Ambient

PHYSICAL

Shape: Rectangle

Width (mm): 33

Width (in): 1 5/16

Height (mm): 526

Height (in): 20 11/16

Min. Recessing Depth (mm): 30

Min. Recessing Depth (in): 1 3/16

Light Distribution: Adjustable

Fixture Finish: WHI / BLK / CHR / BGD

Fixture Material: Brass

ELECTRICAL

Lamp Type: LED

Total Output Wattage (W): 6.6

Dimming: 0-10V Dimming

Driver Included: No

Driver Location: Remote

Driver Type: Constant Voltage - 120 / 277Vac

Driver Class: Class 2

Input Voltage (V): 120 - 277

Output Voltage (V): 12

Upon Request: (Not included, see components) 0-10Vdc dimming / 277Vac

LED

Color Temperature (°K): 2700 / 3000

Nominal Lumen (lm): 550

CRI: >90 CRI

Lamp Life (hrs): 50000

OPTICAL

Adjustability: Tilt 120°

RATINGS AND CERTIFICATIONS

Certified By: Certified for North American Standards

IP rating: IP20

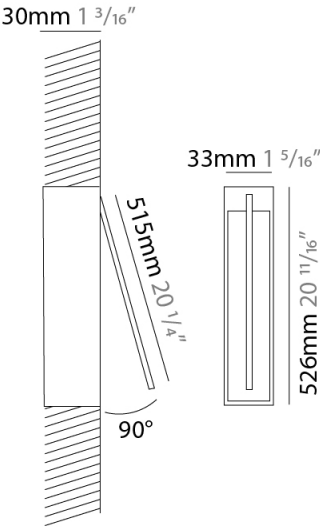
PROJECT

TYPE

SPECIFIER

QUANTITY

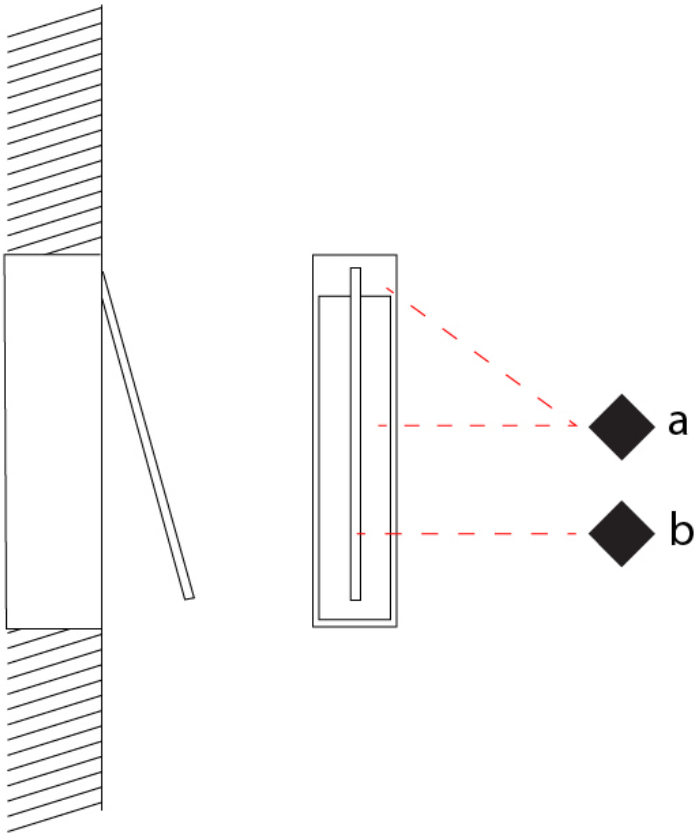
DATE



SPILLO 1 ROD RECESSED

D46007-

PROJECT
TYPE
SPECIFIER
QUANTITY
DATE



SPILLO 1 ROD RECESSED

D46008-

-

base number

Color

Finish

Temperature

Options

1.To build a product code in our configurator select the specify button on the base model # product page

2. To build a manual product code on this datasheet choose from the options listed below in blue font and add the suffix to the base model #

GENERAL

Series: Spillo

Subseries: Spillo 1 Rod

Brand: Icone

Division: Design

Mounting Type: Recessed

Mounting Location: Wall

Subcategory: Ambient

PHYSICAL

Shape: Rectangle

Width (mm): 33

Width (in): 1 5/16

Height (mm): 626

Height (in): 24 5/8

Min. Recessing Depth (mm): 30

Min. Recessing Depth (in): 1 3/16

Light Distribution: Adjustable

Fixture Finish: WHI / BLK / CHR / BGD

Fixture Material: Brass

ELECTRICAL

Lamp Type: LED

Total Output Wattage (W): 7.92

Dimming: 0-10V Dimming

Driver Included: No

Driver Location: Remote

Driver Type: Constant Voltage - 120Vac

Driver Class: Class 2

Input Voltage (V): 120

Output Voltage (V): 12

Upon Request: (Not included, see components) 0-10Vdc dimming / 277Vac

LED

Color Temperature (°K): 2700 / 3000

Nominal Lumen (lm): 660

CRI: >90 CRI

Lamp Life (hrs): 50000

OPTICAL

Adjustability: Tilt 120°

RATINGS AND CERTIFICATIONS

Certified By: Certified for North American Standards

IP rating: IP20

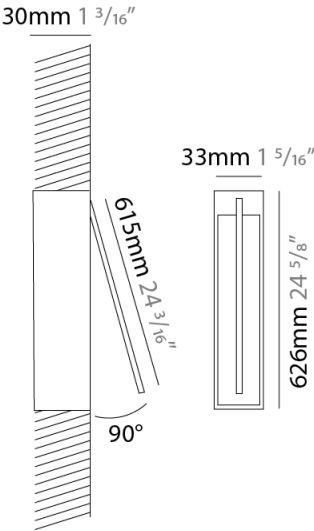
PROJECT

TYPE

SPECIFIER

QUANTITY

DATE



SPILLO 1 ROD RECESSED

D46008-

PROJECT
TYPE
SPECIFIER
QUANTITY
DATE



SPILLO 1 ROD RECESSED

D46009-

-

base number

Color

Finish

Temperature

Options

1.To build a product code in our configurator select the specify button on the base model # product page

2. To build a manual product code on this datasheet choose from the options listed below in blue font and add the suffix to the base model #

GENERAL

Series: Spillo

Subseries: Spillo 1 Rod

Brand: Icone

Division: Design

Mounting Type: Recessed

Mounting Location: Wall

Subcategory: Ambient

PHYSICAL

Shape: Rectangle

Width (mm): 33

Width (in): 1 5/16

Height (mm): 826

Height (in): 32 1/2

Min. Recessing Depth (mm): 30

Min. Recessing Depth (in): 1 3/16

Light Distribution: Adjustable

Fixture Finish: WHI / BLK / CHR / BGD

Fixture Material: Brass

ELECTRICAL

Lamp Type: LED

Total Output Wattage (W): 10.56

Dimming: 0-10V Dimming

Driver Included: No

Driver Location: Remote

Driver Type: Constant Voltage - 120Vac

Driver Class: Class 2

Input Voltage (V): 120

Output Voltage (V): 12

Upon Request: (Not included, see components) 0-10Vdc dimming / 277Vac

LED

Color Temperature (°K): 2700 / 3000

Nominal Lumen (lm): 880

CRI: >90 CRI

Lamp Life (hrs): 50000

OPTICAL

Adjustability: Tilt 120°

RATINGS AND CERTIFICATIONS

Certified By: Certified for North American Standards

IP rating: IP20

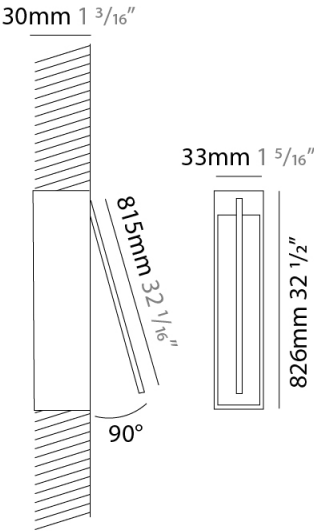

PROJECT

TYPE

SPECIFIER

QUANTITY

DATE



SPILLO 1 ROD RECESSED

D46009-

PROJECT
TYPE
SPECIFIER
QUANTITY
DATE



SPILLO 1 ROD RECESSED

D46012-

-

base number

Color

Finish

Temperature

Options

1. To build a product code in our configurator select the specify button on the base model # product page

2. To build a manual product code on this datasheet choose from the options listed below in blue font and add the suffix to the base model #

GENERAL

Series: Spillo

Subseries: Spillo 1 Rod

Brand: Icone

Division: Design

Mounting Type: Recessed

Mounting Location: Wall

Subcategory: Ambient

PHYSICAL

Shape: Rectangle

Width (mm): 50

Width (in): 1 15/16

Height (mm): 200

Height (in): 7 7/8

Light Distribution: Adjustable

Fixture Finish: WHI / BLK / CHR / BGD

Fixture Material: Brass

ELECTRICAL

Lamp Type: LED

Total Output Wattage (W): 2.64

Dimming: 0-10V Dimming

Driver Included: No

Driver Location: Remote

Driver Type: Constant Voltage - 120 / 277Vac

Driver Class: Class 2

Input Voltage (V): 120 - 277

Output Voltage (V): 12

Upon Request: (Not included, see components) 0-10Vdc dimming / 277Vac

LED

Color Temperature (°K): 2700 / 3000

Nominal Lumen (lm): 220

CRI: >90 CRI

Lamp Life (hrs): 50000

OPTICAL

Adjustability: Tilt 120°

RATINGS AND CERTIFICATIONS

Certified By: Certified for North American Standards

IP rating: IP20

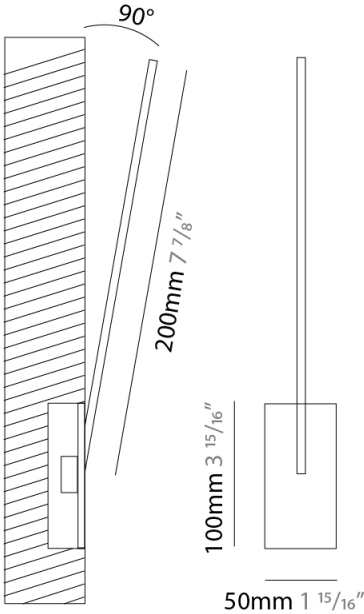
PROJECT

TYPE

SPECIFIER

QUANTITY

DATE



SPILLO 1 ROD RECESSED

D46012-

PROJECT
TYPE
SPECIFIER
QUANTITY
DATE



D

SPILLO 1 ROD RECESSED

D46013-

-

base number

Color

Temperature

Finish

Options

- 1.To build a product code in our configurator select the specify button on the base model # product page
2. To build a manual product code on this datasheet choose from the options listed below in blue font and add the suffix to the base model #

GENERAL

Series: Spillo

Subseries: Spillo 1 Rod

Brand: Icone

Division: Design

Mounting Type: Recessed

Mounting Location: Wall

Subcategory: Ambient

PHYSICAL

Shape: Rectangle

Width (mm): 50

Width (in): 1 15/16

Height (mm): 300

Height (in): 11 13/16

Light Distribution: Adjustable

Fixture Finish: WHI / BLK / CHR / BGD

Fixture Material: Brass

ELECTRICAL

Lamp Type: LED

Total Output Wattage (W): 3.96

Dimming: 0-10V Dimming

Driver Included: No

Driver Location: Remote

Driver Type: Constant Voltage - 120 / 277Vac

Driver Class: Class 2

Input Voltage (V): 120 - 277

Output Voltage (V): 12

Upon Request: (Not included, see components) 0-10Vdc dimming / 277Vac

LED

Color Temperature (°K): 2700 / 3000

Nominal Lumen (lm): 330

CRI: >90 CRI

Lamp Life (hrs): 50000

OPTICAL

Adjustability: Tilt 120°

RATINGS AND CERTIFICATIONS

Certified By: Certified for North American Standards

IP rating: IP20

PROJECT

TYPE

SPECIFIER

QUANTITY

DATE



SPILLO 1 ROD RECESSED

D46013-

PROJECT
TYPE
SPECIFIER
QUANTITY
DATE



SPILLO 1 ROD RECESSED

D46014-

-

base number

Color

Temperature

Finish

Options

- 1.To build a product code in our configurator select the specify button on the base model # product page
2. To build a manual product code on this datasheet choose from the options listed below in blue font and add the suffix to the base model #

GENERAL

Series: Spillo

Subseries: Spillo 1 Rod

Brand: Icone

Division: Design

Mounting Type: Recessed

Mounting Location: Wall

Subcategory: Ambient

PHYSICAL

Shape: Rectangle

Width (mm): 50

Width (in): 1 15/16

Height (mm): 400

Height (in): 15 3/4

Light Distribution: Adjustable

Fixture Finish: WHI / BLK / CHR / BGD

Fixture Material: Brass

ELECTRICAL

Lamp Type: LED

Total Output Wattage (W): 4.8

Dimming: 0-10V Dimming

Driver Included: No

Driver Location: Remote

Driver Type: Constant Voltage - 120Vac

Driver Class: Class 2

Input Voltage (V): 120

Output Voltage (V): 12

Upon Request: (Not included, see components) 0-10Vdc dimming / 277Vac

LED

Color Temperature (°K): 2700 / 3000

Nominal Lumen (lm): 440

CRI: >90 CRI

Lamp Life (hrs): 50000

OPTICAL

Adjustability: Tilt 120°

RATINGS AND CERTIFICATIONS

Certified By: Certified for North American Standards

IP rating: IP20

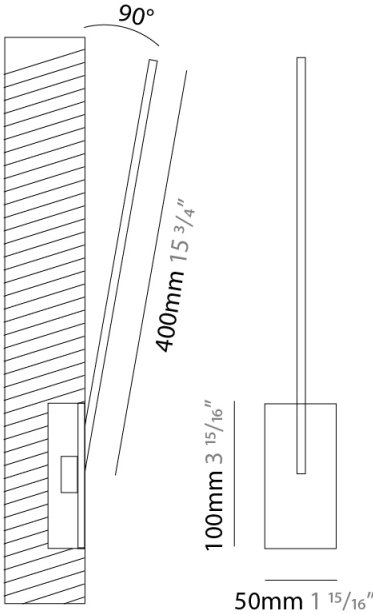
PROJECT

TYPE

SPECIFIER

QUANTITY

DATE



SPILLO 1 ROD RECESSED

D46014-

PROJECT
TYPE
SPECIFIER
QUANTITY
DATE



SPILLO 1 ROD RECESSED

D46015-

-

base number

Color

Temperature

Finish

Options

1. To build a product code in our configurator select the specify button on the base model # product page

2. To build a manual product code on this datasheet choose from the options listed below in blue font and add the suffix to the base model #

GENERAL

Series: Spillo

Subseries: Spillo 1 Rod

Brand: Icone

Division: Design

Mounting Type: Recessed

Mounting Location: Wall

Subcategory: Ambient

PHYSICAL

Shape: Rectangle

Width (mm): 50

Width (in): 1 15/16

Height (mm): 500

Height (in): 19 11/16

Light Distribution: Adjustable

Fixture Finish: WHI / BLK / CHR / BGD

Fixture Material: Brass

ELECTRICAL

Lamp Type: LED

Total Output Wattage (W): 6.6

Dimming: 0-10V Dimming

Driver Included: No

Driver Location: Remote

Driver Type: Constant Voltage - 120Vac

Driver Class: Class 2

Input Voltage (V): 120

Output Voltage (V): 12

Upon Request: (Not included, see components) 0-10Vdc dimming / 277Vac

LED

Color Temperature (°K): 2700 / 3000

Nominal Lumen (lm): 550

CRI: >90 CRI

Lamp Life (hrs): 50000

OPTICAL

Adjustability: Tilt 120°

RATINGS AND CERTIFICATIONS

Certified By: Certified for North American Standards

IP rating: IP20

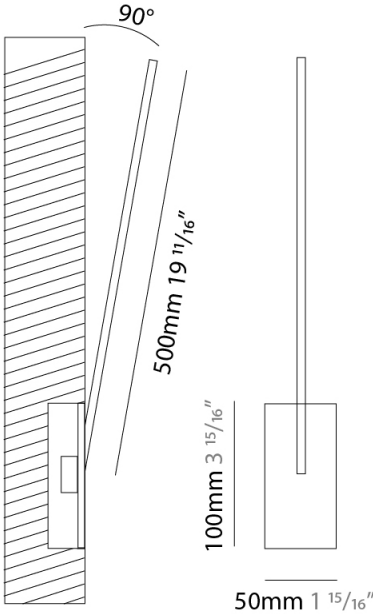
PROJECT

TYPE

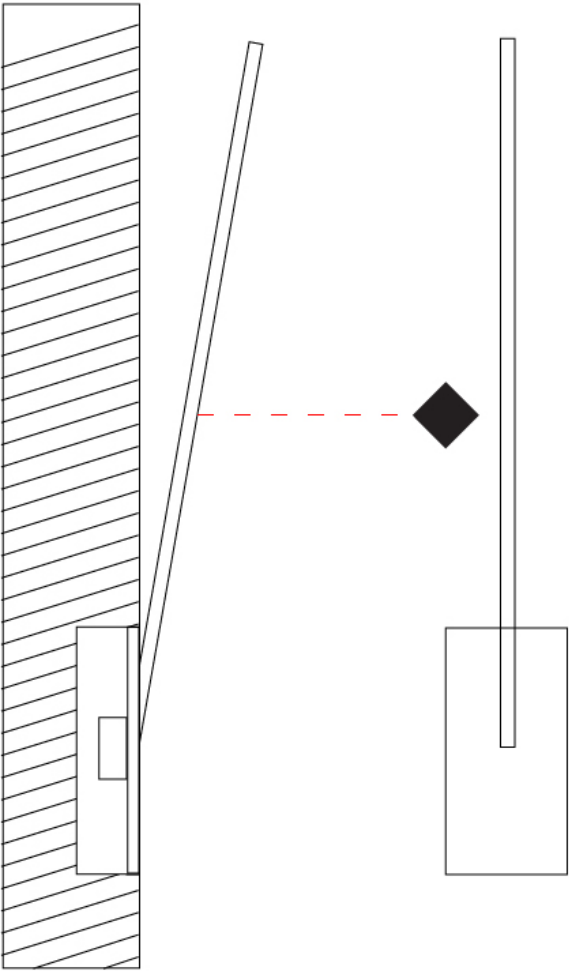
SPECIFIER

QUANTITY

DATE



PROJECT
TYPE
SPECIFIER
QUANTITY
DATE



SPILLO 1 ROD RECESSED

D46016-

-

base number

Color

Temperature

Finish

Options

1. To build a product code in our configurator select the specify button on the base model # product page

2. To build a manual product code on this datasheet choose from the options listed below in blue font and add the suffix to the base model #

GENERAL

Series: Spillo

Subseries: Spillo 1 Rod

Brand: Icone

Division: Design

Mounting Type: Recessed

Mounting Location: Wall

Subcategory: Ambient

PHYSICAL

Shape: Rectangle

Width (mm): 50

Width (in): 1 15/16

Height (mm): 600

Height (in): 23 5/8

Light Distribution: Adjustable

Fixture Finish: WHI / BLK / CHR / BGD

Fixture Material: Brass

ELECTRICAL

Lamp Type: LED

Total Output Wattage (W): 7.92

Dimming: 0-10V Dimming

Driver Included: No

Driver Location: Remote

Driver Type: Constant Voltage - 120Vac

Driver Class: Class 2

Input Voltage (V): 120

Output Voltage (V): 12

Upon Request: (Not included, see components) 0-10Vdc dimming / 277Vac

LED

Color Temperature (°K): 2700 / 3000

Nominal Lumen (lm): 660

CRI: >90 CRI

Lamp Life (hrs): 50000

OPTICAL

Adjustability: Tilt 120°

RATINGS AND CERTIFICATIONS

Certified By: Certified for North American Standards

IP rating: IP20

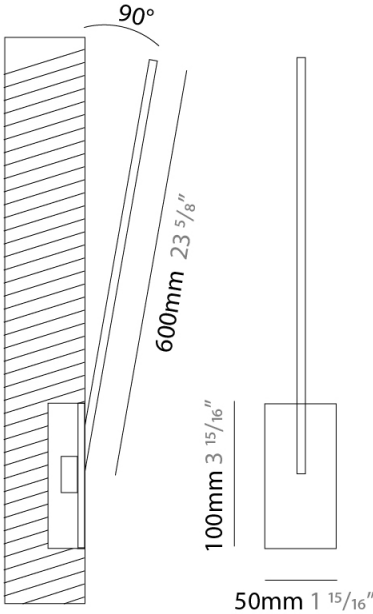
PROJECT

TYPE

SPECIFIER

QUANTITY

DATE



SPILLO 1 ROD RECESSED

D46016-

PROJECT
TYPE
SPECIFIER
QUANTITY
DATE



SPILLO 1 ROD RECESSED

D46018-

-

base number

Color

Temperature

Finish

Options

1. To build a product code in our configurator select the specify button on the base model # product page

2. To build a manual product code on this datasheet choose from the options listed below in blue font and add the suffix to the base model #

GENERAL

Series: Spillo

Subseries: Spillo 1 Rod

Brand: Icone

Division: Design

Mounting Type: Recessed

Mounting Location: Wall

Subcategory: Ambient

PHYSICAL

Shape: Rectangle

Width (mm): 50

Width (in): 1 15/16

Height (mm): 800

Height (in): 31 1/2

Light Distribution: Adjustable

Fixture Finish: WHI / BLK / CHR / BGD

Fixture Material: Brass

ELECTRICAL

Lamp Type: LED

Total Output Wattage (W): 10.56

Dimming: 0-10V Dimming

Driver Included: No

Driver Location: Remote

Driver Type: Constant Voltage - 120Vac

Driver Class: Class 2

Input Voltage (V): 120

Output Voltage (V): 12

Upon Request: (Not included, see components) 0-10Vdc dimming / 277Vac

LED

Color Temperature (°K): 2700 / 3000

Nominal Lumen (lm): 880

CRI: >90 CRI

Lamp Life (hrs): 50000

OPTICAL

Adjustability: Tilt 120°

RATINGS AND CERTIFICATIONS

Certified By: Certified for North American Standards

IP rating: IP20

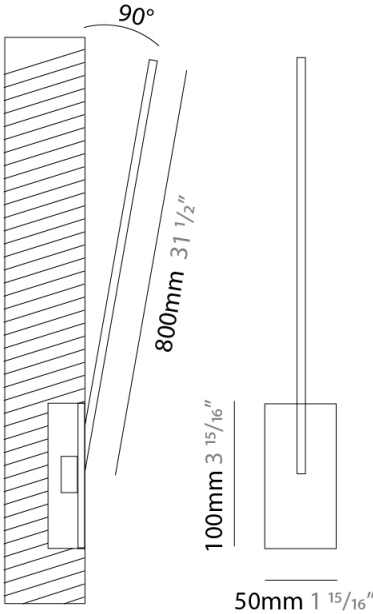
PROJECT

TYPE

SPECIFIER

QUANTITY

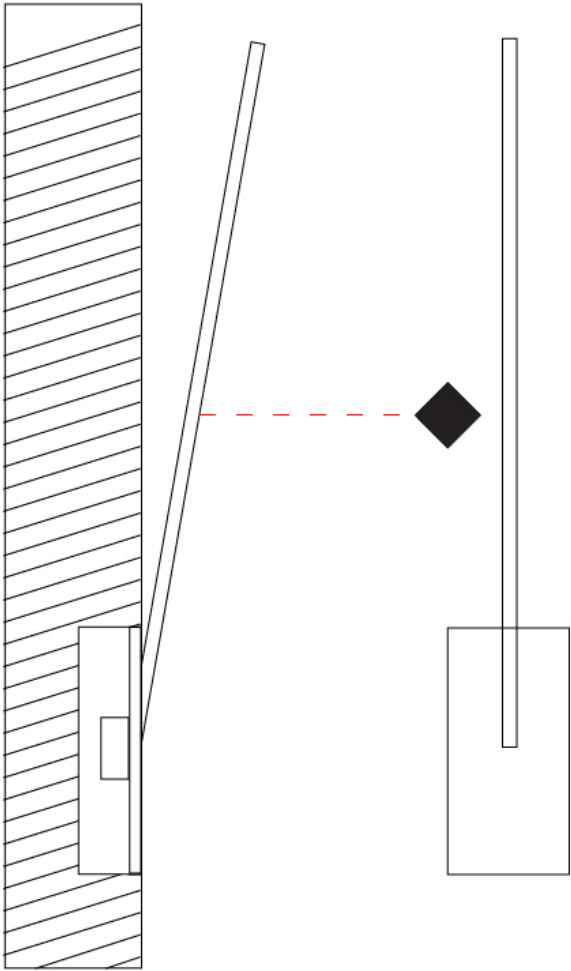
DATE



SPILLO 1 ROD RECESSED

D46018-

PROJECT
TYPE
SPECIFIER
QUANTITY
DATE



SPILLO 1 ROD RECESSED

D46020-

-

base number

Color

Finish

Temperature

Options

1. To build a product code in our configurator select the specify button on the base model # product page

2. To build a manual product code on this datasheet choose from the options listed below in blue font and add the suffix to the base model #

GENERAL

Series: Spillo

Subseries: Spillo 1 Rod

Brand: Icone

Division: Design

Mounting Type: Recessed

Mounting Location: Wall

Subcategory: Ambient

PHYSICAL

Shape: Rectangle

Width (mm): 50

Width (in): 1 15/16

Height (mm): 200

Height (in): 7 7/8

Light Distribution: Adjustable

Fixture Finish: WHI / BLK / CHR / BGD

Fixture Material: Brass

ELECTRICAL

Lamp Type: LED

Total Output Wattage (W): 2.64

Dimming: 0-10V Dimming

Driver Included: No

Driver Location: Remote

Driver Type: Constant Voltage - 120 / 277Vac

Driver Class: Class 2

Input Voltage (V): 120 - 277

Output Voltage (V): 12

Upon Request: (Not included, see components) 0-10Vdc dimming / 277Vac

LED

Color Temperature (°K): 2700 / 3000

Nominal Lumen (lm): 220

CRI: >90 CRI

Lamp Life (hrs): 50000

OPTICAL

Adjustability: Tilt 120°

RATINGS AND CERTIFICATIONS

Certified By: Certified for North American Standards

IP rating: IP20

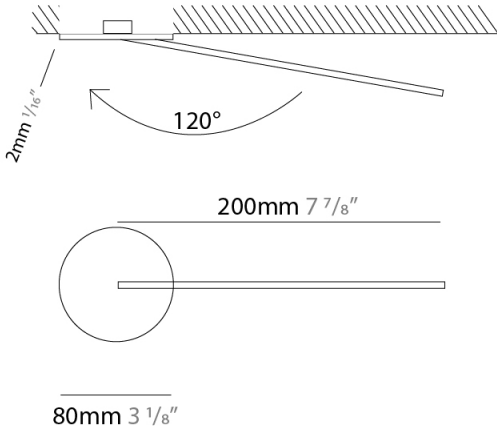
PROJECT

TYPE

SPECIFIER

QUANTITY

DATE



SPILLO 1 ROD RECESSED

D46020-

PROJECT
TYPE
SPECIFIER
QUANTITY
DATE



SPILLO 1 ROD RECESSED

D46021-

-

base number

Color

Finish

Temperature

Options

1.To build a product code in our configurator select the specify button on the base model # product page

2. To build a manual product code on this datasheet choose from the options listed below in blue font and add the suffix to the base model #

GENERAL

Series: Spillo

Subseries: Spillo 1 Rod

Brand: Icone

Division: Design

Mounting Type: Recessed

Mounting Location: Wall

Subcategory: Ambient

PHYSICAL

Shape: Rectangle

Width (mm): 50

Width (in): 1 15/16

Height (mm): 300

Height (in): 11 13/16

Light Distribution: Adjustable

Fixture Finish: WHI / BLK / CHR / BGD

Fixture Material: Brass

ELECTRICAL

Lamp Type: LED

Total Output Wattage (W): 3.96

Dimming: 0-10V Dimming

Driver Included: No

Driver Location: Remote

Driver Type: Constant Voltage - 120 / 277Vac

Driver Class: Class 2

Input Voltage (V): 120 - 277

Output Voltage (V): 12

Upon Request: (Not included, see components) 0-10Vdc dimming / 277Vac

LED

Color Temperature (°K): 2700 / 3000

Nominal Lumen (lm): 330

CRI: >90 CRI

Lamp Life (hrs): 50000

OPTICAL

Adjustability: Tilt 120°

RATINGS AND CERTIFICATIONS

Certified By: Certified for North American Standards

IP rating: IP20

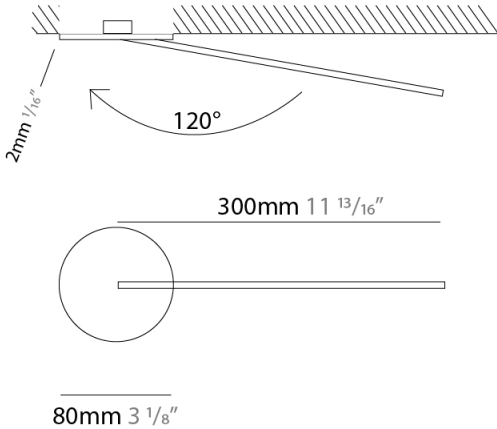

PROJECT

TYPE

SPECIFIER

QUANTITY

DATE



PROJECT
TYPE
SPECIFIER
QUANTITY
DATE



SPILLO 1 ROD ROUND BASE RECESSED

D46022-

base number

Color

Finish

Temperature

Options

1. To build a product code in our configurator select the specify button on the base model # product page
2. To build a manual product code on this datasheet choose from the options listed below in blue font and add the suffix to the base model #

GENERAL

Series: Spillo

Subseries: Spillo 1 Rod Round Base

Brand: Icone

Division: Design

Mounting Type: Recessed

Mounting Location: Wall

Subcategory: Ambient

PHYSICAL

Shape: Rectangle

Width (mm): 50

Width (in): 1 15⁄16

Height (mm): 400

Height (in): 15 3⁄4

Light Distribution: Adjustable

Fixture Finish: WHI / BLK / CHR / BGD

Fixture Material: Brass

ELECTRICAL

Lamp Type: LED

Total Output Wattage (W): 4.8

Dimming: 0-10V Dimming

Driver Included: No

Driver Location: Remote

Driver Type: Constant Voltage - 120Vac

Driver Class: Class 2

Input Voltage (V): 120

Output Voltage (V): 12

Upon Request: (Not included, see components) 0-10Vdc dimming / 277Vac

LED

Color Temperature (°K): 2700 / 3000

Nominal Lumen (lm): 440

CRI: >90 CRI

Lamp Life (hrs): 50000

OPTICAL

Adjustability: Tilt 120°

RATINGS AND CERTIFICATIONS

Certified By: Certified for North American Standards

IP rating: IP20

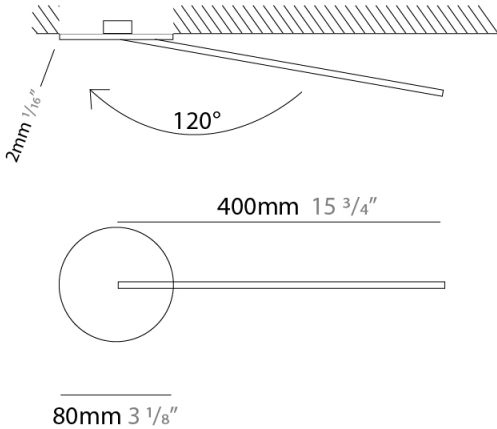
PROJECT

TYPE

SPECIFIER

QUANTITY

DATE



SPILLO 1 ROD ROUND BASE RECESSED

D46022-

PROJECT
TYPE
SPECIFIER
QUANTITY
DATE



SPILLO 1 ROD RECESSED

D46023-

-

base number

Color

Temperature

Finish

Options

1.To build a product code in our configurator select the specify button on the base model # product page

2. To build a manual product code on this datasheet choose from the options listed below in blue font and add the suffix to the base model #

GENERAL

Series: Spillo

Subseries: Spillo 1 Rod

Brand: Icone

Division: Design

Mounting Type: Recessed

Mounting Location: Wall

Subcategory: Ambient

PHYSICAL

Shape: Rectangle

Width (mm): 50

Width (in): 1 15/16

Height (mm): 500

Height (in): 19 11/16

Light Distribution: Adjustable

Fixture Finish: WHI / BLK / CHR / BGD

Fixture Material: Brass

ELECTRICAL

Lamp Type: LED

Total Output Wattage (W): 6.6

Dimming: 0-10V Dimming

Driver Included: No

Driver Location: Remote

Driver Type: Constant Voltage - 120Vac

Driver Class: Class 2

Input Voltage (V): 120

Output Voltage (V): 12

Upon Request: (Not included, see components) 0-10Vdc dimming / 277Vac

LED

Color Temperature (°K): 2700 / 3000

Nominal Lumen (lm): 550

CRI: >90 CRI

Lamp Life (hrs): 50000

OPTICAL

Adjustability: Tilt 120°

RATINGS AND CERTIFICATIONS

Certified By: Certified for North American Standards

IP rating: IP20

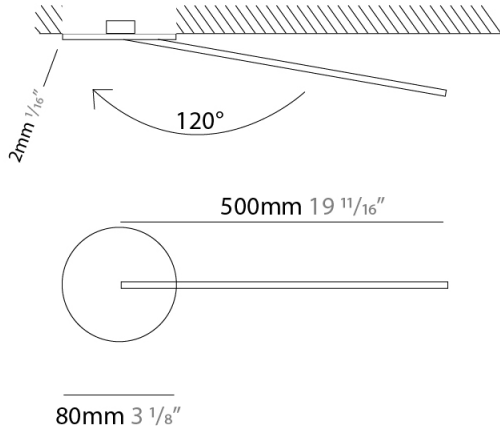
PROJECT

TYPE

SPECIFIER

QUANTITY

DATE



SPILLO 1 ROD RECESSED

D46023-

PROJECT
TYPE
SPECIFIER
QUANTITY
DATE



D

SPILLO 1 ROD RECESSED

D46024-

-

base number

Color

Finish

Temperature

Options

1.To build a product code in our configurator select the specify button on the base model # product page

2. To build a manual product code on this datasheet choose from the options listed below in blue font and add the suffix to the base model #

GENERAL

Series: Spillo

Subseries: Spillo 1 Rod

Brand: Icone

Division: Design

Mounting Type: Recessed

Mounting Location: Wall

Subcategory: Ambient

PHYSICAL

Shape: Rectangle

Width (mm): 50

Width (in): 1 15⁄16

Height (mm): 600

Height (in): 23 5⁄8

Light Distribution: Adjustable

Fixture Finish: WHI / BLK / CHR / BGD

Fixture Material: Brass

ELECTRICAL

Lamp Type: LED

Total Output Wattage (W): 7.92

Dimming: Non-Dimmable

Driver Included: No

Driver Location: Remote

Driver Type: Constant Voltage - 120Vac

Driver Class: Class 2

Input Voltage (V): 120

Output Voltage (V): 12

Upon Request: (Not included, see components) 0-10Vdc dimming / 277Vac

LED

Color Temperature (°K): 2700 / 3000

Nominal Lumen (lm): 660

CRI: >90 CRI

Lamp Life (hrs): 50000

OPTICAL

Adjustability: Tilt 120°

RATINGS AND CERTIFICATIONS

Certified By: Certified for North American Standards

IP rating: IP20

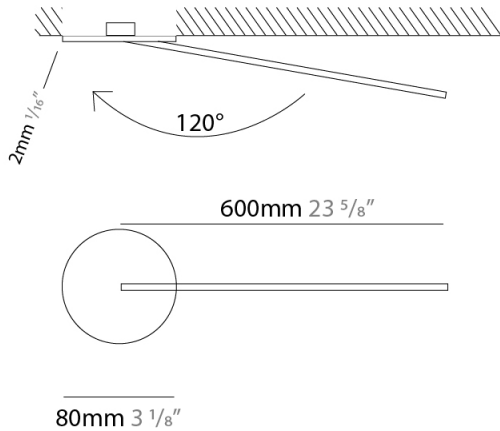
PROJECT

TYPE

SPECIFIER

QUANTITY

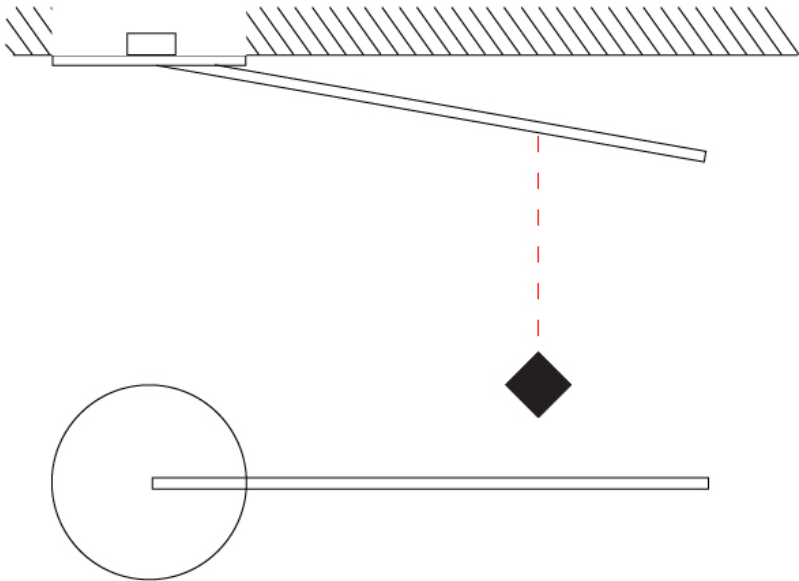
DATE



SPILLO 1 ROD RECESSED

D46024-

PROJECT
TYPE
SPECIFIER
QUANTITY
DATE



D

SPILLO 1 ROD RECESSED

D46025-

-

base number

Color

Temperature

Finish

Options

1.To build a product code in our configurator select the specify button on the base model # product page
2. To build a manual product code on this datasheet choose from the options listed below in blue font and add the suffix to the base model #

GENERAL

Series: Spillo

Subseries: Spillo 1 Rod

Brand: Icone

Division: Design

Mounting Type: Recessed

Mounting Location: Wall

Subcategory: Ambient

PHYSICAL

Shape: Rectangle

Width (mm): 50

Width (in): 1 15⁄16

Height (mm): 800

Height (in): 31 1⁄2

Light Distribution: Adjustable

Fixture Finish: WHI / BLK / CHR / BGD

Fixture Material: Brass

ELECTRICAL

Lamp Type: LED

Total Output Wattage (W): 10.56

Dimming: 0-10V Dimming

Driver Included: No

Driver Location: Remote

Driver Type: Constant Voltage - 120Vac

Driver Class: Class 2

Input Voltage (V): 120

Output Voltage (V): 12

Upon Request: (Not included, see components) 0-10Vdc dimming / 277Vac

LED

Color Temperature (°K): 2700 / 3000

Nominal Lumen (lm): 880

CRI: >90 CRI

Lamp Life (hrs): 50000

OPTICAL

Adjustability: Tilt 120°

RATINGS AND CERTIFICATIONS

Certified By: Certified for North American Standards

IP rating: IP20

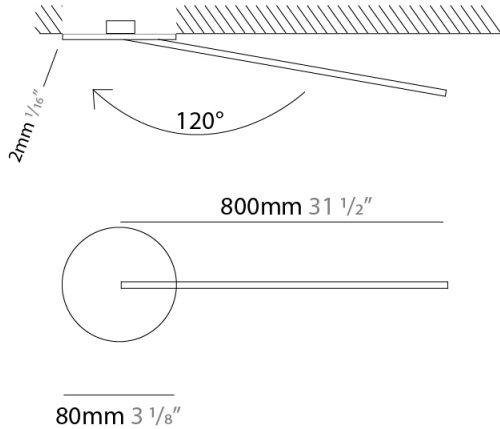
PROJECT

TYPE

SPECIFIER

QUANTITY

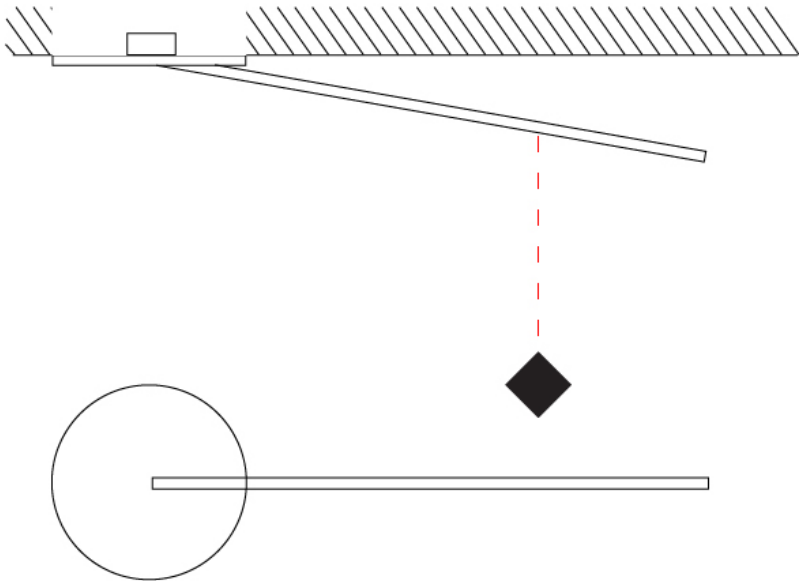
DATE



SPILLO 1 ROD RECESSED

D46025-

PROJECT
TYPE
SPECIFIER
QUANTITY
DATE



D

SPILLO 2 ROD RECESSED

D46026-

-

base number

Color

Finish

Temperature

Options

1.To build a product code in our configurator select the specify button on the base model # product page

2. To build a manual product code on this datasheet choose from the options listed below in blue font and add the suffix to the base model #

GENERAL

Series: Spillo

Subseries: Spillo 2 Rod

Brand: Icone

Division: Design

Mounting Type: Recessed

Mounting Location: Wall

Subcategory: Ambient

PHYSICAL

Shape: Rectangle

Width (mm): 33

Width (in): 1 5/16

Height (mm): 750

Height (in): 29 1/2

Min. Recessing Depth (mm): 30

Min. Recessing Depth (in): 1 3/16

Light Distribution: Adjustable

Fixture Finish: WHI / BLK / CHR / BGD

Fixture Material: Brass

ELECTRICAL

Lamp Type: LED

Total Output Wattage (W): 9.24

Dimming: 0-10V Dimming

Driver Included: No

Driver Location: Remote

Driver Type: Constant Voltage - 120Vac

Driver Class: Class 2

Input Voltage (V): 120 - 277

Output Voltage (V): 12

Upon Request: (Not included, see components) 0-10Vdc dimming / 277Vac

LED

Color Temperature (°K): 2700 / 3000

Nominal Lumen (lm): 770

CRI: >90 CRI

Lamp Life (hrs): 50000

OPTICAL

Adjustability: Tilt 90°

RATINGS AND CERTIFICATIONS

Certified By: Certified for North American Standards

IP rating: IP20

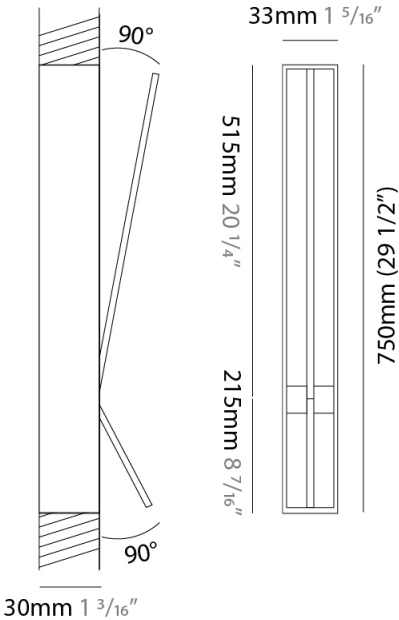

PROJECT

TYPE

SPECIFIER

QUANTITY

DATE



SPILLO 2 ROD RECESSED

D46026-

PROJECT
TYPE
SPECIFIER
QUANTITY
DATE



SPILLO 2 ROD RECESSED

D46027-

-

base number

Color

Finish

Temperature

Options

- 1.To build a product code in our configurator select the specify button on the base model # product page
2. To build a manual product code on this datasheet choose from the options listed below in blue font and add the suffix to the base model #

GENERAL

Series: Spillo

Subseries: Spillo 2 Rod

Brand: Icone

Division: Design

Mounting Type: Recessed

Mounting Location: Wall

Subcategory: Ambient

PHYSICAL

Shape: Rectangle

Width (mm): 33

Width (in): 1 5/16

Height (mm): 1150

Height (in): 45 1/4

Min. Recessing Depth (mm): 30

Min. Recessing Depth (in): 1 3/16

Light Distribution: Adjustable

Fixture Finish: WHI / BLK / CHR / BGD

Fixture Material: Brass

ELECTRICAL

Lamp Type: LED

Total Output Wattage (W): 14.52

Dimming: 0-10V Dimming

Driver Included: No

Driver Location: Remote

Driver Type: Constant Voltage - 120Vac

Driver Class: Class 2

Input Voltage (V): 120 - 277

Output Voltage (V): 12

Upon Request: (Not included, see components) 0-10Vdc dimming / 277Vac

LED

Color Temperature (°K): 2700 / 3000

Nominal Lumen (lm): 1210

CRI: >90 CRI

Lamp Life (hrs): 50000

OPTICAL

Adjustability: Tilt 90°

RATINGS AND CERTIFICATIONS

Certified By: Certified for North American Standards

IP rating: IP20

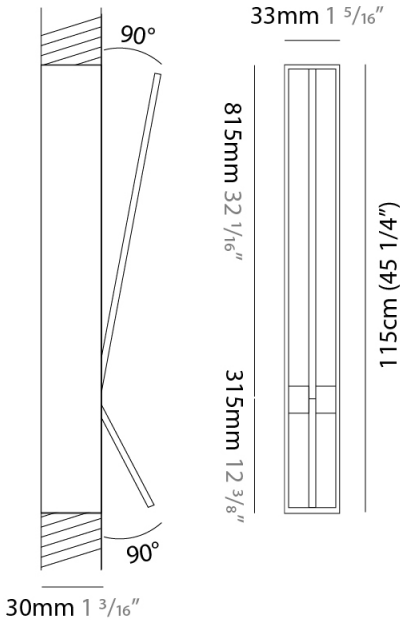

PROJECT

TYPE

SPECIFIER

QUANTITY

DATE



SPILLO 2 ROD RECESSED

D46027-

PROJECT
TYPE
SPECIFIER
QUANTITY
DATE




SPILLO
COLOR FINISH CHART

PROJECT
TYPE
SPECIFIER
QUANTITY
DATE

Fixture Finish

White - WHI

Black - BLK



Chrome - CHR



Brushed Gold - BGD



White/Chrome - WHC



Digital: Not all screens are calibrated the same, and therefore, colors will appear differently between screens.
Physical: When texture is involved, there will be variations in color, character and tone within a product series and between product families.



PROJECT
TYPE
SPECIFIER
QUANTITY
DATE

LEGEND

	floor-mounted		pivotal		special LED (upon request) RGB, RGBW, tunable, gold+, meat+, art+, fashion+
	wall and ceiling: recessed and surface mounted		rotating		warm dim / natural dimming LED
	ceiling-mounted and wall-mounted		illuminate tilted		rechargeable battery powered
	wall-mounted		color of suspension cable		fixture with natural vivid LED (upon request)
	omni-directional light distribution		length of suspension cable		color rendering index
	direct light distribution		reflector degree selection		color temperature
	direct/indirect light distribution		super spot		lumen (luminous flux)
	indirect light distribution		lens		efficacy (lumens per watt)
	asymmetric light distribution		lens pack		Unified Glare Rating (UGR) range from 5-40
	aura light distribution		shine ring		marine grade (AISI 316 stainless steel)
	round wall or ceiling cut-out		integrated shine ring with diffuser		walk on
	square wall or ceiling cut-out		free individual colors 01-29		drive on
	the supplied jig specifies the cutout dimensions		individual colors: 00 (free of charge), 01-25 (extra charge)		Dark Sky Compliance
	minimum distance (meters) lamp - object		luminaire part to be colored (F1)		Americans with Disabilities Act (less than 4" off the wall located between 27"-84" from floor)
	recessed depth		luminaire part to be colored (F2)		lamp protected against explosion
	ceiling thickness in mm		luminaire part to be colored (F3)		blown glass using traditional methods by master glass blower
	ceiling thickness selection		luminaire part to be colored (F4)		acoustic material
	dimmable DP (phase), DV (0-10V), DD (dali), DS (step-dim)		luminaire part to be colored (F5)		protection class I, protection insulation
	included or excluded LED driver/transformer/control gear		color of 3-circuit adaptor		protection class II, protection insulation
	separately switchable		indirect diffuser		ETL Certified to UL and CSA Standards
	sensor		direct diffuser		UL Certified to UL and CSA Standards
	remote control		ball-proof (upon request)		CSA Certified to UL and CSA Standards
	available upon request		accessory		Certified for North American Standards

IP RATING

	protected against ingress of solid bodies greater than 12.5mm (finger)
	protected against ingress of solid bodies greater than 2.5mm protected against sprays of water up to 60 degrees from the vertical (rain)
	protected against ingress of solid bodies greater than 1mm (wire) no protection against the ingress of moisture
	protected against ingress of solid bodies greater than 1mm (wire) protected against sprays of water up to 60 degrees from the vertical (rain)
	protected against ingress of solid bodies greater than 1mm (wire) protected against water splashed from all directions
	protected against limited ingress of dust (wet rooms/covered outdoor areas) protected against water splashed from all directions
	protected against ingress of dust protected against jets of water
	protected against ingress of dust protected against powerful jets of water or heavy seas
	protected against ingress of dust protected against immersion of water between 15cm - 1m for 30 minutes
	protected against ingress of dust protected against immersion of water under pressure for long periods

IK RATING

	protected against 0.14 joules impact (equivalent to 0.25kg mass dropped from 56mm above the surface)
	protected against 0.2 joules impact (equivalent to 0.25kg mass dropped from 80mm above the surface)
	protected against 0.35 joules impact (equivalent to 0.25kg mass dropped from 140mm above the surface)
	protected against 0.5 joules impact (equivalent to 0.25kg mass dropped from 200mm above the surface)
	protected against 0.7 joules impact (equivalent to 0.25kg mass dropped from 280mm above the surface)
	protected against 1 joules impact (equivalent to 0.25kg mass dropped from 400mm above the surface)
	protected against 2 joules impact (equivalent to 0.5kg mass dropped from 400mm above the surface)
	protected against 5 joules impact (equivalent to 1.7kg mass dropped from 300mm above the surface)
	protected against 10 joules impact (equivalent to 5.0kg mass dropped from 200mm above the surface)
	protected against 20 joules impact (equivalent to 5.0kg mass dropped from 400mm above the surface)