

## STENDIMI SURFACE

**D133019-** \_\_\_\_\_

base number

1. To build a product code in our configurator select the specify button on the base model # product page
2. To build a manual product code on this datasheet choose from the options listed below in blue font and add the suffix to the base model #

**GENERAL**

Series: Stendimi \_\_\_\_\_

Brand: Knikerboker \_\_\_\_\_

Division: Design \_\_\_\_\_

Mounting Type: Surface \_\_\_\_\_

Mounting Location: Wall \_\_\_\_\_

**PHYSICAL**

Shape: Abstract \_\_\_\_\_

Length (mm): 200 \_\_\_\_\_

Length (in): 7 <sup>7</sup>/<sub>8</sub> \_\_\_\_\_

Height (mm): 230 \_\_\_\_\_

Height (in): 9 <sup>1</sup>/<sub>16</sub> \_\_\_\_\_

Extension (mm): 200 \_\_\_\_\_

Extension (in): 7 <sup>7</sup>/<sub>8</sub> \_\_\_\_\_

Light Distribution: Indirect \_\_\_\_\_

Fixture Finish: BFM / BRL / BRW / CLF / CLM / CLW / GLF / GLM / GLW / MBK / SLF / SLM / SLW / WHI \_\_\_\_\_

Fixture Material: Metal \_\_\_\_\_

**ELECTRICAL**

Lamp Type: LED \_\_\_\_\_

Total Output Wattage (W): 9.8 \_\_\_\_\_

Dimming: 0-10V Dimming \_\_\_\_\_

Driver Included: No \_\_\_\_\_

Driver Location: Remote \_\_\_\_\_

Driver Type: Constant Voltage - 120 / 277Vac \_\_\_\_\_

Driver Class: Class 2 \_\_\_\_\_

Input Voltage (V): 120 - 277 \_\_\_\_\_

Output Voltage (V): 24 \_\_\_\_\_

Upon Request: (Not included - see components) Remote: 0-10Vdc dimming / Non-dimming 277Vac \_\_\_\_\_

**LED**

Color Temperature (°K): 3000 \_\_\_\_\_

Max. Delivered Lumen (lm): 1080 \_\_\_\_\_

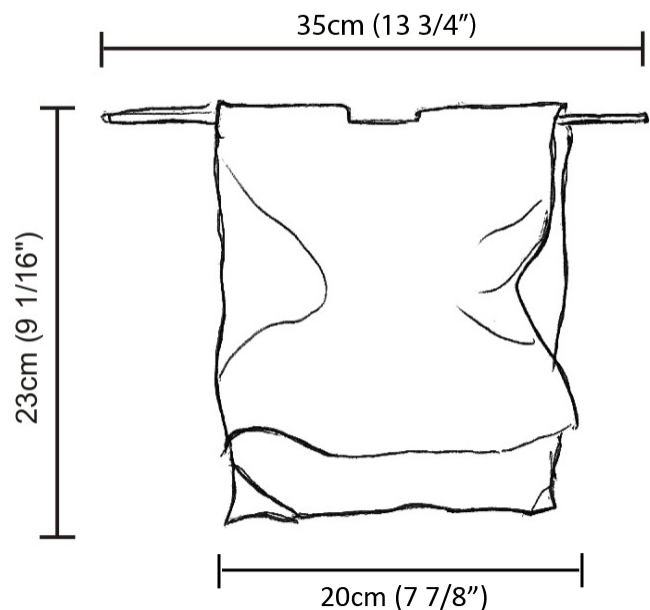
CRI: &gt;80 CRI \_\_\_\_\_

Lamp Life (hrs): 50000 \_\_\_\_\_

**OPTICAL****RATINGS AND CERTIFICATIONS**

Certified By: Certified for North American Standards \_\_\_\_\_

IP rating: IP20 \_\_\_\_\_



D

PROJECT	_____
TYPE	_____
SPECIFIER	_____
QUANTITY	_____
DATE	_____

## STENDIMI SURFACE

**D133023-** \_\_\_\_\_  
base number

1. To build a product code in our configurator select the specify button on the base model # product page
2. To build a manual product code on this datasheet choose from the options listed below in blue font and add the suffix to the base model #

### GENERAL

Series: Stendimi  
Brand: Knikerboker  
Division: Design  
Mounting Type: Surface  
Mounting Location: Wall

### PHYSICAL

Shape: Abstract  
Length (mm): 400  
Length (in): 15 <sup>3</sup>/<sub>4</sub>  
Height (mm): 450  
Height (in): 17 <sup>11</sup>/<sub>16</sub>  
Extension (mm): 240  
Extension (in): 9 <sup>7</sup>/<sub>16</sub>  
Light Distribution: Indirect  
Fixture Finish: BFM / BRL / BRW / CLF / CLM / CLW / GLF / GLM / GLW / MBK / SLF / SLM / SLW / WHI  
Fixture Material: Metal

### ELECTRICAL

Lamp Type: LED  
Total Output Wattage (W): 14.7  
Dimming: Non-Dimmable / 0-10V Dimming  
Driver Included: No  
Driver Location: Remote  
Driver Type: Constant Voltage - Universal  
Driver Class: Class 2  
Input Voltage (V): 120 - 277  
Output Voltage (V): 24

### LED

Color Temperature (°K): 3000  
Max. Delivered Lumen (lm): 1620  
CRI: >80 CRI  
Lamp Life (hrs): 50000

### OPTICAL

#### RATINGS AND CERTIFICATIONS


Certified By: Certified for North American Standards  
IP rating: IP20




PROJECT
TYPE
SPECIFIER
QUANTITY
DATE

### Fixture Finish

Bronze Leaf/Matte Black - BFM




Bronze Leaf - BRL



Bronze Leaf/White - BRW



Copper Leaf - CLF



Copper Leaf/Matte Black - CLM




Copper Leaf/White CLW - CLW




Gold Leaf - GLF




Gold Leaf/Matte Black - GLM




Gold Leaf/White - GLW




Matte Black - MBK



Silver Leaf - SLF



Silver Leaf/Matte Black - SLM



Silver Leaf/White - SLW



White - WHI













**Digital:** Not all screens are calibrated the same, and therefore, colors will appear differently between screens.

**Physical:** When texture is involved, there will be variations in color, character and tone within a product series and between product families.











### LEGEND

	floor-mounted		pivotal		special LED (upon request) RGB, RGBW, tunable, gold+, meat+, art+, fashion+
	wall and ceiling: recessed and surface mounted		rotating		warm dim / natural dimming LED
	ceiling-mounted and wall-mounted		illuminate tilted		rechargeable battery powered
	wall-mounted		color of suspension cable		fixture with natural vivid LED (upon request)
	omni-directional light distribution		length of suspension cable		color rendering index
	direct light distribution		reflector degree selection		color temperature
	direct/indirect light distribution		super spot		lumen (luminous flux)
	indirect light distribution		lens		efficacy (lumens per watt)
	asymmetric light distribution		lens pack		Unified Glare Rating (UGR) range from 5-40
	aura light distribution		shine ring		marine grade (AISI 316 stainless steel)
	round wall or ceiling cut-out		integrated shine ring with diffuser		walk on
	square wall or ceiling cut-out		free individual colors 01-29		drive on
	the supplied jig specifies the cutout dimensions		individual colors: 00 (free of charge), 01-25 (extra charge)		Dark Sky Compliance
	minimum distance (meters) lamp - object		luminaire part to be colored (F1)		Americans with Disabilities Act (less than 4" off the wall located between 27"-84" from floor)
	recessed depth		luminaire part to be colored (F2)		lamp protected against explosion
	ceiling thickness in mm		luminaire part to be colored (F3)		blown glass using traditional methods by master glass blower
	ceiling thickness selection		luminaire part to be colored (F4)		acoustic material
	dimnable DP (phase), DV (0-10V), DD (dali), DS (step-dim)		luminaire part to be colored (F5)		protection class I, protection insulation
	included or excluded LED driver/transformer/control gear		color of 3-circuit adaptor		protection class II, protection insulation
	separately switchable		indirect diffuser		ETL Certified to UL and CSA Standards
	sensor		direct diffuser		UL Certified to UL and CSA Standards
	remote control		ball-proof (upon request)		CSA Certified to UL and CSA Standards
	available upon request		accessory		Certified for North American Standards

### IP RATING

	protected against ingress of solid bodies greater than 12.5mm (finger)
	protected against ingress of solid bodies greater than 2.5mm protected against sprays of water up to 60 degrees from the vertical (rain)
	protected against ingress of solid bodies greater than 1mm (wire) no protection against the ingress of moisture
	protected against ingress of solid bodies greater than 1mm (wire) protected against sprays of water up to 60 degrees from the vertical (rain)
	protected against ingress of solid bodies greater than 1mm (wire) protected against water splashed from all directions
	protected against limited ingress of dust (wet rooms/covered outdoor areas) protected against water splashed from all directions
	protected against ingress of dust protected against jets of water
	protected against ingress of dust protected against powerful jets of water or heavy seas
	protected against ingress of dust protected against immersion of water between 15cm - 1m for 30 minutes
	protected against ingress of dust protected against immersion of water under pressure for long periods

### IK RATING

	protected against 0.14 joules impact (equivalent to 0.25kg mass dropped from 56mm above the surface)
	protected against 0.2 joules impact (equivalent to 0.25kg mass dropped from 80mm above the surface)
	protected against 0.35 joules impact (equivalent to 0.25kg mass dropped from 140mm above the surface)
	protected against 0.5 joules impact (equivalent to 0.25kg mass dropped from 200mm above the surface)
	protected against 0.7 joules impact (equivalent to 0.25kg mass dropped from 280mm above the surface)
	protected against 1 joules impact (equivalent to 0.25kg mass dropped from 400mm above the surface)
	protected against 2 joules impact (equivalent to 0.5kg mass dropped from 400mm above the surface)
	protected against 5 joules impact (equivalent to 1.7kg mass dropped from 300mm above the surface)
	protected against 10 joules impact (equivalent to 5.0kg mass dropped from 200mm above the surface)
	protected against 20 joules impact (equivalent to 5.0kg mass dropped from 400mm above the surface)