

TUBE POST

E9B038-

-

base number

Color

Finish

Temperature

Options

1.To build a product code in our configurator select the specify button on the base model # product page

2. To build a manual product code on this datasheet choose from the options listed below in blue font and add the suffix to the base model #

GENERAL

Series: Tube

Brand: Platek

Division: Exterior

Mounting Type: Post

Mounting Location: Above Ground

Subcategory: Bollard - Mini

PHYSICAL

Shape: Cylinder

Diameter (mm): 160

Diameter (in): 6 5⁄16

Height (mm): 260

Height (in): 10 ¼

Light Distribution: Omnidirectional

Screws: A4 stainless steel

Diffuser: Opal Diffused

Fixture Finish: BLK / WHI / GRY / COR / ANT / BRZ

Fixture Material: Extruded Aluminum

ELECTRICAL

Lamp Type: LED

Input Wattage (W): 10

Total Output Wattage (W): 8

Dimming: Non-Dimming / Phase Dimming (120vac Only)

Driver Included: Yes

Driver Location: Integrated

Driver Type: Constant Current - 120 / 277Vac

Driver Class: Class 2

Input Voltage (V): 120 - 277

Constant Current (MA): 350

Upon Request: (Not included - see components [IP65 or higher enclosure to be supplied by others]): Remote: 0-10Vdc dimming

LED

Number of LEDs: 8

Color Temperature (°K): 3000 / 4000

Max. Delivered Lumen (lm): 415 - 610 / 430 - 635

Nominal Lumen (lm): 1520 / 1600

CRI: >80 CRI

Lamp Life (hrs): 60000

OPTICAL

RATINGS AND CERTIFICATIONS

Certified By: Certified for North American Standards

IP rating: IP65

IK Rating: IK10

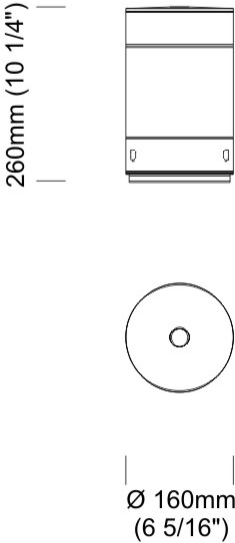
PROJECT

TYPE

SPECIFIER

QUANTITY

DATE



TUBE POST

E9B038-

PROJECT
TYPE
SPECIFIER
QUANTITY
DATE



TUBE POST

E9B039-

-

base number

Color

Finish

Temperature

Options

1.To build a product code in our configurator select the specify button on the base model # product page

2. To build a manual product code on this datasheet choose from the options listed below in blue font and add the suffix to the base model #

GENERAL

Series: Tube

Brand: Platek

Division: Exterior

Mounting Type: Post

Mounting Location: Above Ground

Subcategory: Bollard

PHYSICAL

Shape: Cylinder

Diameter (mm): 160

Diameter (in): 6 5⁄16

Height (mm): 1000

Height (in): 39 3⁄8

Light Distribution: Omnidirectional

Screws: A4 stainless steel

Diffuser: Opal Diffused

Fixture Finish: BLK / WHI / GRY / COR / ANT / BRZ

Fixture Material: Extruded Aluminum

ELECTRICAL

Lamp Type: LED

Input Wattage (W): 20

Total Output Wattage (W): 17

Dimming: Non-Dimming / Phase Dimming (120vac Only)

Driver Included: Yes

Driver Location: Integrated

Driver Type: Constant Current - Universal

Driver Class: Class 2

Input Voltage (V): 120 - 277

Constant Current (MA): 700

Upon Request: Remote: 0-10Vdc dimming

LED

Number of LEDs: 8

Color Temperature (°K): 3000 / 4000

Max. Delivered Lumen (lm): 920 - 1250 / 955 - 1300

Nominal Lumen (lm): 2000 / 2080

CRI: >80 CRI

Lamp Life (hrs): 60000

OPTICAL

RATINGS AND CERTIFICATIONS

Certified By: Certified for North American Standards

IP rating: IP65

IK Rating: IK10

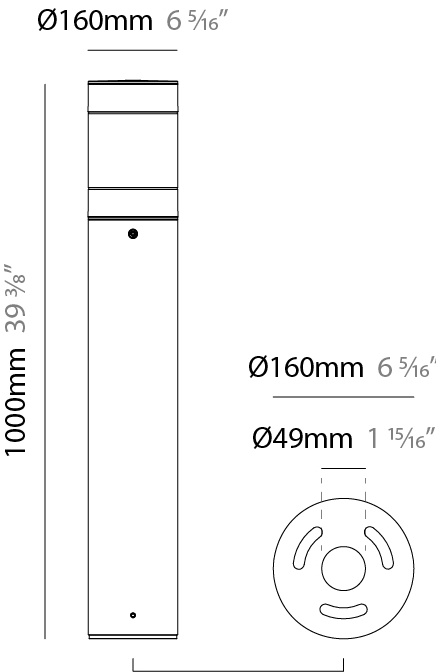
PROJECT

TYPE

SPECIFIER

QUANTITY

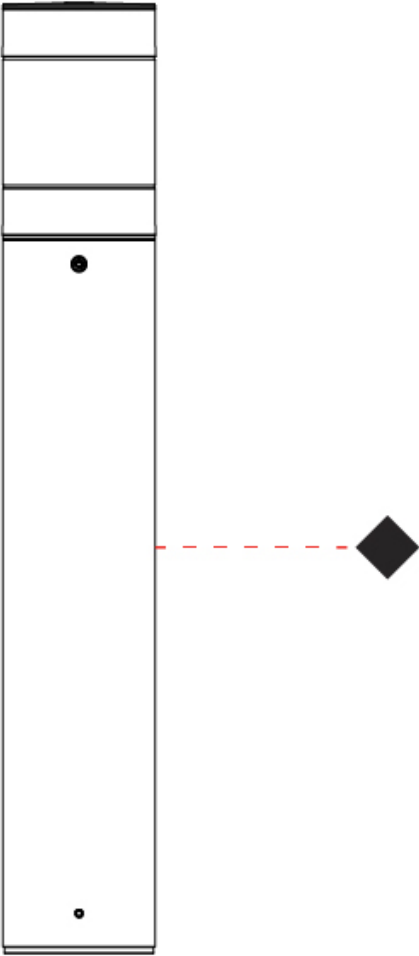
DATE



TUBE POST

E9B039-

PROJECT
TYPE
SPECIFIER
QUANTITY
DATE



TUBE POST

E9B040-

-

base number

Color

Finish

Temperature

Options

1.To build a product code in our configurator select the specify button on the base model # product page

2. To build a manual product code on this datasheet choose from the options listed below in blue font and add the suffix to the base model #

GENERAL

Series: Tube

Brand: Platek

Division: Exterior

Mounting Type: Post

Mounting Location: Above Ground

Subcategory: Pedestrian

PHYSICAL

Shape: Cylinder

Diameter (mm): 160

Diameter (in): 6 5/16

Height (mm): 3000

Height (in): 118 1/8

Light Distribution: Omnidirectional

Screws: A4 stainless steel

Diffuser: Opal Diffused

Fixture Finish: BLK / WHI / GRY / COR / ANT / BRZ

Fixture Material: Extruded Aluminum

ELECTRICAL

Lamp Type: LED

Input Wattage (W): 42

Total Output Wattage (W): 38

Dimming: Non-Dimming / Phase Dimming (120vac Only)

Driver Included: Yes

Driver Location: Integrated

Driver Type: Constant Current - Universal

Driver Class: Class 2

Input Voltage (V): 120 - 277

Constant Current (MA): 1050

Upon Request: (Not included - see components [IP65 or higher enclosure to be supplied by others]): Remote: 0-10Vdc dimming

LED

Number of LEDs: 24

Color Temperature (°K): 3000 / 4000

Max. Delivered Lumen (lm): 2015 - 2835 / 2095 - 2950

Nominal Lumen (lm): 4560 / 4800

CRI: >80 CRI

Lamp Life (hrs): 60000

OPTICAL

RATINGS AND CERTIFICATIONS

Certified By: Certified for North American Standards

IP rating: IP65

IK Rating: IK10

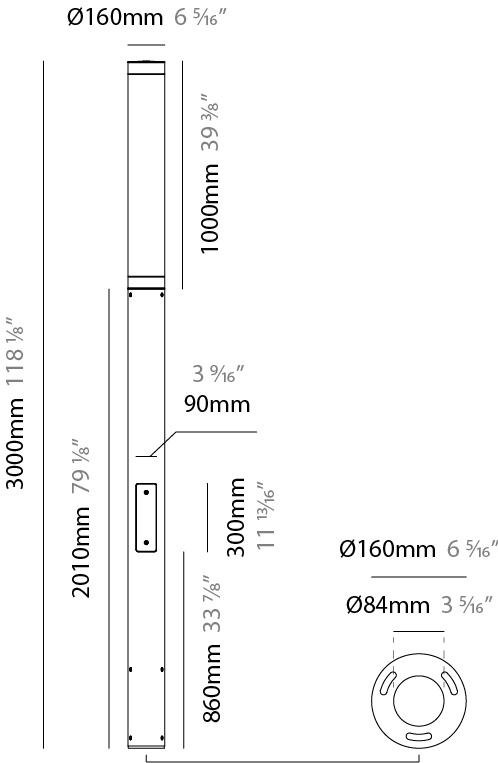
PROJECT

TYPE

SPECIFIER

QUANTITY

DATE



PROJECT
TYPE
SPECIFIER
QUANTITY
DATE



TUBE POST

E9B041-

-

base number

Color

Finish

Temperature

Options

1.To build a product code in our configurator select the specify button on the base model # product page

2. To build a manual product code on this datasheet choose from the options listed below in blue font and add the suffix to the base model #

GENERAL

Series: Tube

Brand: Platek

Division: Exterior

Mounting Type: Post

Mounting Location: Above Ground

Subcategory: Pedestrian

PHYSICAL

Shape: Cylinder

Diameter (mm): 160

Diameter (in): 6 5⁄16

Height (mm): 4000

Height (in): 157 1⁄2

Light Distribution: Omnidirectional

Screws: A4 stainless steel

Diffuser: Opal Diffused

Fixture Finish: BLK / WHI / GRY / COR / ANT / BRZ

Fixture Material: Extruded Aluminum

ELECTRICAL

Lamp Type: LED

Input Wattage (W): 42

Total Output Wattage (W): 38

Dimming: Non-Dimming / Phase Dimming (120vac Only)

Driver Included: Yes

Driver Location: Integrated

Driver Type: Constant Current - Universal

Driver Class: Class 2

Input Voltage (V): 120 - 277

Constant Current (MA): 1050

Upon Request: (Not included - see components [IP65 or higher enclosure to be supplied by others]): Remote: 0-10Vdc dimming

LED

Number of LEDs: 24

Color Temperature (°K): 3000 / 4000

Max. Delivered Lumen (lm): 2015 - 2835 / 2095 - 2950

Nominal Lumen (lm): 4560 / 4800

CRI: >80 CRI

Lamp Life (hrs): 60000

OPTICAL

RATINGS AND CERTIFICATIONS

Certified By: Certified for North American Standards

IP rating: IP65

IK Rating: IK10

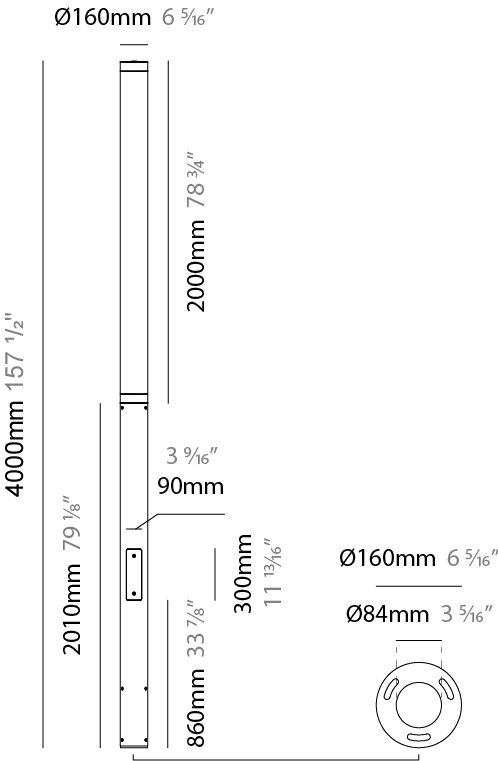
PROJECT

TYPE

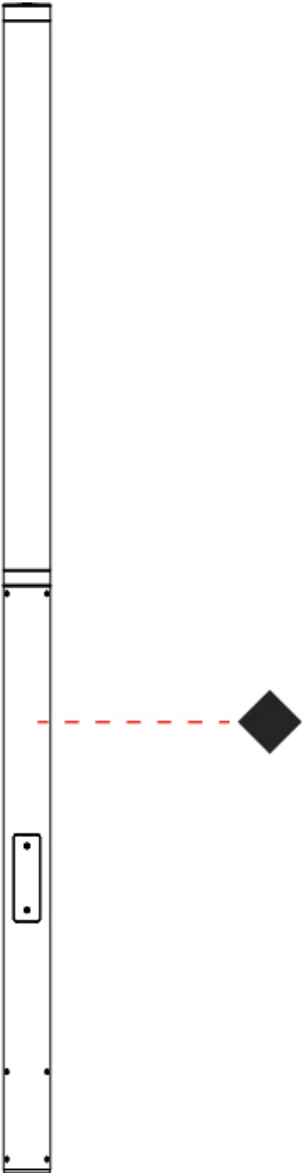
SPECIFIER

QUANTITY

DATE



PROJECT
TYPE
SPECIFIER
QUANTITY
DATE





TUBE POST

E9B046-

base number Finish Options

- 1. To build a product code in our configurator select the specify button on the base model # product page
- 2. To build a manual product code on this datasheet choose from the options listed below in blue font and add the suffix to the base model #

GENERAL

Series: Tube  
Brand: Platek  
Division: Exterior  
Mounting Type: Post  
Mounting Location: Above Ground  
Subcategory: Bollard - Mini

PHYSICAL

Shape: Cylinder  
Diameter (mm): 160  
Diameter (in): 6 5/16  
Height (mm): 260  
Height (in): 10 1/4  
Light Distribution: Omnidirectional  
Screws: A4 stainless steel  
Diffuser: Opal Diffused  
Fixture Finish: BLK / WHI / GRY / COR / ANT / BRZ  
Fixture Material: Extruded Aluminum

ELECTRICAL

Lamp Type: LED  
Total Output Wattage (W): 11.5  
Dimming: Bluetooth technology or DMX  
Control Gear: DMX  
Driver Included: No  
Driver Location: Remote  
Driver Type: Constant Current - Universal  
Driver Class: Class 2  
Input Voltage (V): 120 - 277  
Constant Current (MA): 500

LED

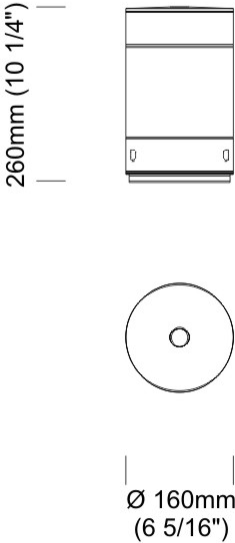
Number of LEDs: 8  
Color Temperature (°K): RGBW  
CRI: >80 CRI  
Lamp Life (hrs): 60000  
Special LEDs offerings: RGBW

OPTICAL

RATINGS AND CERTIFICATIONS

Certified By: Certified for North American Standards  
IP rating: IP66  
IK Rating: IK10

PROJECT  
TYPE  
SPECIFIER  
QUANTITY  
DATE



TUBE POST

E9B046-

PROJECT
TYPE
SPECIFIER
QUANTITY
DATE



TUBE POST

E9B047-

base number Finish Options

- 1. To build a product code in our configurator select the specify button on the base model # product page
- 2. To build a manual product code on this datasheet choose from the options listed below in blue font and add the suffix to the base model #

GENERAL

Series: Tube  
Brand: Platek  
Division: Exterior  
Mounting Type: Post  
Mounting Location: Above Ground  
Subcategory: Bollard

PHYSICAL

Shape: Cylinder  
Diameter (mm): 160  
Diameter (in): 6 5/16  
Height (mm): 1000  
Height (in): 39 3/8  
Light Distribution: Omnidirectional  
Screws: A4 stainless steel  
Diffuser: Opal Diffused  
Fixture Finish: BLK / WHI / GRY / COR / ANT / BRZ  
Fixture Material: Extruded Aluminum

ELECTRICAL

Lamp Type: LED  
Total Output Wattage (W): 16  
Dimming: Bluetooth technology or DMX  
Control Gear: DMX  
Driver Included: No  
Driver Location: Remote  
Driver Type: Constant Current - Universal  
Driver Class: Class 2  
Input Voltage (V): 120 - 277  
Constant Current (MA): 700

LED

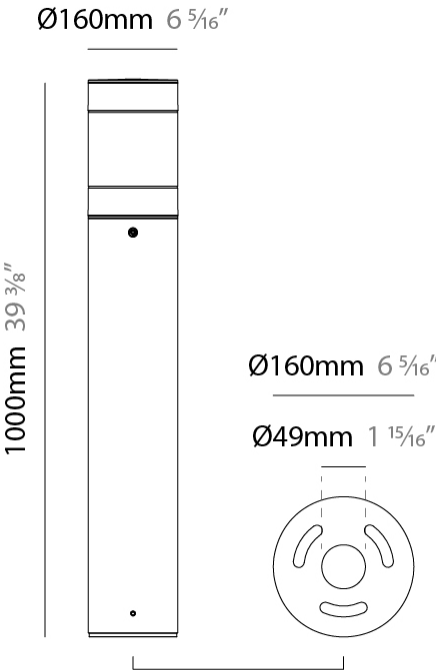
Number of LEDs: 8  
Color Temperature (°K): RGBW  
CRI: >80 CRI  
Lamp Life (hrs): 60000  
Special LEDs offerings: RGBW

OPTICAL

RATINGS AND CERTIFICATIONS

Certified By: Certified for North American Standards  
IP rating: IP66  
IK Rating: IK10

PROJECT  
TYPE  
SPECIFIER  
QUANTITY  
DATE



PROJECT
TYPE
SPECIFIER
QUANTITY
DATE



TUBE POST

E9B048-

base number Finish Options

- 1.To build a product code in our configurator select the specify button on the base model # product page
- 2. To build a manual product code on this datasheet choose from the options listed below in blue font and add the suffix to the base model #

GENERAL

Series: Tube  
Brand: Platek  
Division: Exterior  
Mounting Type: Post  
Mounting Location: Above Ground  
Subcategory: Pedestrian

PHYSICAL

Shape: Cylinder  
Diameter (mm): 160  
Diameter (in): 6 5/16  
Height (mm): 3000  
Height (in): 118 1/8  
Light Distribution: Omnidirectional  
Screws: A4 stainless steel  
Diffuser: Opal Diffused  
Fixture Finish: BLK / WHI / GRY / COR / ANT / BRZ  
Fixture Material: Extruded Aluminum

ELECTRICAL

Lamp Type: LED  
Total Output Wattage (W): 35  
Dimming: Bluetooth technology or DMX  
Control Gear: DMX  
Driver Included: No  
Driver Location: Remote  
Driver Type: Constant Current - Universal  
Driver Class: Class 2  
Input Voltage (V): 120 - 277  
Constant Current (MA): 500

LED

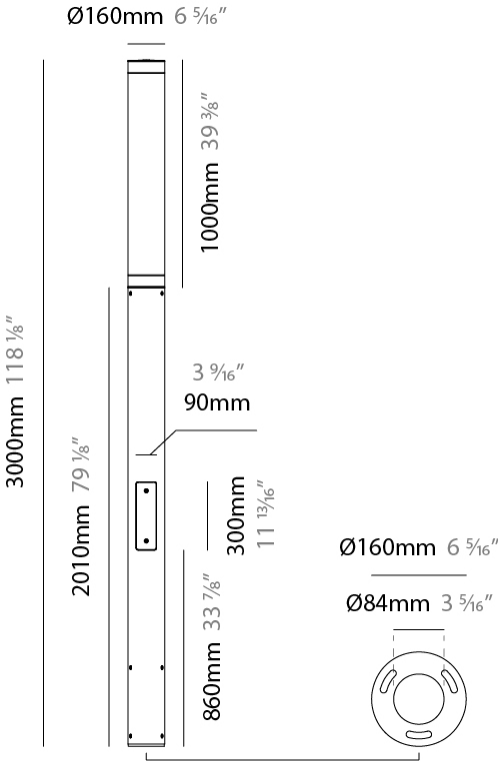
Number of LEDs: 24  
Color Temperature (°K): RGBW  
CRI: >80 CRI  
Lamp Life (hrs): 60000  
Special LEDs offerings: RGBW

OPTICAL

RATINGS AND CERTIFICATIONS

Certified By: Certified for North American Standards  
IP rating: IP66  
IK Rating: IK10

PROJECT  
TYPE  
SPECIFIER  
QUANTITY  
DATE



PROJECT
TYPE
SPECIFIER
QUANTITY
DATE



TUBE POST

E9B049-

base number      Finish  
Options

- 1.To build a product code in our configurator select the specify button on the base model # product page
- 2. To build a manual product code on this datasheet choose from the options listed below in blue font and add the suffix to the base model #

GENERAL

Series: Tube  
Brand: Platek  
Division: Exterior  
Mounting Type: Post  
Mounting Location: Above Ground  
Subcategory: Pedestrian

PHYSICAL

Shape: Cylinder  
Diameter (mm): 160  
Diameter (in): 6 5/16  
Height (mm): 4000  
Height (in): 157 1/2  
Light Distribution: Omnidirectional  
Screws: A4 stainless steel  
Diffuser: Opal Diffused  
Fixture Finish: BLK / WHI / GRY / COR / ANT / BRZ  
Fixture Material: Extruded Aluminum

ELECTRICAL

Lamp Type: LED  
Total Output Wattage (W): 35  
Dimming: Bluetooth technology or DMX  
Control Gear: DMX  
Driver Included: No  
Driver Location: Remote  
Driver Type: Constant Current - Universal  
Driver Class: Class 2  
Input Voltage (V): 120 - 277  
Constant Current (MA): 500

LED

Number of LEDs: 24  
Color Temperature (°K): RGBW  
CRI: >80 CRI  
Lamp Life (hrs): 60000  
Special LEDs offerings: RGBW

OPTICAL

RATINGS AND CERTIFICATIONS

Certified By: Certified for North American Standards  
IP rating: IP66  
IK Rating: IK10

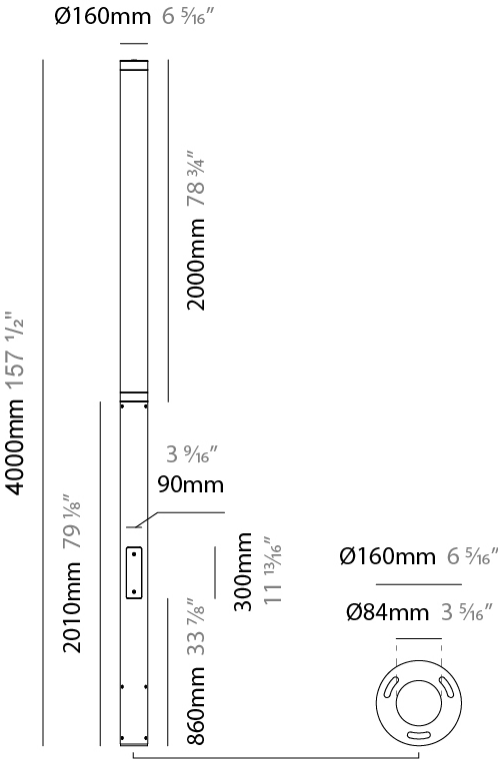
PROJECT

TYPE

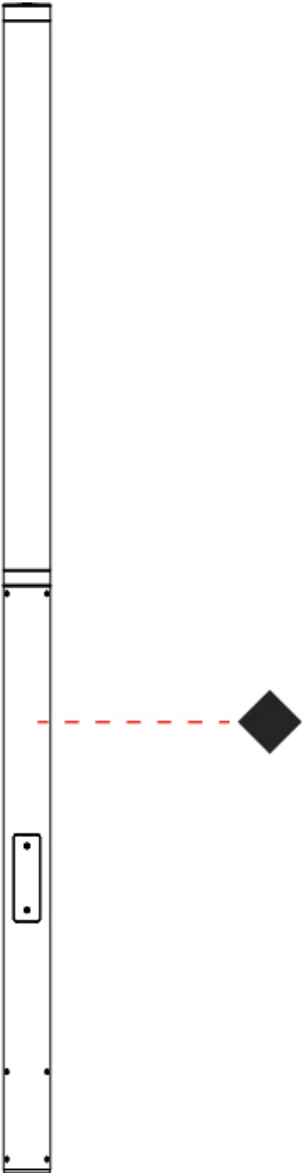
SPECIFIER

QUANTITY

DATE



PROJECT
TYPE
SPECIFIER
QUANTITY
DATE





PROJECT
TYPE
SPECIFIER
QUANTITY
DATE

Fixture Finish



**Digital:** Not all screens are calibrated the same, and therefore, colors will appear differently between screens.  
**Physical:** When texture is involved, there will be variations in color, character and tone within a product series and between product families.



### LEGEND

	floor-mounted		pivotal		special LED (upon request) RGB, RGBW, tunable, gold+, meat+, art+, fashion+
	wall and ceiling: recessed and surface mounted		rotating		warm dim / natural dimming LED
	ceiling-mounted and wall-mounted		illuminate tilted		rechargeable battery powered
	wall-mounted		color of suspension cable		fixture with natural vivid LED (upon request)
	omni-directional light distribution		length of suspension cable		color rendering index
	direct light distribution		reflector degree selection		color temperature
	direct/indirect light distribution		super spot		lumen (luminous flux)
	indirect light distribution		lens		efficacy (lumens per watt)
	asymmetric light distribution		lens pack		Unified Glare Rating (UGR) range from 5-40
	aura light distribution		shine ring		marine grade (AISI 316 stainless steel)
	round wall or ceiling cut-out		integrated shine ring with diffuser		walk on
	square wall or ceiling cut-out		free individual colors 01-29		drive on
	the supplied jig specifies the cutout dimensions		individual colors: 00 (free of charge), 01-25 (extra charge)		Dark Sky Compliance
	minimum distance (meters) lamp - object		luminaire part to be colored (F1)		Americans with Disabilities Act (less than 4" off the wall located between 27"-84" from floor)
	recessed depth		luminaire part to be colored (F2)		lamp protected against explosion
	ceiling thickness in mm		luminaire part to be colored (F3)		blown glass using traditional methods by master glass blower
	ceiling thickness selection		luminaire part to be colored (F4)		acoustic material
	dimmable DP (phase), DV (0-10V), DD (dali), DS (step-dim)		luminaire part to be colored (F5)		protection class I, protection insulation
	included or excluded LED driver/transformer/control gear		color of 3-circuit adaptor		protection class II, protection insulation
	separately switchable		indirect diffuser		ETL Certified to UL and CSA Standards
	sensor		direct diffuser		UL Certified to UL and CSA Standards
	remote control		ball-proof (upon request)		CSA Certified to UL and CSA Standards
	available upon request		accessory		Certified for North American Standards

### IP RATING

	protected against ingress of solid bodies greater than 12.5mm (finger)
	protected against ingress of solid bodies greater than 2.5mm protected against sprays of water up to 60 degrees from the vertical (rain)
	protected against ingress of solid bodies greater than 1mm (wire) no protection against the ingress of moisture
	protected against ingress of solid bodies greater than 1mm (wire) protected against sprays of water up to 60 degrees from the vertical (rain)
	protected against ingress of solid bodies greater than 1mm (wire) protected against water splashed from all directions
	protected against limited ingress of dust (wet rooms/covered outdoor areas) protected against water splashed from all directions
	protected against ingress of dust protected against jets of water
	protected against ingress of dust protected against powerful jets of water or heavy seas
	protected against ingress of dust protected against immersion of water between 15cm - 1m for 30 minutes
	protected against ingress of dust protected against immersion of water under pressure for long periods

### IK RATING

	protected against 0.14 joules impact (equivalent to 0.25kg mass dropped from 56mm above the surface)
	protected against 0.2 joules impact (equivalent to 0.25kg mass dropped from 80mm above the surface)
	protected against 0.35 joules impact (equivalent to 0.25kg mass dropped from 140mm above the surface)
	protected against 0.5 joules impact (equivalent to 0.25kg mass dropped from 200mm above the surface)
	protected against 0.7 joules impact (equivalent to 0.25kg mass dropped from 280mm above the surface)
	protected against 1 joules impact (equivalent to 0.25kg mass dropped from 400mm above the surface)
	protected against 2 joules impact (equivalent to 0.5kg mass dropped from 400mm above the surface)
	protected against 5 joules impact (equivalent to 1.7kg mass dropped from 300mm above the surface)
	protected against 10 joules impact (equivalent to 5.0kg mass dropped from 200mm above the surface)
	protected against 20 joules impact (equivalent to 5.0kg mass dropped from 400mm above the surface)