

VENEXIA SUSPENSION

E81700-

base number Finish Options

- 1.To build a product code in our configurator select the specify button on the base model # product page
- 2. To build a manual product code on this datasheet choose from the options listed below in blue font and add the suffix to the base model #

GENERAL

Series: Venexia
Brand: Panzeri
Division: Exterior
Mounting Type: Suspension
Mounting Location: Ceiling
Subcategory: Pendant

PHYSICAL

Shape: Round
Diameter (mm): 220
Diameter (in): 8 11/16
Height (mm): 110
Height (in): 4 15/16
Max. Overall Height (mm): 2110
Max. Overall Height (in): 83 1/16
Light Distribution: Direct
Weight (kg): 3.40
Weight (lbs): 7.5
Screws: A4 stainless steel
Diffuser: Matte Cast Glass
Gasket: Transparent silicone
Fixture Finish: COR / MGY / MBR
Fixture Material: Aluminum
Cable Details: 2000mm Nickeled brass M12 cable gland

ELECTRICAL

Lamp Type: LED
Input Wattage (W): 7.4
Total Output Wattage (W): 5.74
Dimming: Non-Dimmable
Driver Included: No
Driver Location: Remote
Driver Type: Constant Current - Universal
Driver Class: Class 2
Input Voltage (V): 120 - 277
Constant Current (MA): 350
Upon Request: 0-10Vdc dimming 120Vac only

LED


Color Temperature (°K): 2700
Max. Delivered Lumen (lm): 594
Nominal Lumen (lm): 930
CRI: >80 CRI
Efficiency (%): 63.9
Efficacy (lm/w): 74.25
Lamp Life (hrs): 80000

OPTICAL

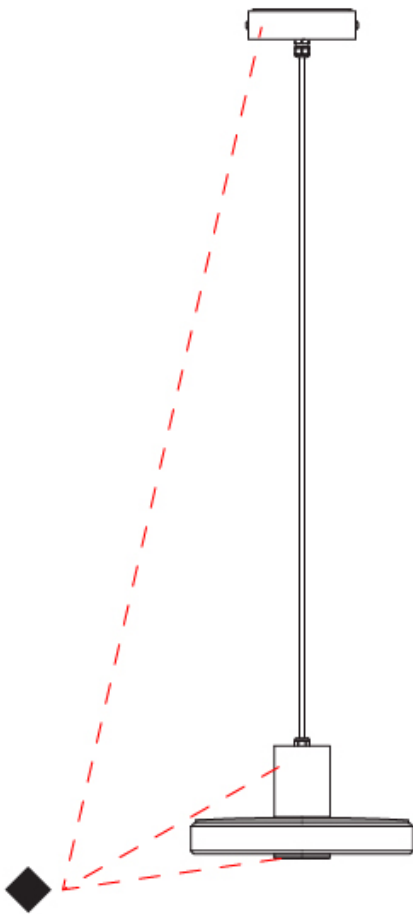
RATINGS AND CERTIFICATIONS

Certified By: Certified for North American Standards
IP rating: IP65
IK Rating: IK06

PROJECT
TYPE
SPECIFIER
QUANTITY
DATE



PROJECT
TYPE
SPECIFIER
QUANTITY
DATE



VENEXIA SURFACE

E83448-

base number Finish Options

- 1.To build a product code in our configurator select the specify button on the base model # product page
- 2. To build a manual product code on this datasheet choose from the options listed below in blue font and add the suffix to the base model #

GENERAL

Series: Venexia
Brand: Panzeri
Division: Exterior
Mounting Type: Surface
Mounting Location: Wall
Subcategory: Downlight

PHYSICAL

Shape: Round
Diameter (mm): 220
Diameter (in): 8 11/16
Height (mm): 140
Depth (mm): 310
Height (in): 5 1/2
Depth (in): 12 3/16
Light Distribution: Direct
Weight (kg): 3.60
Weight (lbs): 7.94
Screws: A4 stainless steel
Diffuser: Matte Cast Glass
Gasket: Transparent silicone
Fixture Finish: COR / MGY / MBR
Fixture Material: Aluminum

ELECTRICAL

Lamp Type: LED
Input Wattage (W): 7.4
Total Output Wattage (W): 5.74
Dimming: Non-Dimmable
Driver Included: No
Driver Location: Remote
Driver Type: Constant Current - Universal
Driver Class: Class 2
Input Voltage (V): 120 - 277
Constant Current (mA): 350
Upon Request: 0-10Vdc dimming 120Vac only

LED

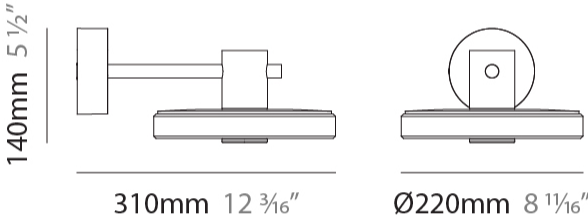
Color Temperature (°K): 2700
Max. Delivered Lumen (lm): 594
Nominal Lumen (lm): 930
CRI: >80 CRI
Efficiency (%): 63.9
Efficacy (lm/w): 74.25
Lamp Life (hrs): 80000

OPTICAL

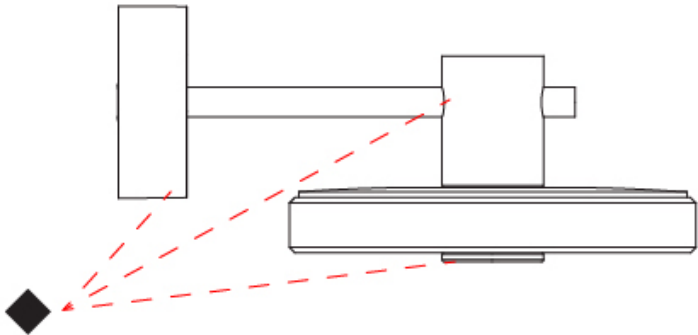
RATINGS AND CERTIFICATIONS

Certified By: Certified for North American Standards
IP rating: IP65
IK Rating: IK06

PROJECT
TYPE
SPECIFIER
QUANTITY
DATE



PROJECT
TYPE
SPECIFIER
QUANTITY
DATE



VENEXIA POST

E84381-

base number Finish Options

1. To build a product code in our configurator select the specify button on the base model # product page
2. To build a manual product code on this datasheet choose from the options listed below in blue font and add the suffix to the base model #

GENERAL

Series: Venexia

Brand: Panzeri

Division: Exterior

Mounting Type: Post

Mounting Location: Above Ground

Subcategory: Bollard - Garden

PHYSICAL

Shape: Round

Diameter (mm): 220

Diameter (in): 8 11/16

Height (mm): 450

Height (in): 17 11/16

Light Distribution: Direct

Weight (kg): 3.43

Weight (lbs): 7.56

Screws: A4 stainless steel

Diffuser: Matte Cast Glass

Gasket: Transparent silicone

Fixture Finish: COR / MBR / WMB

Fixture Material: Aluminum / Wood

Cable Details: Nickered brass M12 cable gland

ELECTRICAL

Lamp Type: LED

Input Wattage (W): 7.4

Total Output Wattage (W): 5.74

Dimming: Non-Dimmable

Driver Included: No

Driver Location: Remote

Driver Type: Constant Current - Universal

Driver Class: Class 2

Input Voltage (V): 120 - 277

Constant Current (MA): 350

Upon Request: 0-10Vdc dimming 120Vac only

LED

Color Temperature (°K): 2700

Max. Delivered Lumen (lm): 594

Nominal Lumen (lm): 930

CRI: >80 CRI

Efficiency (%): 63.9

Efficacy (lm/w): 74.25

Lamp Life (hrs): 80000

OPTICAL

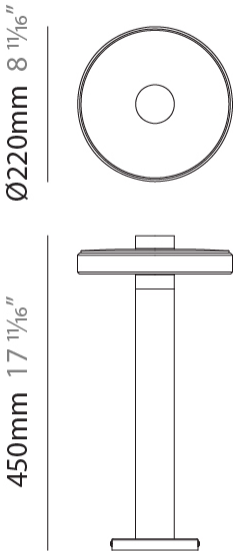
RATINGS AND CERTIFICATIONS

Certified By: Certified for North American Standards

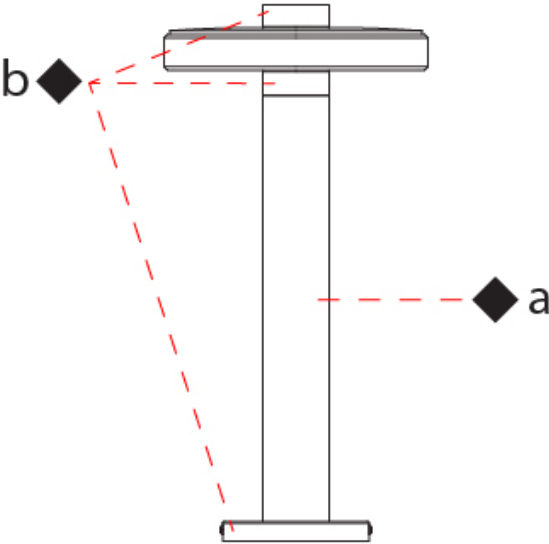
IP rating: IP65

IK Rating: IK06

PROJECT
TYPE
SPECIFIER
QUANTITY
DATE



PROJECT
TYPE
SPECIFIER
QUANTITY
DATE



VENEXIA POST

E84382-

base number Finish Options

1. To build a product code in our configurator select the specify button on the base model # product page
2. To build a manual product code on this datasheet choose from the options listed below in blue font and add the suffix to the base model #

GENERAL

Series: Venexia

Brand: Panzeri

Division: Exterior

Mounting Type: Post

Mounting Location: Above Ground

Subcategory: Bollard - Garden

PHYSICAL

Shape: Round

Diameter (mm): 220

Diameter (in): 8 11/16

Height (mm): 700

Height (in): 27 9/16

Light Distribution: Direct

Weight (kg): 3.70

Weight (lbs): 8.16

Screws: A4 stainless steel

Diffuser: Matte Cast Glass

Gasket: Transparent silicone

Fixture Finish: COR / MBR / WMB

Fixture Material: Aluminum / Wood

Cable Details: Nickered brass M12 cable gland

ELECTRICAL

Lamp Type: LED

Input Wattage (W): 7.4

Total Output Wattage (W): 5.74

Dimming: Non-Dimmable

Driver Included: No

Driver Location: Remote

Driver Type: Constant Current - Universal

Driver Class: Class 2

Input Voltage (V): 120 - 277

Constant Current (MA): 350

Upon Request: 0-10Vdc dimming 120Vac only

LED

Color Temperature (°K): 2700

Max. Delivered Lumen (lm): 594

Nominal Lumen (lm): 930

CRI: >80 CRI

Efficiency (%): 63.9

Efficacy (lm/w): 74.25

Lamp Life (hrs): 80000

OPTICAL

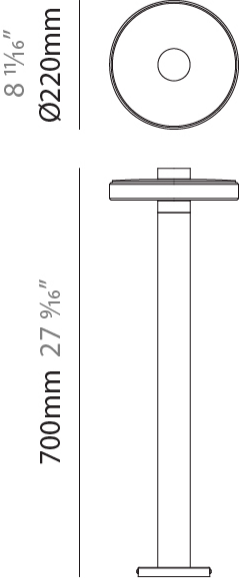
RATINGS AND CERTIFICATIONS

Certified By: Certified for North American Standards

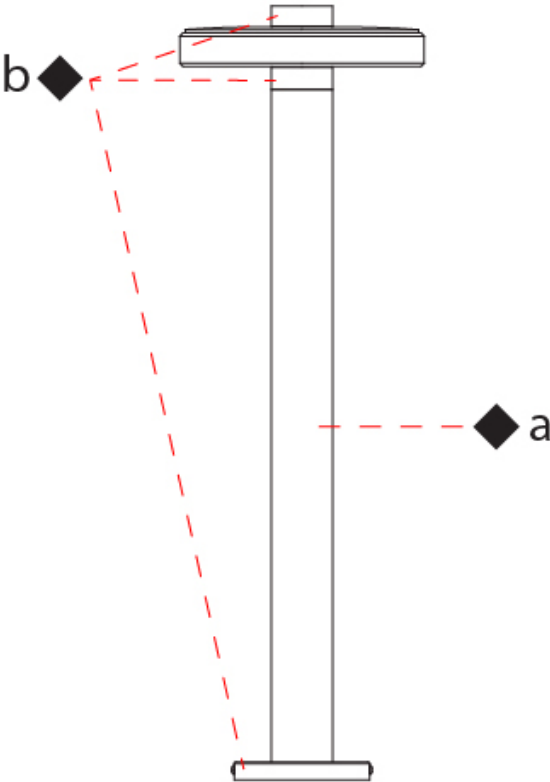
IP rating: IP65

IK Rating: IK06

PROJECT
TYPE
SPECIFIER
QUANTITY
DATE



PROJECT
TYPE
SPECIFIER
QUANTITY
DATE



VENEXIA POST

E84383-

base number Finish Options

- 1.To build a product code in our configurator select the specify button on the base model # product page
- 2. To build a manual product code on this datasheet choose from the options listed below in blue font and add the suffix to the base model #

GENERAL

Series: Venexia
Brand: Panzeri
Division: Exterior
Mounting Type: Post
Mounting Location: Above Ground
Subcategory: Bollard - Garden

PHYSICAL

Shape: Round
Diameter (mm): 220
Diameter (in): 8 11/16
Height (mm): 950
Height (in): 37 3/8
Light Distribution: Direct
Weight (kg): 3.82
Weight (lbs): 8.42
Screws: A4 stainless steel
Diffuser: Matte Cast Glass
Gasket: Transparent silicone
Fixture Finish: COR / MBR / WMB
Fixture Material: Aluminum / Wood
Cable Details: Nickered brass M12 cable gland

ELECTRICAL

Lamp Type: LED
Input Wattage (W): 7.4
Total Output Wattage (W): 5.74
Dimming: Non-Dimmable
Driver Included: No
Driver Location: Remote
Driver Type: Constant Current - 120 / 277Vac
Driver Class: Class 2
Input Voltage (V): 120 - 277
Constant Current (MA): 350
Upon Request: 0-10Vdc dimming 120Vac only

LED

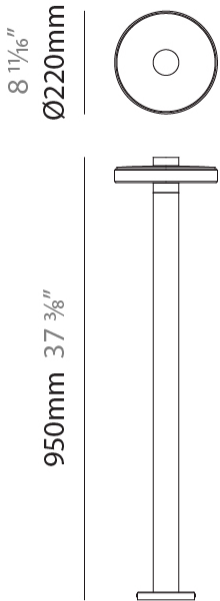
Color Temperature (°K): 2700
Max. Delivered Lumen (lm): 594
Nominal Lumen (lm): 930
CRI: >80 CRI
Efficiency (%): 63.9
Efficacy (lm/w): 74.25
Lamp Life (hrs): 80000

OPTICAL

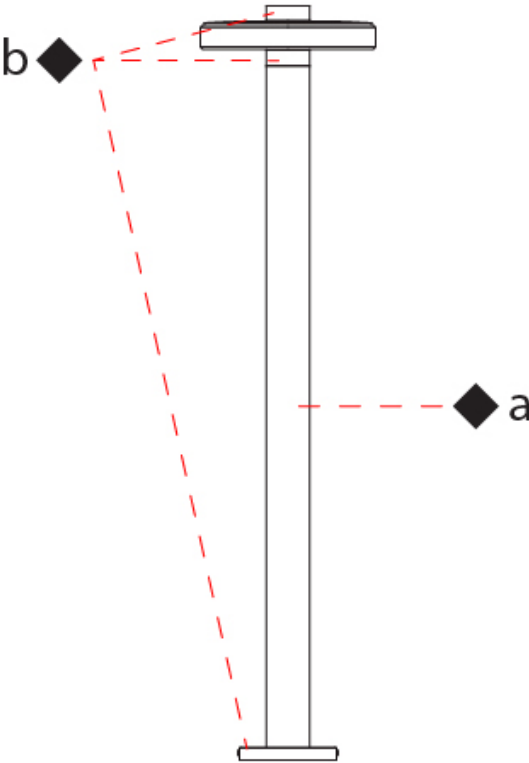
RATINGS AND CERTIFICATIONS

Certified By: Certified for North American Standards
IP rating: IP65
IK Rating: IK06

PROJECT
TYPE
SPECIFIER
QUANTITY
DATE



PROJECT
TYPE
SPECIFIER
QUANTITY
DATE



VENEXIA

E89138

base number

- 1.To build a product code in our configurator select the specify button on the base model # product page
- 2. To build a manual product code on this datasheet choose from the options listed below in blue font and add the suffix to the base model #

GENERAL

Series: Venexia

Brand: Panzeri

Division: Exterior

PHYSICAL

ELECTRICAL

LED

OPTICAL

RATINGS AND CERTIFICATIONS

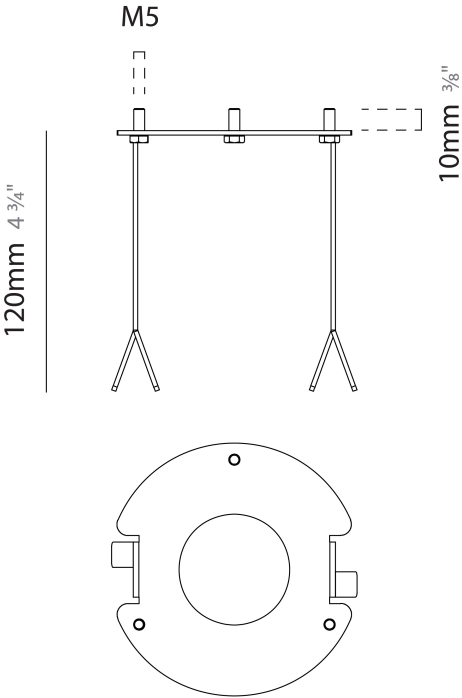
PROJECT

TYPE

SPECIFIER

QUANTITY

DATE



PROJECT
TYPE
SPECIFIER
QUANTITY
DATE

Fixture Finish


Corten - COR



Micaceous Gray - MGY



Matte Brass - MBR



Wood/Matte Brass - WMB



Digital: Not all screens are calibrated the same, and therefore, colors will appear differently between screens.
Physical: When texture is involved, there will be variations in color, character and tone within a product series and between product families.



LEGEND

	floor-mounted		pivotal		special LED (upon request) RGB, RGBW, tunable, gold+, meat+, art+, fashion+
	wall and ceiling: recessed and surface mounted		rotating		warm dim / natural dimming LED
	ceiling-mounted and wall-mounted		illuminate tilted		rechargeable battery powered
	wall-mounted		color of suspension cable		fixture with natural vivid LED (upon request)
	omni-directional light distribution		length of suspension cable		color rendering index
	direct light distribution		reflector degree selection		color temperature
	direct/indirect light distribution		super spot		lumen (luminous flux)
	indirect light distribution		lens		efficacy (lumens per watt)
	asymmetric light distribution		lens pack		Unified Glare Rating (UGR) range from 5-40
	aura light distribution		shine ring		marine grade (AISI 316 stainless steel)
	round wall or ceiling cut-out		integrated shine ring with diffuser		walk on
	square wall or ceiling cut-out		free individual colors 01-29		drive on
	the supplied jig specifies the cutout dimensions		individual colors: 00 (free of charge), 01-25 (extra charge)		Dark Sky Compliance
	minimum distance (meters) lamp - object		luminaire part to be colored (F1)		Americans with Disabilities Act (less than 4" off the wall located between 27"-84" from floor)
	recessed depth		luminaire part to be colored (F2)		lamp protected against explosion
	ceiling thickness in mm		luminaire part to be colored (F3)		blown glass using traditional methods by master glass blower
	ceiling thickness selection		luminaire part to be colored (F4)		acoustic material
	dimmable DP (phase), DV (0-10V), DD (dali), DS (step-dim)		luminaire part to be colored (F5)		protection class I, protection insulation
	included or excluded LED driver/transformer/control gear		color of 3-circuit adaptor		protection class II, protection insulation
	separately switchable		indirect diffuser		ETL Certified to UL and CSA Standards
	sensor		direct diffuser		UL Certified to UL and CSA Standards
	remote control		ball-proof (upon request)		CSA Certified to UL and CSA Standards
	available upon request		accessory		Certified for North American Standards

IP RATING

	protected against ingress of solid bodies greater than 12.5mm (finger)
	protected against ingress of solid bodies greater than 2.5mm protected against sprays of water up to 60 degrees from the vertical (rain)
	protected against ingress of solid bodies greater than 1mm (wire) no protection against the ingress of moisture
	protected against ingress of solid bodies greater than 1mm (wire) protected against sprays of water up to 60 degrees from the vertical (rain)
	protected against ingress of solid bodies greater than 1mm (wire) protected against water splashed from all directions
	protected against limited ingress of dust (wet rooms/covered outdoor areas) protected against water splashed from all directions
	protected against ingress of dust protected against jets of water
	protected against ingress of dust protected against powerful jets of water or heavy seas
	protected against ingress of dust protected against immersion of water between 15cm - 1m for 30 minutes
	protected against ingress of dust protected against immersion of water under pressure for long periods

IK RATING

	protected against 0.14 joules impact (equivalent to 0.25kg mass dropped from 56mm above the surface)
	protected against 0.2 joules impact (equivalent to 0.25kg mass dropped from 80mm above the surface)
	protected against 0.35 joules impact (equivalent to 0.25kg mass dropped from 140mm above the surface)
	protected against 0.5 joules impact (equivalent to 0.25kg mass dropped from 200mm above the surface)
	protected against 0.7 joules impact (equivalent to 0.25kg mass dropped from 280mm above the surface)
	protected against 1 joules impact (equivalent to 0.25kg mass dropped from 400mm above the surface)
	protected against 2 joules impact (equivalent to 0.5kg mass dropped from 400mm above the surface)
	protected against 5 joules impact (equivalent to 1.7kg mass dropped from 300mm above the surface)
	protected against 10 joules impact (equivalent to 5.0kg mass dropped from 200mm above the surface)
	protected against 20 joules impact (equivalent to 5.0kg mass dropped from 400mm above the surface)