

| | |
|-----------|-------|
| PROJECT | _____ |
| TYPE | _____ |
| SPECIFIER | _____ |
| QUANTITY | _____ |
| DATE | _____ |

WHIRL SUSPENSION

D181006- _____

base number Color Finish
 Temperature Options

- To build a product code in our configurator select the specify button on the base model # product page
- To build a manual product code on this datasheet choose from the options listed below in blue font and add the suffix to the base model #

GENERAL

Series: Whirl
 Partner: Artigja
 Division: Design
 Installation: Suspension
 Product Type: Pendant
 Mounting Location: Ceiling
 Light Distribution: Direct

PHYSICAL

Shape: Teardrop
 Diameter (mm): 150
 Diameter (in): 5 7/8
 Height (mm): 1400
 Height (in): 55 1/8
 Fixture Finish: [BBS](#) / [BUB](#) / [ABR](#) / [DRB](#) / [DUB](#) / [AGD](#) / [LBB](#) / [DBZ](#) / [BBN](#) / [PCH](#) / [PGO](#) / [PBN](#) / [WHI](#) / [BLK](#)
 Fixture Material: Metal
 Primary Material: Brass

ELECTRICAL

Lamp Type: LED
 Input Wattage (W): 15
 Dimming: [Dali Dimming](#) / [Phase Dimming](#)
 Driver Included: Yes
 Driver Location: Integrated
 Driver Class: Class 2
 Input Voltage (V): 120
 Output Voltage (V): 24
 Upon Request: 0-10V Dimming

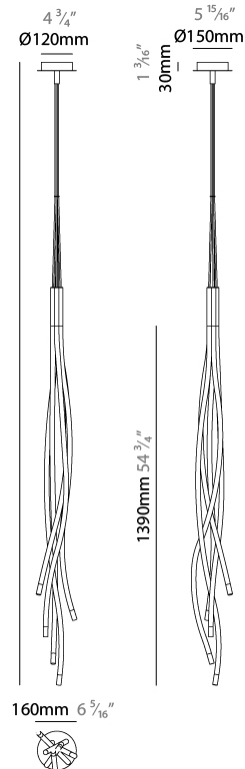
LED

Number of LEDs: 5
 Color Temperature (°K): [2700](#) / [3000](#) / [4000](#)
 Nominal Lumen (lm): 1500 / 1565 / 1660
 Lamp Life (hrs): 50000

OPTICAL

RATINGS AND CERTIFICATIONS

Certified By: Certified for North American Standards
 IP rating: IP20



WHIRL SUSPENSION

D181006-

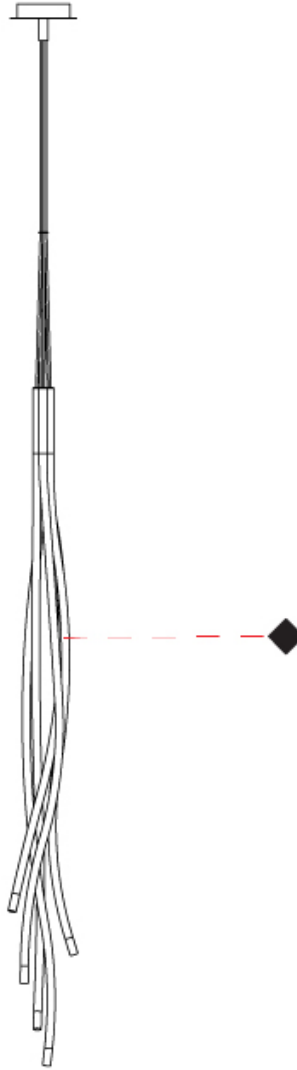
PROJECT

TYPE

SPECIFIER

QUANTITY

DATE



D

| | |
|-----------|-------|
| PROJECT | _____ |
| TYPE | _____ |
| SPECIFIER | _____ |
| QUANTITY | _____ |
| DATE | _____ |

WHIRL SURFACE

D182003- _____ - _____

base number Color Finish
 Temperature Options

- To build a product code in our configurator select the specify button on the base model # product page
- To build a manual product code on this datasheet choose from the options listed below in blue font and add the suffix to the base model #

GENERAL

Series: Whirl
 Partner: Artigja
 Division: Design
 Installation: Surface
 Product Type: Ceiling Surface
 Mounting Location: Ceiling
 Light Distribution: Direct

PHYSICAL

Shape: Abstract
 Diameter (mm): 150
 Diameter (in): 5 7/8
 Height (mm): 1400
 Height (in): 55 1/8
 Fixture Finish: [BBS](#) / [BUB](#) / [ABR](#) / [DRB](#) / [DUB](#) / [AGD](#) / [LBB](#) / [DBZ](#) / [BBN](#) / [PCH](#) / [PGO](#) / [PBN](#) / [WHI](#) / [BLK](#)
 Fixture Material: Metal
 Primary Material: Brass

ELECTRICAL

Lamp Type: LED
 Input Wattage (W): 15
 Dimming: [Dali Dimming](#) / [Phase Dimming](#)
 Driver Included: Yes
 Driver Location: Integrated
 Driver Class: Class 2
 Input Voltage (V): 120
 Output Voltage (V): 24
 Upon Request: 0-10V Dimming

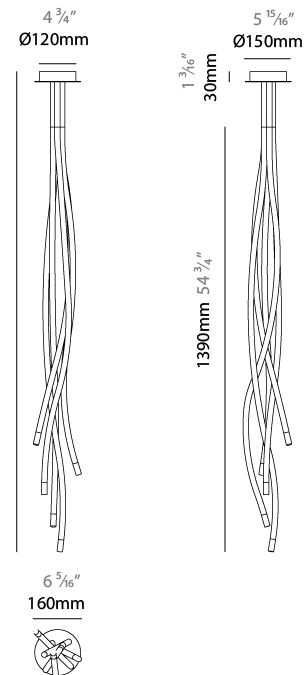
LED

Number of LEDs: 5
 Color Temperature (°K): [2700](#) / [3000](#) / [4000](#)
 Nominal Lumen (lm): 1500 / 1565 / 1660
 Lamp Life (hrs): 50000

OPTICAL

RATINGS AND CERTIFICATIONS

Certified By: Certified for North American Standards
 IP rating: IP20



WHIRL SURFACE

D182003-

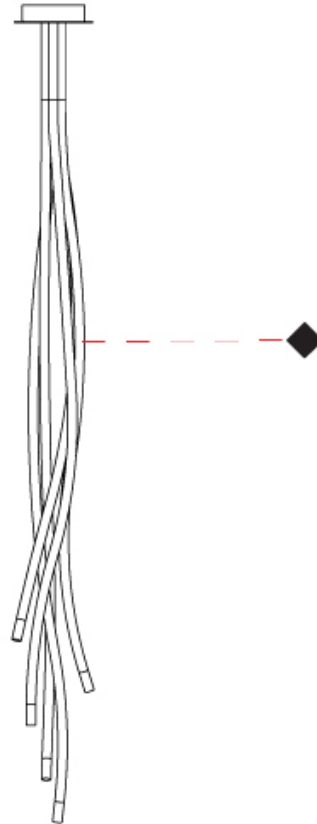
PROJECT

TYPE

SPECIFIER

QUANTITY

DATE



D

| | |
|-----------|-------|
| PROJECT | _____ |
| TYPE | _____ |
| SPECIFIER | _____ |
| QUANTITY | _____ |
| DATE | _____ |

WHIRL SURFACE

D182004- _____

base number Color Finish
 Temperature Options

- To build a product code in our configurator select the specify button on the base model # product page
- To build a manual product code on this datasheet choose from the options listed below in blue font and add the suffix to the base model #

GENERAL

Series: Whirl
 Partner: Artigja
 Division: Design
 Installation: Surface
 Product Type: Ceiling Surface
 Mounting Location: Ceiling
 Light Distribution: Direct

PHYSICAL

Shape: Teardrop
 Diameter (mm): 450
 Diameter (in): 17 ³/₄"
 Height (mm): 1400
 Height (in): 55 ¹⁵/₁₆"
 Fixture Finish: BBS / BUB / ABR / DRB / DUB / AGD / LBB / DBZ / BBN / PCH / PGO / PBN / WHI / BLK
 Fixture Material: Metal
 Primary Material: Brass

ELECTRICAL

Lamp Type: LED
 Input Wattage (W): 45
 Dimming: Dali Dimming / Phase Dimming
 Driver Included: Yes
 Driver Location: Integrated
 Driver Class: Class 2
 Input Voltage (V): 120
 Output Voltage (V): 24
 Upon Request: 0-10V Dimming

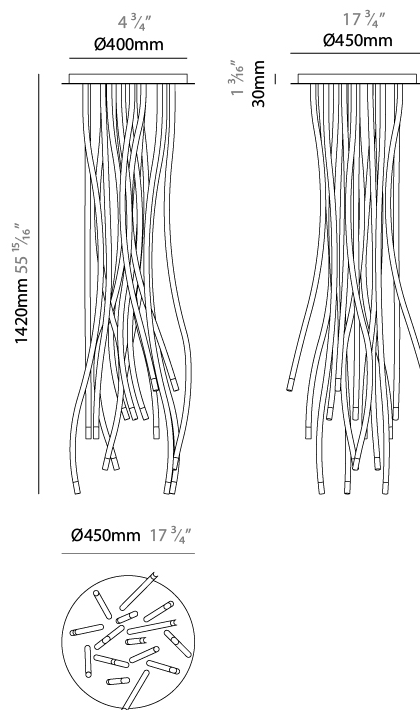
LED

Number of LEDs: 15
 Color Temperature (°K): 2700 / 3000 / 4000
 Nominal Lumen (lm): 4500 / 4695 / 4980
 Lamp Life (hrs): 50000

OPTICAL

RATINGS AND CERTIFICATIONS

Certified By: Certified for North American Standards
 IP rating: IP20



WHIRL SURFACE

D182004-

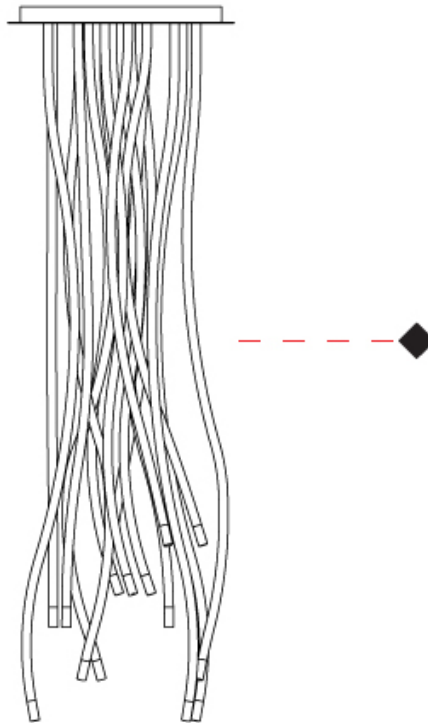
PROJECT

TYPE

SPECIFIER

QUANTITY

DATE



D

| | |
|-----------|-------|
| PROJECT | _____ |
| TYPE | _____ |
| SPECIFIER | _____ |
| QUANTITY | _____ |
| DATE | _____ |

WHIRL SURFACE

D182005- _____ - _____

base number Color Finish
 Temperature Options

- To build a product code in our configurator select the specify button on the base model # product page
- To build a manual product code on this datasheet choose from the options listed below in blue font and add the suffix to the base model #

GENERAL

Series: Whirl
 Partner: Artigja
 Division: Design
 Installation: Surface
 Product Type: Ceiling Surface
 Mounting Location: Ceiling
 Light Distribution: Direct

PHYSICAL

Shape: Teardrop
 Diameter (mm): 1850
 Diameter (in): 72 ¹³/₁₆"
 Width (mm): 250
 Width (in): 9 ¹³/₁₆"
 Height (mm): 1400
 Height (in): 55 ¹/₈"
 Fixture Finish: [BBS / BUB / ABR / DRB / DUB / AGD / LBB / DBZ / BBN / PCH / PGO / PBN / WHI / BLK](#)
 Fixture Material: Metal
 Primary Material: Brass

ELECTRICAL

Lamp Type: LED
 Input Wattage (W): 159
 Dimming: Dali Dimming / Phase Dimming
 Driver Included: Yes
 Driver Location: Integrated
 Driver Class: Class 2
 Input Voltage (V): 120
 Output Voltage (V): 24
 Upon Request: 0-10V Dimming

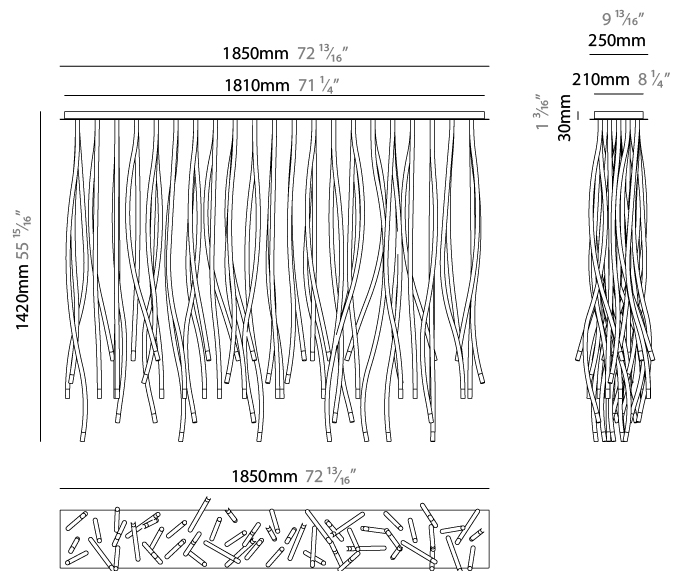
LED

Number of LEDs: 53
 Color Temperature (°K): [2700 / 3000 / 4000](#)
 Nominal Lumen (lm): 15900 / 16589 / 17596
 Lamp Life (hrs): 50000

OPTICAL

RATINGS AND CERTIFICATIONS

Certified By: Certified for North American Standards
 IP rating: IP20



WHIRL SURFACE

D182005-

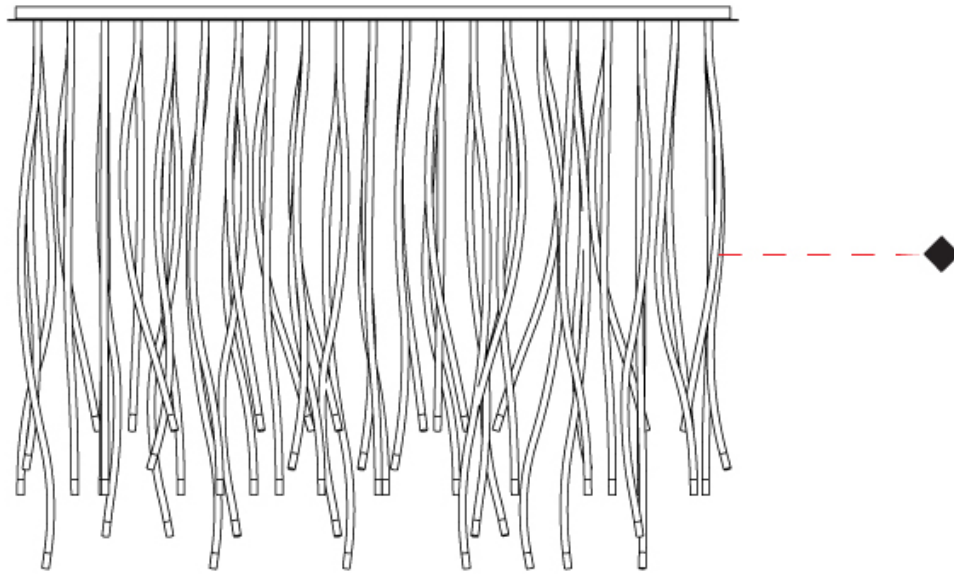
PROJECT

TYPE

SPECIFIER

QUANTITY

DATE



D

WHIRL COLOR FINISH CHART

| | |
|-----------|-------|
| PROJECT | _____ |
| TYPE | _____ |
| SPECIFIER | _____ |
| QUANTITY | _____ |
| DATE | _____ |

Fixture Finish

Antique Brass - ABR



Brushed Black Nickel - BBN



Polished Chrome - PCH



Polished Black Nickel - PBN



Digital: Not all screens are calibrated the same, and therefore, colors will appear differently between screens.

Physical: When texture is involved, there will be variations in color, character and tone within a product series and between product families.



LEGEND

| | | | | | |
|--|---|---|--|---|--|
|  | floor-mounted |  | pivotal |  | special LED (upon request) RGB, RGBW, tunable, gold+, meat+, art+, fashion+ |
|  | wall and ceiling: recessed and surface mounted |  | rotating |  | warm dim / natural dimming LED |
|  | ceiling-mounted and wall-mounted |  | illuminate tilted |  | rechargeable battery powered |
|  | wall-mounted |  | color of suspension cable |  | fixture with natural vivid LED (upon request) |
|  | omni-directional light distribution |  | length of suspension cable |  | color rendering index |
|  | direct light distribution |  | reflector degree selection |  | color temperature |
|  | direct/indirect light distribution |  | super spot |  | lumen (luminous flux) |
|  | indirect light distribution |  | lens |  | efficacy (lumens per watt) |
|  | asymmetric light distribution |  | lens pack |  | Unified Glare Rating (UGR) range from 5-40 |
|  | aura light distribution |  | shine ring |  | marine grade (AISI 316 stainless steel) |
|  | round wall or ceiling cut-out |  | integrated shine ring with diffuser |  | walk on |
|  | square wall or ceiling cut-out |  | free individual colors 01-29 |  | drive on |
|  | the supplied jig specifies the cutout dimensions |  | individual colors: 00 (free of charge), 01-25 (extra charge) |  | Dark Sky Compliance |
|  | minimum distance (meters) lamp - object |  | luminaire part to be colored (F1) |  | Americans with Disabilities Act (less than 4" off the wall located between 27"-84" from floor) |
|  | recessed depth |  | luminaire part to be colored (F2) |  | lamp protected against explosion |
|  | ceiling thickness in mm |  | luminaire part to be colored (F3) |  | blown glass using traditional methods by master glass blower |
|  | ceiling thickness selection |  | luminaire part to be colored (F4) |  | acoustic material |
|  | dimnable DP (phase), DV (0-10V), DD (dali), DS (step-dim) |  | luminaire part to be colored (F5) |  | protection class I, protection insulation |
|  | included or excluded LED driver/transformer/control gear |  | color of 3-circuit adaptor |  | protection class II, protection insulation |
|  | separately switchable |  | indirect diffuser |  | ETL Certified to UL and CSA Standards |
|  | sensor |  | direct diffuser |  | UL Certified to UL and CSA Standards |
|  | remote control |  | ball-proof (upon request) |  | CSA Certified to UL and CSA Standards |
|  | available upon request |  | accessory |  | Certified for North American Standards |

IP RATING

| | |
|---|--|
|  | protected against ingress of solid bodies greater than 12.5mm (finger) |
|  | protected against ingress of solid bodies greater than 2.5mm protected against sprays of water up to 60 degrees from the vertical (rain) |
|  | protected against ingress of solid bodies greater than 1mm (wire) no protection against the ingress of moisture |
|  | protected against ingress of solid bodies greater than 1mm (wire) protected against sprays of water up to 60 degrees from the vertical (rain) |
|  | protected against ingress of solid bodies greater than 1mm (wire) protected against water splashed from all directions |
|  | protected against limited ingress of dust (wet rooms/covered outdoor areas) protected against water splashed from all directions |
|  | protected against ingress of dust protected against jets of water |
|  | protected against ingress of dust protected against powerful jets of water or heavy seas |
|  | protected against ingress of dust protected against immersion of water between 15cm - 1m for 30 minutes |
|  | protected against ingress of dust protected against immersion of water under pressure for long periods |

IK RATING

| | |
|---|---|
|  | protected against 0.14 joules impact (equivalent to 0.25kg mass dropped from 56mm above the surface) |
|  | protected against 0.2 joules impact (equivalent to 0.25kg mass dropped from 80mm above the surface) |
|  | protected against 0.35 joules impact (equivalent to 0.25kg mass dropped from 140mm above the surface) |
|  | protected against 0.5 joules impact (equivalent to 0.25kg mass dropped from 200mm above the surface) |
|  | protected against 0.7 joules impact (equivalent to 0.25kg mass dropped from 280mm above the surface) |
|  | protected against 1 joules impact (equivalent to 0.25kg mass dropped from 400mm above the surface) |
|  | protected against 2 joules impact (equivalent to 0.5kg mass dropped from 400mm above the surface) |
|  | protected against 5 joules impact (equivalent to 1.7kg mass dropped from 300mm above the surface) |
|  | protected against 10 joules impact (equivalent to 5.0kg mass dropped from 200mm above the surface) |
|  | protected against 20 joules impact (equivalent to 5.0kg mass dropped from 400mm above the surface) |